

ಕರ್ನಾಟಕ ಸರ್ಕಾರ

Government of Karnataka

ವಾರ್ಷಿಕ ವರದಿ

ANNUAL REPORT  
2018-19

ಸಾರಿಗೆ ಮತ್ತು ರಸ್ತೆ ಸುರಕ್ಷತೆ ಆಯುಕ್ತರವರ ಕಛೇರಿ  
ಬೆಂಗಳೂರು

## INDEX

<b>Sl. No.</b>	<b>SUBJECT</b>	<b>PAGE Nos.</b>
1	Introduction	2
2	Administrative set up	2-10
3	Computerisation of Transport Department	10-12
4	Road safety programmes	12
5	Allotment of Fancy Numbers Through Public Auction	13
6	Control of Transport Vehicles	13-14
7	South Zone Permit Scheme	14-15
8	Enforcement	15-16
9	Border check posts	17
10	Motor Accident Claims Tribunal	17-19
11	Facilities for Payment of Tax	19-22
12	Effective Transport Management Initiatives	22-24
13	Transport Adalat	24
14	Innovative Technology for effective Transport	25
15	Vehicular Air and Noise Pollution	25-26
16	Use of Eco-friendly alternative fuel in Vehicles	27
17	Effective enforcement activities to control Air and Noise Pollution	27-28
18	Effective Road Safety Management	28-29
19	Development of infrastructure for effective transport system	29-33
20	Information under Right to Information Act	33
21	SAKAALA Schemes	33-34
22	Vehicle Statistics	34
23	The details of Vehicle registration in Karnataka and Bangaluru metropolitan city (as on 31.03.2019)	35-42
24	The details of month wise and catogorywise newly registred vehicle in RTO Office during the year 2018-19	43-108
25	Regional Transport Officewise total vehicle registred (as on 31.03.2019)	109-110

<b>Sl. No.</b>	<b>SUBJECT</b>	<b>PAGE Nos.</b>
26	The details of districtwise and divisionwise vehicle registered (as on 31.03.2018)	111-116
27	The details of districtwise and divisionwise newly registered vehicle during the year 2018-19	117-122
28	Districtwise vehicle registered (as on 31.3.2019)	123-127
29	Divisionwise vehicle registered (as on 31.3.2019)	128
30	The details of monthwise and categorywise newly registered vehicle during the year 2018-2019 in Karnataka.	129
31	The details of monthwise and categorywise newly registered vehicle during the year 2018-2019 in Bengaluru.	130
32	The details of districtwise vehicle registered in Karnataka as on 2011-12, to 2018-19	131
33	The details of districtwise and categorywise total vehicles registered for the last 8 years	132-161
34	Category wise total vehicles registered for the last 8 years in Karnataka.	162
35	The details of vehicle registered from last 11 years (2009-10 to 2018-19) in Karnataka and Bengaluru.	163
36	The details of more than 15 years old vehicles in Karnataka and Bengaluru as on 31.03.2019	164
37	The details of driving licence and conductor licence in Karnataka as 31.03.2019	165
38	Graphs	166-170





## **TRANSPORT DEPARTMENT**

### **ANNUAL REPORT OF THE TRANSPORT DEPARTMENT FOR THE YEAR 2018-19**

#### **1. INTRODUCTION**

The Department of Transport was constituted by Government Order No.T6811:6865 RT :53-54:10 Dated 03-03-1955 vide Notification 4285-98 MV-23-56-57 Dated 27-08-1956. Then it was named as Motor Vehicles Department. Thereafter, the Department was re-named as TRANSPORT DEPARTMENT. The primary thrust areas of the Department are enforcement of Motor Vehicles Act and Rules and collection of Tax.

The Department is mainly responsible for regulation of the use of Motor Vehicles in the State and collection of tax on Motor Vehicles, Road Safety, Control of Air and Noise pollution in accordance with the provisions of the following Acts and Rules:

1. The Motor Vehicles Act 1988 (Central Act 59 of 1988)
2. Central Motor Vehicles Rules, 1989
3. The Karnataka Motor Vehicles Rules, 1989
4. The Karnataka Motor Vehicles Taxation Act 1957 (Karnataka Act 35 of 1957)
5. The Karnataka Motor Vehicles Taxation Rules, 1957.

#### **2.0 ADMINISTRATIVE SETUP**

**2.1 Commissioner for Transport and Road Safety is the head of the department and he is assisted by the following officers at the head quarters.**

1. Additional Commissioner for Transport (Administration)
2. Additional Commissioner for Transport ( Enforcement South)
3. Additional Commissioner for Transport and Secretary, KSTA
4. Joint Commissioner for Transport ( Environment & E-Governance)
5. Legal Adviser
6. Financial Adviser(Accounts)-1
7. Financial Adviser(Audit)-2
8. Assistant Director of Statistics
9. Assistant Law Officers – 2
10. Assistant Secretaries - 4

Apart from the above a Additional Commissioner for Transport (Enforcement- North) is stationed at Dharwad and looks after the enforcement activities of the Belgavi and Kalaburagi Divisions.

**2.2 Following offices are situated at Divisional, District, and sub-divisional Levels and at border check posts:**

Sl No	Division	District Regional Transport Offices	Sub-Division Regional Transport Offices	Asst. Regional Transport Offices	Check Posts
01	JCT Bengaluru Urban	1.Bangalore (Central) (DCT & Sr. RTO) 2. Bangalore (East) 3. Bangalore (West) 4. Bangalore (North) 5. Bangalore (South) (DCT & Sr. RTO) 6. Krishnarajapuram 7. Electronic City 8. Yalahanka 9. Jnanabharathi 10. Autorickshaw permit & STUs	11.Chandapura (w.e.f. 31-08-2017)	1.Devanahalli	
02	JCT Bengaluru Rural	12.Tumkur 14. Ramanagara 15. Kolar 16.Chikkaballaapur	13. Nela mangala	2.Tipatur 3.K.G.F. 4.Madhugiri 5. Chintamani (w.e.f. 16-7-2018)	1.Attibele 2.Nangali 3.Bagepalli 4.Gowribidnur 5.Royalpad
03	JCT Mysore	18.Mysore(West) 19.Chamarajnagara 20.Mandya 21.Madikeri 22.Hassan	17.Mysore (East)	6.Hunasur 7.Naga mangala 8.Sakalesha pura	6.Gundlupete 7.Chikkahole Dam
04	JCT Shimoga	23.Shivamogga 24.Mangaluru 25.Udupi 26.Chitradurga 27.Davanagere 28.Chikkamagaluru	29.Puttur	9.Sagar 10. Tarikere 11.Bantwala (w.e.f. 03.03.18)	8.Talapady

Sl No	Division	District Regional Transport Offices	Sub-Division Regional Transport Offices	Asst. Regional Transport Offices	Check Posts
05	JCT Belgavi	31..Belagavi 32.Dharawad (West) 34.Gadag 35.Haveri 36.Vijayapura 37.Bagalkote 38.Karawar	30.Chikkodi 33.Dharawad (East) 39. Sirsi	12. Baila hongala 13.Gokak 14.Dandeli 15.Jama khandi 16.Honna vara 17.Rani bennuru (w.e.f. 24.02.18) 18. Rama durga (w.e.f. 19-7-2018)	9.Kagawada 10.Nippani 11.Zalki 12.Ramanagar
06	JCT Kalaburgi	40.Kalaburgi (DCT & Sr. RTO) 42.Bellary 43.Raichur 44.Koppala 45.Bidar 46.Yadagiri	41.Hospet	19.Bhalki 20.Basava kalyan	13.Aland 14.Hagari 15.Humnabad

2.3 The Joint Commissioners for Transport at other Divisions supervise and guide the DCT & Senior RTOs/ RTOs and ARTOs working in their jurisdictions. These officers frequently conduct cursory and surprise inspections of their subordinate offices. Further, these officers also function as Appellate Authorities in respect of Driving licences, conductor licences, registration of vehicles, renewal of registration certificates of Non-Transport Vehicles, renewal, suspension and cancellation of Fitness certificates of Transport Vehicles and Tax matters.

**2.4 Sanctioned, working and vacant position of in Transport Department as on 31-03-2019.**

Sl.No	Name of the Post	Pay scale	Sanctioned	Working	Vacant
01	Commissioner for Transport		1	1	0
02	Presiding Officer		1	1	0
03	Additional Commissioner for Transport	90500-123300	5	4	1

<b>Sl.No</b>	<b>Name of the Post</b>	<b>Pay scale</b>	<b>Sanctioned</b>	<b>Working</b>	<b>Vacant</b>
04	Joint Commissioner for Transport	74400-109600	8	8	<b>0</b>
05	Deputy Commissioner for Transport & Senior RTO	67550-104600	3	3	<b>0</b>
06	Law Officer	52650-97100	1	0	<b>1</b>
07	Asst. Law Officer	43100-83900	2	2	<b>0</b>
08	Asst. Director Statistics (Deputation Post)	43100-83900	1	1	<b>0</b>
09	Financial Advisor (Deputation post)	52650-97100	2	0	<b>2</b>
10	Regional Transport Officers	52650-97100	47	12	35
11	Accounts Officers (Deputation post)	52650-97100	6	2	4
12	Asst. Regional Transport Officers	43100-83900	103	44	59
13	System Manager (Deputation post)	74400-109600	1	0	<b>1</b>
14	System Analyst (Deputation post)	67550-104600	2	0	<b>2</b>
15	Sr.Programmer (Deputation post)	52650-97100	2	0	<b>2</b>
16	Jr.Programmer (Deputation post)	43100-83900	7	0	<b>7</b>
17	Console Operator	40900-78200	2	1	<b>1</b>
18	HQA/ TTO / Asst. Secretary	40900-78200	15	5	<b>10</b>
19	Superintends	37900-70850	160	98	<b>62</b>
20	Sr. Inspectors of Motor Vehicles	40900-78200	214	123	<b>91</b>
21	Inspectors of Motor Vehicles	33450-62600	430	132	<b>298</b>
22	Account Suptdts., Deputation Post)	40900-78200	26	23	<b>3</b>
23	Asst. Statistical Officer (Deputation Post)	37900-70850	3	3	<b>0</b>
24	Accountants (Deputation Post)	27650-52650	36	22	<b>14</b>
25	Stenographers	27650-52650	49	26	<b>23</b>
26	First Division Assistants	27650-52650	436	268	<b>168</b>
27	Second Division Assistants	21400-42000	546	312	<b>234</b>



Sl.No	Name of the Post	Pay scale	Sanctioned	Working	Vacant
28	Typists	21400-42000	116	52	64
29	Drivers	21400-42000	165	98	67
30	Attenders / Process Servers/ Dafedars	19950-37900	31	12	19
31	Treasury Guard	18600-32600	40	11	29
32	Dalayyat/watchman/peon cum gguard / sweeper	17000-28950	345	172	173
	Total		2806	1436	1370

As per the Govt. Order No.SARIE 271 SAEPA 2011, Bangalore dt.25-10-2013, Road Safety Cell has been established comprising the following six permanent posts in order to implement effective measures to control road accidents.(Ph:080-22371120, e-mail: [rsdirector@yahoo.in](mailto:rsdirector@yahoo.in) ) One of the Addl. Commissioner for Transport of the Department is deputed by the Government to the post of Director of Road Safety.

Sl.No	Name of the Post	Pay scale	Sanctioned
01	Class-1 Officer (Plan)	52650- 97100	1
02	Class-1 Officer (Education)	52650- 97100	1
03	Class-1 Officer (Finance)	52650- 97100	1
04	Class-1 Officer (PWD)	52650- 97100	1
05	Class-1 Officer (Police)	52650- 97100	1
06	Class-1 Officer( Health)	52650- 97100	1

## 2.5 Details of the Officers with Phone and Fax number .

SL No	OFFICE CODE	NAME OF THE OFFICERS	PHONE NUMBER	FAX NUMBER	CUG.NO.
1	-	TRANSPORT COMMISSIONER	080-22214900	22235804	9449863211
2	-	ACT (ADMN)	080-22235176	22235804	9449863212
3	-	ACT (ENF SOUTH)	080-22236698	22232459	9449863214
4	-	ACT (ENF NORTH)	0836-2322206	22322206	9449863216
5	-	ACT & SECRETARY, KSTA	080-22272461	22242761	9449863213

SL No	OFFICE CODE	NAME OF THE OFFICERS	PHONE NUMBER	FAX NUMBER	CUG.NO.
6	-	JCT (E & E)	080-22243717	22243717	9449863215
7	-	JCT, B'LORE URBAN	080-22371100	22271100	9449863217
8	-	JCT, B'LORE RURAL	080-22866670	22866671	9449863221
9	-	JCT MYSORE	0821-2330347	2330347	9449863223
10	-	JCT SHIMOGA	08182-278045	278045	9449863224
11	-	JCT BELGAVI	0831-2423900	2423900	9449863225
12	-	JCT KALABURGI	08472-248005	248005	9449863226
13	-	LEGAL ADVISOR	080-22216452	22216452	9740352223
14	-	FINANCIAL ADVISOR-1(AACCOUNT)	080-22215482	22215482	9449863218
15	-	FINANCIAL ADVISOR-2 (AUDIT)	080-22243890	22243890	9449863219
16	-	ASST. SECRETARY, KSTA	080-22213785	22213785	9449864082
17	-	ASST. DIRECTOR FOR ST	080-22213225	22213225	9449864089
18	KA-01	DCT & Sr RTO BANGALORE (C )	080-25533525	23440838	9449864001
19	KA-02	RTO BANGALORE WEST	080-23324388	23327188	9449864002
20	KA-03	RTO BANGALORE EAST	080-29735190	25205079	9449864003
21	KA-04	RTO BANGALORE NORTH	080-23376039	23375322	9449864004
22	KA-05	DCT & Sr RTO BANGALORE SOUTH	080-26630989	22440838	9449864005
23	KA-51	RTO ELECTRONIC CITY	080-26483551	25735523	9449864051
24	KA-53	RTO K.R.PURAM	080-25617951	25619269	9449864053
25	KA-06	RTO TUMAKUR	0816-2278473	2278743	9449864006
26	KA-09	RTO MYSURU WEST	0821-2330364	2343430	9449864009
27	KA-14	RTO SHIVAMOGA	08182-222209	226400	9449864014
28	KA-19	RTO MANGALURU	0824-2220577	2422052	9449864019
29	KA-20	RTO UDUPI	0820-2575137	2524967	9449864020

SL No	OFFICE CODE	NAME OF THE OFFICERS	PHONE NUMBER	FAX NUMBER	CUG.NO.
30	KA-22	RTO BELGAVI	0831-2465503	2404759	9449864022
31	KA-25	RTO DHARWAD	0836-2233929	2233920	9449864025
32	KA-32	DCT & Sr RTO KALABURGI	08472-248805	248004	9449864032
33	KA-41	RTO JNANABHARATHI	080-23286712	28602833	9449864041
34	KA-42	RTO RAMNAGAR	080-27273471	27273471	9449864042
35	KA-43	ARTO DEVANAHALLI	080-27681999	27681999	9449864043
36	KA-50	RTO YELAHANKA	080-29729909	28561525	9449864050
37	KA-52	RTO NELAMANGALA	080-27728094	27726886	9449864052
38	KA-57	RTO AUTO RICKSHAW	080-22230110	-	9449864057
39	KA-07	RTO KOLAR	08152-222039	222039	9449864007
40	KA-08	A.R.T.O. K.G.F	08153-260214	260214	9449864008
41	KA-40	RTO C.B.PURA	08156-270446	263053	9449863440
42	KA-44	A.R.T.O.TIPTUR	08134-254799	-	9449864044
43	KA-55	RTO MYSORE EAST	0821-2570700	2334430	9449864055
44	KA-10	RTO CHAMRAJNAGAR	08226-222444	272444	9449864010
45	KA-11	RTO MANDYA	08232-220031	227460	9449864011
46	KA-12	RTO MADIKERE	08272-298785	223032	9449864012
47	KA-13	RTO HASSAN	08172-240660	240514	9449864013
48	KA-45	ARTO HUNASUR	0822-2252699	2252699	9449864045
49	KA-46	ARTO SAKALESHPUR	08173-230746	230746	9449864046
50	KA-54	ARTO NAGAMANGALA	08234-285598	285598	9449864054
51	KA-15	ARTO SAGAR	08183-226276	226276	9449863415
52	KA-16	RTO CHITRADURGA	08194-230434	231894	9449864016
53	KA-17	RTO DAVANAGERE	08192-259848	232023	9449864017
54	KA-18	RTO CHIKMAGALUR	08262-220366	220366	9449864018
55	KA-21	RTO PUTTUR	08251-230729	-	9449864021

SL No	OFFICE CODE	NAME OF THE OFFICERS	PHONE NUMBER	FAX NUMBER	CUG.NO.
56	KA-23	RTO CHIKKODI	08338-272241	272241	9449864023
57	KA-24	ARTO BAILHONGAL	08288-233288	233288	9449864024
58	KA-26	RTO GADAG	08372-297219	235694	9449864026
59	KA-27	RTO HAVERI	08375-232299	-	9449864027
60	KA-28	RTO VIJAYAPURA	08352-276228	276218	9449864028
61	KA-29	RTO BAGALKOTE	08354-235275	201494	9449864029
62	KA-30	RTO KARWAR	08382-226364	229249	9449864030
63	KA-31	RTO SIRSI	08384-233090	234259	9449864031
64	KA-47	ARTO HONNAVARA	08387-220033	236536	9449864049
65	KA-48	ARTO JAMKHANDI	08353-238040	238040	9449864048
66	KA-49	ARTO GOKAK	08332-224727	224727	9449864049
67	KA-33	RTO YADGIRI	08473-252580	252580	9449864033
68	KA-34	RTO BELLARY	08392-240048	244116	9449864034
69	KA-35	RTO HOSPETE	08394-230766	231982	9449864035
70	KA-36	RTO RAICHUR	08532-223329	223094	9449864036
71	KA-37	RTO KOPPAL	08539-220829	222655	9449864037
72	KA-38	RTO BIDAR	08482-226361	225055	9449864038
73	KA-39	ARTO BHALKI	08484-262582	262582	9449864039
74	KA-56	ARTO BASAVAKALYANA	08481-256996	259022	9449864056
75	KA-63	RTO, DHARWAD (EAST)	0836-2233929	-	9449864025
76	KA-64	ARTO MADHUGIRI	-	-	9449864064
77	KA-65	ARTO DANDELI	08284-230916	-	
78	KA-66	ARTO TARIKERE	-	-	9449863224
79	KA-67	ARTO, CHINTAMANI	08154-298977		
80	KA-69	ARTO, RAMADURGA	-	-	

2.6 The Transport Department has opened a Call Centre for redressal of Grievances of General Public from the 01-02-2018. The Call Centre will also handle Grievances,

Suggestions, etc coming from Social media such as Face book, Twitter, What's app, and email with calls on inbound help line.

The public can access the call centre through any of the following:

Call Centre Telephone No.	:	080-25136500
What's app No.	:	9449863459
E-mail ID	:	<a href="mailto:tdkarnataka@gmail.com">tdkarnataka@gmail.com</a>
Face book	:	<a href="https://www.facebook.com/Transport-Department-Karnataka">https://www.facebook.com/Transport-Department-Karnataka</a>
Twitter ID	:	@tdkarnataka ( <a href="mailto:tdkarnataka@gmail.com">tdkarnataka@gmail.com</a> )

### **3. COMPUTERISATION OF TRANSPORT DEPARTMENT**

The Department has completed computerization of all 3 DCT & Sr. RTOs, 44 RTOs, 18 ARTOs offices and 15 Check Posts (including the maintenance of offices already computerized) and issue of Smart Card based Registration Certificate and Driving License at all the Transport Offices on Public Private Participation scheme. The Transport Department has entered into an agreement with M/S. Rosmerta Company, New Delhi as PPP partners to Transport Department, Government of Karnataka for issue of Smart Card Driving License (integrated with 'SARATHI' software) and Smart Card Registration Certificate (integrated with 'VAHAN' software). During this year 15,46,625 DL Smart Cards and 27,43,033 RC Smart Cards have been issued. A total of 1,32,65,931 DL Smart Cards and 1,87,49,433 RC Smart Cards have been issued so far.

#### **3.1 Smart Card**

The Transport Department launched the Implementation of Computerised Service Delivery System on 25<sup>th</sup> June 2009. The project has covered all the 64 RTOs of the State. The Smart Card has Microprocessor Based Chip 4 Kilo Byte RAM embedded on a plastic card. Smart Cards have been issued for Driving Licences and Registration Certificates for vehicles.

#### **3.2 Modernisation and Computerisation Programmes**

The Transport Department has entered into an agreement with M/S. Rosmerta Company, New Delhi as PPP partners to Transport Department, Government of Karnataka for issue of Smart Card Driving Licence (integrated with 'SARATHI' software) and Smart Card Registration Certificate (integrated with 'VAHAN' software). The Government vide its order number SARIE11 SAEPA2017, Bangalore dated-03.02.2017 extended the agreement till the period of 15 years from the date of agreement. The software is developed by NIC and the project has been implemented in all 65 DCT & Sr.RTOs / RTOs /ARTOs offices across Karnataka successfully.

### **3.3 Issue of RC-Extract of vehicles and DL-Extract through Bangalore-one and Karnataka-one Centres**

The Transport Department has introduced issue of RC-Extract of vehicles and DL-Extract through Bangalore-one and Karnataka-one Centers from 21.12.2012 and 04.03.2014 respectively for the benefit of the citizens. The Department has signed the Memorandum of Understanding with the Directorate of Electronic Delivery of Citizen Services, e-Governance Department. The citizens can obtain RC-Extract of vehicles and DL-Extract through any of the Bangalore-one and Karnataka-one centers located in Karnataka. This facility has been implemented with the technical assistance of National Informatics Centre, Bangalore. During this year 2,06,231 RC-Extracts and 2244 DL-Extracts have been issued. A total of 29,55,685 RC-Extracts and 17,906 DL-Extracts have been issued so far.

### **3.4 Issue of RC-Extract of vehicles and DL-Extract through Mobile-one**

Under 'Karnataka Mobile-one' of the mobile governance project implemented by e-Governance Department, the department's services such as obtaining RC-Extract of vehicles and DL-Extract, submitting application for Learner's License and Driving License have been provided through mobile app with effect from 08.12.2014 for the convenience of the public. During this year 21,088 RC-Extracts and 357 DL-Extracts are issued. A total of 1,89,240 RC-Extracts and 13,000 DL-Extracts are issued.

### **3.5 Online submission of applications relating to Learner's Licence, Driving Licence and Vehicle Registration**

The facility of compulsory Online submission of applications relating to Learner's Licence, Driving Licence and Vehicle Registration has been introduced in the Regional Transport Offices at Bengaluru with effect from October 2013. This facility has been a primary step towards bringing into force the paperless service system.

In the 12 districts of the State having more than one Regional Transport Offices, a system of receiving the applications for Learner's Licence, Driving Licence and new registration of vehicles irrespective of jurisdiction in the respective Districts and compulsorily through online has been brought into force with effect from 15.02.2015. In the final phase, the system of receiving the applications for Learner's Licence, Driving Licence and new registration of vehicles through online has been brought into force in the remaining 17 Districts with effect from 15.03.2015.

### **3.6 Obtaining Service from any of the Regional Transport Offices by the public irrespective of jurisdiction**

A system of submitting applications relating to Learner's Licence, Driving Licence, Vehicle Registration and Fitness Certificate for new vehicles by the public to any of the Regional Transport Offices in Bangalore Urban and Rural districts irrespective of their place of residence / business has been introduced with effect from September-2013.

### **3.7 STALL (Screen Test Aid for Learner's Licence)**

In order to conduct the Learner's Licence Test scientifically and transparently, the STALL (Screen Test Aid for Learner's Licence) software developed by the NIC has been installed in the selected Regional Transport Offices of Bengaluru on experimental basis. Now the L/L Test through Sarathi-4 (STALL) has been implemented in Bangalore RTOs.

### **3.8 'e-payment' system**

The payment of vehicle tax and fee through 'e-payment' system integrated with Khajane-II software of the Treasury Department has been soft launched in all the eleven (11) Regional Transport Offices in Bangalore. This system was launched on 7.10.2016 and implemented at almost all R.T.Os in the state, Through the e-payment system the citizens can pay fees and tax towards Registration of non-transport vehicles online and pay Quarterly Taxes for transport vehicles.

### **3.9 VAHAN-4 and SARATHI-4**

The Transport Department has implemented 'Sarathi-4' which is a centralized and web-based software developed by MoRTH, New Delhi relating to Driving License services at all the DCT & Sr. RTO / RTO / ARTO offices in Karnataka.

The Transport Department has implemented 'Vahan-4' which is a centralized and web-based software developed by MoRTH, New Delhi relating to Vehicle Registration services at all the DCT & Sr. RTO / RTO / ARTO offices in Karnataka. (except RTO – (Autorickshaw and STUS) and Karnataka State Transport Authority).

### **4.0 SPEED POST SERVICE**

The rise in vehicular population day by day has not only caused an increase in traffic density but also led to rise in the number of people visiting the Regional Transport Offices throughout the state for Registration of vehicles and obtaining Driving Licences etc. To ease the issue of Driving Licences and other documents to the public, the Transport Department introduced the system of Speed Post Service in co-ordination with the Indian Postal Department. Wef. 11-11-2009 for speedy delivery of the documents address of the applicants. This system is working successfully.

### **4.1 NOVEMBER MONTH AS POLLUTION AWARENESS AND CONTROL MONTH**

Due to urbanization and industrialization the demand for Transport has also increased considerably. The exponential rise in petrol and diesel vehicles in turn has led to the deterioration of the air quality. Presently, some of the Indian cities qualify as most polluted cities in the world due to which there is an urgent need to bring awareness among general public regarding vehicular pollution.

Every year, Transport Department observes November month as Air Pollution awareness month. In this regard various programmes are carried out during the November month, to enlighten the public on the ill effects of vehicular pollution.

The Transport Department took the initiative to introduce Green Autos wherein these autos are fitted with 4 stroke Auto LPG engines which are more eco-friendly than the 2 stroke petrol driven engines. These autos are also fitted with Digital Fare Meter for accuracy of readings and the drivers of these auto are educated and dedicated to serve the passengers and tourists. The colour of the hood of these autos are cream yellow and the body is in forest Green colour for easy identification.

## **5 ALLOTMENT OF FANCY NUMBERS THROUGH PUBLIC AUCTION**

A system of allotment of Fancy registration numbers in respect of Light Motor Vehicles (Non Transport category like, motor cars, jeeps etc.) in the running series as well as in the advance series through public auction has been introduced w.e.f. 12.01.2015 by framing the procedures. Under this system the registration numbers starting from 0001 to 9999 in any series is open to public auction. The fees of Rs.20,000/- is prescribed for allotment of registration number in running series and Rs.75,000/- is prescribed for allotment of registration number in advance series. If more than two applications received for the allotment of same number then the applicants have to participate in public auction and successful bidder will be allotted the selected number after the payment of bid amount along with prescribed fees.

The power of allotting registration numbers within 1000 from the last registration number assigned in the running series has been delegated to the jurisdiction registering authorities. The numbers after 1000 in the running series as well as in the advance series the power vested with the transport commissioner. After introduction said system, total amount of Rs.6.24 Crores has been collected as fees for allotment of registration number at the offices of DCTs & Sr.RTOs/ RTOs of the State and at the Office of Transport Commissioner along with bid amount during the year 2018-19. The procedure of allotment of registration number through public auction has been published in department website : <http://transport.karnataka.gov.in>

## **6 CONTROL OF TRANSPORT VEHICLES**

### **6.1 Karnataka State Transport Authority**

Karnataka State Transport Authority (K.S.T.A.) is constituted under sub-section (1) and (2) of Section 68 of Motor Vehicles Act, 1988 (central Act 59 of 1988) vide Notification No. FTD 4 TMA 93, Bangalore dated 16-01-1993 by appointing the Commissioner for Transport as the Chairman, the Deputy Inspector General of Police (Training), Bangalore and the Superintending Engineer, (Designs) PWD, Bangalore as the Members of the Authority. Subsequently, the Deputy Commissioner of Police, Traffic and Road Safety, Bangalore is appointed as the Member in place of the Deputy Inspector General of Police(Training), Bangalore vide Notification No.HTD 107 TMA 2001 dated 05-01-2002 and



the Commissioner for Traffic & Road Safety, Bangalore is appointed as Member in place of Deputy Commissioner of Police, Traffic and Road Safety, Bangalore vide Notification No.HTD 107 TMA 2001 dated 13-08-2002. The Karnataka State Transport Authority (K.S.T.A.) is a quasi judicial Authority exercising the powers vested in it under the Provisions of Motor Vehicles Act, 1988. The Government of Karnataka exercising the powers under section 68(1) and (2) of M.V.Act 1988 has appointed, the Secretary state Transport Authority as the Member of the Karnataka State Transport Authority vide notification No.Sarie 71 Saepa 2013 Dt.30-12-2013.

The Karnataka State Transport Authority (K.S.T.A.) has powers to grant All India Permits for Tourist Vehicles (Buses), Motor Cabs, Maxi Cabs, and Inter State Permits to Stage Carriages and Goods Carriages as per the terms of Inter- State Agreements. It is also entrusted with penal powers to suspend or cancel permit for violation of conditions of the permit under Section 86 of the M.V.Act.

## 6.2 RECIPROCAL AGREEMENTS

Arrangements under the reciprocal agreements entered with the States of Andhra Pradesh, Maharashtra, Kerala, Tamilnadu, Pondicherry and Goa are continued in this year also.

## 7 SOUTH ZONE PERMIT SCHEME

Under the South Zone Permit Scheme, a quota of 400 permits for Tourist Motor Cabs is prescribed to ply in the States of Karnataka, Tamilnadu, Andhra Pradesh, Kerala, Goa and Union Territory of Pondicherry on reciprocal agreement by paying single point tax without counter signature.

As per the Inter-state agreement, the permits issued for passenger service vehicles, stage carriages are given below.

### 7.1 PASSENGER SERVICE VEHICLE

Sl. No.	STATES	No.of Permits as per Agreement	No.of Permits issued from 1-4-2018 to 31-03-2019	Total Permits in force as on 31-03-2019	Countersigned permits as on 31-03-2019
01	TAMILNADU	393	0	674	525
02	KERALA	215	20	773	354
03	ANDHRAPRADESH	732	18	2086	1542
04	MAHARASHTRA	421	0	833	637
05	GOA	182	02	279	97
06	PONDICHERY	03	02	07	02

## 7.2 INTER –STATE PERMITS (BUSES)

As on 31-03-2019 in addition to the above permits 3,989 contract carriage permits have been granted.

## 7.3 INTER –STATE PERMITS (GOODS CARRIAGES)

Agreements entered with other States are continued during this year also. The System of levy of bilateral Tax of Rs.3,000/- per annum in respect of Tamilnadu. and Rs.5,000/-per annum in respect of Maharashtra,Kerala, Andhra Pradesh, Goa is also continued.

**The details of Permits granted / renewed and in force are as follows:**

Sl No	Class of vehicle	Total Number of Permits In force as on 31-03-2018	Permits Issued During the year 2018-19	Total Number of Permits	Permits Cancelled	Total number of Permits in force as on 31-03-2019
1	Passenger vehicle	16,839	18	16,872	3	16,869
2	Motor cabs	2,78,531	27,879	3,06,410	8,400	2,98,010
3	Autorickshaws	4,31,353	43,347	4,74,700	0	4,74,700
4	Goods vehicles	4,95,553	45,309	5,40,862	5,300	5,35,562
5	AITOB	1,933	162	2,095	268	1,827
6	Maxicab	46,929	11,518	58,447	6,749	51,698
7	Tourist Taxi (All India)	46,993	8,204	55,197	8,786	46,411
8	Tourist Maxi cabs	23,580	1,503	25,083	5,075	20,008
9	Contract carriage	3,512	430	3,942	47	3,989

## 8. ENFORCEMENT

### 8.1 DEPARTMENTAL STATUTORY ACTION (DSA) CASES

Under Section 86 of the Motor Vehicles Act, 1988 the Transport Authority which grants permits is empowered to suspend or cancel the permits on the breach of the conditions of the permits. In lieu of suspension or cancellation of the permits, the Transport Authority May permit him to compound the offence and recover the compounding amount agreed upon, if the permit holder agrees to pay.

**Disposal of DSA Cases and collection of fine**

**(From 01-04-2018 to 31-03-2019)**

SL.NO.	Category of Vehicles	No. of Cases disposed	Penalty (Rs.)
1	Contract Carriages	601	39,11,550
2	Stage Carriages	55	2,68,250
3	A.I.T.O.B	103	6,74,750
4	Motor cab and Maxi cabs	15	1,05,000
	<b>Total</b>	<b>774</b>	<b>49,59,550</b>

**The details of DSA cases disposed off during 2018-19 are as follows**

Cases at the Beginning	New cases	Total	Cases disposed	Balance
1,06,000	68,516	1,74,516	55,526	1,18,990

### **8.2 ENFORCEMENT (CHECKING OF VEHICLES)**

Major activity of the department is to enforce the provisions of law enunciated under the Motor Vehicles Act 1988, and rules made there under. The department accordingly is initiating all possible steps to book cases against the offenders of the provisions of law under Motor Vehicles Act, 1988 and rules made there under.

During the year 2018-19 the department has checked **26,26,685** vehicles, out of which for **3,04,418** vehicles check reports and check report cum receipts have been issued and **13,985** vehicles have been seized and collected a sum of Rs.**127.13** Crores towards tax and Rs.**56.42** Crores towards fine amounting total of Rs.**183.55** Crores has been collected.

### **8.3 PROSECUTION CASES**

The Department has launched prosecution in various courts, against the violation on Motor Vehicles Act and Rules.

**The details of D.S.A. cases booked and disposed during the year 2018-19 are as follows.**

Opening Balance	New Cases	Total	No. of cases disposed	Balance	Fine collected at Court of Law (Rs.)
1,236	11,072	12,308	5,505	6,803	<b>40,95,313</b>

## 9. BORDER CHECK POSTS

In order to plug the leakage of revenue and to enforce the provisions of the MV Act,1988 and the rules made there under 15 check posts are functioning in the borders of the State.

### 9.1 Revenue collected by each check post during the year 2018-19 is as follows :

Sl.No.	Name of the Check Post	Revenue Collected (Rs. In Lakhs)
1	Nangli	558.76
2	Bagepalli	452.71
3	Gowribidanur	75.40
4	Rayalpad	92.33
5	Attibele	2198.79
6	Punajanoor	487.38
7	Gundlupet	1042.13
8	Thalapady	592.08
9	Zalki	1473.99
10	Ramanagara (Anmod)	195.01
11	Nippani (Kagnolli)	1496.33
12	Kagawada	100.37
13	Alanda	108.54
14	Humnabad	573.52
15	Hagari	229.25
	<b>Total</b>	<b>9676.59</b>

## 10. Motor Accident Claims Tribunal

The Motor Accident Claims Tribunals headed by the District and Sessions Judge Continues to function at all District Head Quarters.

**DETAILS OF ACCIDENTS DURING THE YEAR 2018**

Sl. No.	Name of the District/Unit	Number of Accidents					No. of persons killed	Number of persons injured		
		Fatal Cases	Grievous Injury Cases	Minor Injury Cases	Non-Injury Cases	Total		Grievous Injuries	Minorly Injured	Total Injured
1	Bagalkot	339	442	24	46	851	369	728	513	1241
2	Ballari District	309	27	574	89	999	338	28	1310	1338
3	Belagavi City	134	378	33	62	607	150	591	200	791
4	Belagavi District	604	1217	81	77	1979	664	1969	1149	3118
5	Bengaluru City	663	2052	1247	649	4611	686	2298	1831	4129
6	Bengaluru District	632	649	697	340	2318	669	906	1286	2192
7	Bidar	269	601	301	93	1264	290	833	986	1819
8	Chamarajanagar	153	190	208	28	579	162	297	516	813
9	Chikkaballapura	258	79	310	56	703	286	79	678	757
10	Chikmagaluru	167	247	368	120	902	190	388	905	1293
11	Chitradurga	346	303	704	132	1485	391	304	2028	2332
12	Davanagere	296	452	316	85	1149	321	646	1063	1709
13	Dharwad District	193	203	46	55	497	219	543	245	788
14	Dharwad-Hubli City	84	168	66	52	370	90	219	189	408
15	Gadag	120	208	23	20	371	130	390	213	603
16	Hassan	420	422	1165	150	2157	447	484	1954	2438
17	Haveri	252	279	206	66	803	270	1007	474	1481
18	Kalaburgi	373	712	143	59	1287	411	966	656	1622
19	KGF	52	89	33	15	189	60	110	88	198
20	Kolar	226	42	352	71	691	237	52	625	677
21	Koppal	195	294	59	60	608	207	446	543	989
22	Madikeri	72	45	404	25	546	75	69	655	724
23	Mandya	477	274	1233	205	2189	565	332	2260	2592
24	Mangaluru City	165	645	226	135	1171	170	801	426	1227

Sl. No.	Name of the District/Unit	Number of Accidents					No. of persons killed	Number of persons injured		
		Fatal Cases	Grievous Injury Cases	Minor Injury Cases	Non-Injury Cases	Total		Grievous Injuries	Minorly Injured	Total Injured
25	Mangaluru District	116	138	584	70	908	123	179	990	1169
26	Mysuru City	147	421	178	86	832	158	612	269	881
27	Mysuru District	403	240	645	184	1472	443	288	1427	1715
28	Raichur	285	340	41	42	708	305	598	505	1103
29	Ramanagara	372	596	570	164	1702	394	768	1011	1779
30	Shivamogga	304	543	627	127	1601	323	717	1351	2068
31	Tumakuru	687	901	398	279	2265	766	939	1466	2405
32	Udupi	218	511	445	97	1271	228	649	794	1443
33	Uttara Kannada	257	466	346	108	1177	295	698	1221	1919
34	Vijayapura	373	521	52	66	1012	401	996	71	1067
35	Yadgir	132	248	40	11	431	157	345	387	732
36	Railways	0	2	0	0	2	0	2	0	2
	<b>TOTAL</b>	<b>10093</b>	<b>14945</b>	<b>12745</b>	<b>3924</b>	<b>41707</b>	<b>10990</b>	<b>21277</b>	<b>30285</b>	<b>51562</b>

## 11. FACILITIES FOR PAYMENT OF TAX

### 11.1 LIFE TIME TAX

Life Time Tax is being levied on two wheelers, three wheelers and Light goods vehicles including Auto rickshaws carrying passengers and goods having weight in laden not exceeding 3000 kgs. either for hire or reward. Life Time Tax is also levied on Tractors-Trailers (used for agricultural purpose), Motor Cars, Jeeps, Omni Buses and Private Service Vehicles having floor area not exceeding 5 sq. mts.

### 11.2 Insertion of section 3(b) under Karnataka Motor Vehicles Taxation Act-1957

A new Section 3 (b) of KMVT Act 1957 with effect from 01-04-2002, green tax is being collected in respect of non-transport vehicles which are more than 15 years old and in respect of transport vehicles which are more than 7 years old.

### 11.3 The details are as follows.

Sl.No	Class and age of the vehicle	Rate of tax (Rs.)
1	Non-Transport vehicles completed 15 years from the date of its registration, at the time of renewal of certificate of registration as per sub-section (10) of section 41, of the Motor Vehicles Act 1988.	
	<b>(1) Two wheeled vehicles</b>	250-00
	<b>(2) Four wheeled vehicles</b>	500-00
2	Transport vehicles completed 7 years from the date of its registration, at the time of renewal of fitness certificate as per Sec.56 of Motor Vehicles Act 1988.	200-00 Per annum

### 11.4 OTHER TAXES

Quarterly tax in respect of camper vans is Rs 4700 per sq. mt. of the floor area.

Life time tax in respect of Motor Cars, Jeeps, Omni buses and Private Service Vehicles (having floor area upto 5 sq. mt.) is as follows.

1	Cost of the vehicle which does not exceed Rs.5 lakhs	13 % of the cost of the vehicle
2	Cost of vehicle exceeding Rs.5 lakhs but doesnot exceed Rs 10 lakhs –	14 % of the cost of the vehicle
3	Cost of the vehicle exceeds Rs 10 lakhs but does not exceed Rs 20 lakhs	17 % of the cost of the vehicle
4	Cost of the vehicle which exceeds Rs 20 lakhs	18% of the cost of the vehicle.
5	Motor Cars, Vans run on Electricity	Exempted from payment of tax w.e.f.01-04-2016.

### 11.5 For Two-wheelers

1	Motor cycles cost of which does not exceed Rs 50,000/-	10 % of the cost of the vehicle
2	Motor cycles cost of which exceeds Rs.50,000/- but does not exceed Rs.1 lakh.	12 % of the cost of the vehicle
3.	Cost of the vehicle which exceeds Rs.1 lakh.	18% of the cost of the vehicle.
4.	Motor cycles run on electricity	Exempted from payment of tax w.e.f.01-04-2016.

### 11.6 LIFE TIME TAX –Other vehicles

1	Construction Equipment vehicles(As defined under Rule 2(a) of CMV Rules 1989) and Vehicles fitted with Air Compressor & Generator	6% of the cost of the vehicle.
2	Motor cabs the cost of the vehicle which exceeds Rs.15 lakhs	15% of the cost of the vehicle

Motor vehicles registered as sleeper coaches and permitted to carry more than 12 passengers excluding driver and conductor or attendant for every sleeper which the vehicles is permitted to carry is Rs 3000/- per qtr. Vehicles comply the provisions of Rule 128 of Central Motor Vehicles Rules 1989 or covered under permits issued as per Sec-88(9) of MV Act 1988 taxed at Rs.3500/- per seat per quarter.

### 11.7 TAX ON FLEET OWNERS

The KSRTC being the only Fleet owner in the state. For providing competitive service to travelling public and better administration the Corporation is divided into FOUR subsidiaries namely KSRTC, NWKRTC, NEKRTC and BMTC. The tax in respect of State Transport undertaking is 5% of the gross revenue earned for the year.

Omni buses and private service vehicles held under lease agreement with industrial undertakings or companies under 8-A Schedule of KMVT 1957.

a)	Having floor area exceeding 5 sq. mt. but not exceeding 6 sq.mt., for every sq.mt.	Rs.1,650
b)	Having floor area exceeding 6 sq. mt. but not exceeding 9 sq.mt., for every sq.mt.	Rs.1,800
c)	Having floor area exceeding 9 sq. mt. but not exceeding 12 sq.mt. for every sq.mt.	Rs.1,950
d)	Having floor area exceeding 12 sq. mt. for every square Metre.	Rs.2,250

### 11.8 REVENUE AND EXPENDITURE

The Department has collected revenue of Rs.6205.93 Crores from 01-04-2018 to 31-03-2019 as against the annual target of Rs.6167.61 Crores (excluding STU'S)

(Amount in crores)

YEAR	Revenue Target	Revenue collected	%of collection over target	Total Expenditure over collection
2018-19	6167.61	6205.93	100.62%	2.35%



The revenue collected and expenditure incurred by the Transport Department for the last 10 years are shown in the table below:-

(Amount in Crores)

Year	Revenue Target	Revenue collected	% of collection over target	Total Expenditure	% of expenditure over collection
2009-10	1737.13	1892.00	104.52%	51.56	2.84%
2010-11	2175.60	2511.63	115.44%	59.72	2.37%
2011-12	2710.39	2985.07	110.13%	72.00	2.41%
2012-13	3166.67	3566.92	112.64%	111.09	3.11%
2013-14	3783.67	3671.09	97.02%	140.15	3.82%
2014-15	3984.00	4145.00	104.00%	106.00	2.56%
2015-16	4397.07	4608.58	104.81%	121.04	2.62%
2016-17	5026.78	5262.41	104.68%	123.72	2.35%
2017-18	5561.62	5954.03	107.06%	132.60	2.23%
2018-19	6167.61	6205.93	100.62%	145.66	2.35%

## 12. EFFECTIVE TRANSPORT MANAGEMENT INITIATIVES

As a part of administrative reforms and with a view to provide better, timely and cost effective service, Government has approved Five Effective Transport Management initiatives. Effective management of Transport system has always been the key factor in the economic development of any State. With the changing times it is necessary for the transport system to metamorphosis itself into becoming more responsive and people friendly.

In order to ensure these changes, the Hon'ble Transport Minister has approved five initiatives, for ensuring effective Management in Karnataka State. It is intended to make the transport department and all the State Transport Undertakings adopt a pro-active and facilitative management approach. The initiative focuses on bringing in technological advancement, infrastructure development, innovative management, increased people responsiveness, mitigating vehicular pollution, improved road safety management and also act as a catalytic agent for the growth of the State economy. These initiatives encompass the entire canvass of transport management in the State, with an intention to invigorate it and propel it towards greater effectiveness.

**The Five Initiatives are:**

1. Public Relations for Effective Transport Management initiative.
2. Innovative technology for Effective Transport Management Initiative.
3. Vehicular Air Pollution Management Initiative.
4. Road Safety Management Initiative.
5. Infrastructure for Effective Transport Management Initiative.

**12.1 PUBLIC RELATIONS FOR EFFECTIVE TRANSPORT MANAGEMENT INITIATIVE**

Public Relations, Help Desk and Public Feedback System.

**12.2 TRANSPORT COMMISSIONER'S OFFICE**

The Public Relations Officer and other staff are working in Public Relation Cell.

The Chief Public Relations Officer is monitoring the Public Relation System in all the offices of the department and necessary instructions have been given to all the offices for better functioning and strengthening of the system. A Public Relations section is created to monitor the Public Relation System in the department. Help Desk has been formed and responsible staff are assigned to work at these desks. This Help Desk is functioning successfully by helping the public visiting the office for various works, giving them information, prescribed forms/application, proper guidance and also collecting their opinions about the service of the department and valuable suggestions given by public are considered for implementation.

Public also have access to Assistant PRO through phone and e-mail for their grievance, required information, complaints and suggestions. This system is working effectively and there is favourable response from the public.

**12.3 Public Relations, Help Desk and Public Feedback System :**

Deputy Commissioner for Transport & Sr. RTO / RTO and ARTO OFFICES

Public Relation System is introduced in all the Sr.RTO/RTO/ and ARTO offices of the department effectively. A suitable and eligible officer is designated for Public Relation Officer post, who is the head of the system at his office, and all the facilities like separate chamber, telephone, staff etc., have been given. Public can directly meet PRO for help. PRO is also responsible for monitoring and maintenance of Public Grievance Register, wherein public can express their opinion about the services of the department.

In case of any confidential matters or complaints against the service, public can drop their complaint letters in Public Grievance Box kept in all offices. Only the respective Deputy Commissioner for Transport has the power to open the box and appropriate action will be taken on the matter. Help Desk system is implemented in all offices of the Department throughout the State and there is good opinion among the public about usefulness of this

system. These Help Desks are located at the entrance of all the Offices, so that public visiting the office can easily access information, get prescribed forms / applications, proper guidance, etc. Under public feedback system Printed Feedback forms are provided to public to obtain their opinions /suggestions on services of the department. Valuable suggestions received are considered for implementation.

### **13. TRANSPORT ADALATS**

Transport adalats are being conducted every three months in all the offices in presence of respective DCTs/JCTs at fixed time. Advertisement about this is being given through new papers, radio and other Medias for active participation of public. A large number of public, representatives of various associations of public service vehicles, journalists etc., are attending the adalats. Most of the grievances are solved on the spot. These adalats are functioning successfully and appreciated by public.

#### **13.1 APPLICATIONS OF MULTIMEDIA IN DEPARTMENTAL SERVICES**

Department has developed and launched its website on the internet, where public can access information on various services of the Department both in Kannada and English. Prescribed Forms and other required information can be freely downloaded. Information on the website is being updated/ revised /redesigned regularly. The website contains Learners Licence Online Registration System, where candidates who wish to obtain learners licence, can first register their names and appear for test at the given time and date. This system is working in computerized offices only.

Wide publicity of the programmes being conducted by the department is made through all the mass media like newspapers, radio, TV etc. Regarding transparency in the services provided public is informed through printed pamphlets, brochures, local TV, Radio and newspapers. Tele serials developed by the department are telecasted through TV channels.

#### **13.2 CITIZEN CHARTER**

The department has introduced the Citizens Charter during the year 2001. The Citizens Charter is introduced in all the offices of the state. The departmental assures the best service delivery system to the customers with commitment and dedication as prescribed under the revised Citizens Charter. The citizens have every right to demand the services of the standards prescribed and the commitments made in Citizen's Charter. However, suggestions to improve service delivery system are always welcome. Further, the details of the Citizen's Charter are also made available in the department website. The contents of the Citizens Charter are displayed in both Kannada and English languages on the wall at the entrance of each office, so that public can easily have access to information.

## **14 INNOVATIVE TECHNOLOGY FOR EFFECTIVE TRANSPORT MANAGEMENT INITIATIVE**

### ***14.1 USE OF LPG AS BASE FUEL IN MOTOR VEHICLES***

By amending Section 52 of MV Act 1988, provision has been made for use of LPG in vehicles. The use of LPG in Auto rickshaws and Light motor vehicles is being popularized. Department has already approved 42 LPG Kit models and given permissions for 76 retro fitment centres in Bangalore City and 205 retrofitment centers in Karnataka state. Encouragement is given for those who apply to open retro fitment centres. These centres fit approved LPG Cylinders to Auto rickshaws and Light Motor vehicles.

### **14.2 INTRODUCTION OF NEW TECHNOLOGY FOR ISSUANCE OF FITNESS CERTIFICATES**

#### **FOR TRANSPORT VEHICLES.**

It is proposed to establish inspection pit/ramp in all RTO / ARTO stage by stage offices to examine vehicles in a scientific way for fitness of vehicles.

## **15. VEHICULAR AIR POLLUTION AND NOISE POLLUTION MANAGEMENT INITIATIVE**

### ***15.1 EDUCATION***

Candidates who appear for Learner's Licences / Driving Licences at Offices, Transport Adalats and Camps conducted at Taluka and Hobli levels are also educated about the ill effects of air and noise pollution and control measures. It is strongly insisted that owners and drivers check their vehicles for air pollution every six month and keep the Emission Under Control Certificate while using the vehicle on road.

### ***15.2 SPECIAL TRAINING FOR THE STAFF WORKING AT EMISSION TESTING CENTRES***

Directions have been given to manufacturers and distributors of gas analyzer and smoke meters to give training for the staff at Emission Testing Centres. According to rule 231 (b) of Karnataka Motor Vehicles Rules, 1989, all the Emission Testing Centres are being inspected regularly for their proper functioning. If defects are found at the time of inspection, notices will be issued to them to rectify the defects. If more defects are found and bad functioning is noticed, action is being taken to suspend or cancel the licences of those centers. As on 31-3-2019, there are 410 centres in Bengaluru and 710 centres in other places. In all 1120 Emission Testing Centres working in the State. All the Emission testing centres are computerized for proper functioning and to check vehicles in a more scientific and transparent way.

### ***15.3 FACILITIES TO BE MAINTAINED AT EMISSION TESTING CENTRES***

As per rule 231 (b) of Karnataka Motor Vehicles Rules 1989, licences are being issued to new Emission Testing Centres only after detailed inspection of the centres and

fulfilling of prescribed norms are satisfied. The Emission Testing Centres should keep the approved gas analyzers and smoke meters and these equipments have to be maintained properly by calibrating them time to time. All the centres are being issued detailed and strict instructions for proper functioning. Periodical inspections are also conducted to ensure proper functioning of these Centres.

#### ***15.4 IMPLEMENTATION OF NETWORKING OF COMPUTERIZED POLLUTION TESTING CENTRES IN KARNATAKA***

Emission Testing centres check the levels of exhaust that emitted from motor vehicle to guide vehicle owners for rectification. The Transport Department Government of Karnataka has provided online networking facility to all the emission testing centers in Karnataka. This is achieved in Karnataka by means of software that provides test details of motor vehicles and it uploads online test data to a centrally located server. The Motor Vehicle Inspectors also cross check the test data of vehicle through website Karnataka puc.in or rto.kar.nic.in. This project will cover approximately 1.94 crores vehicles. The existing Emission Testing Centres have been converted to the new system. This is a secure way to monitor the Emission data across Karnataka and it helps to take the necessary step to reduce pollution. The said system has been inaugurated in Bangalore City on 22-11-2010. From December 2016, the system of online networking of emission testing centres in the State is being maintained by the Transport Department.

#### ***15.5 CONTROL OF USE OF ADULTERATED FUEL***

To check the quality of fuel at fuel dispensing stations and to stop the adulteration of fuel during transportation, road side sale of fuel, unauthorized sale of naphtha, sale of low class lubricants etc., it is proposed to have joint checking in association with District Administration, Food and Civil Supply Department, Checking squad of Oil Companies and Police Department. The action is under progress.

#### ***15.6 CONTROL OF AIR POLLUTION BY OLD VEHICLES***

The emission level is high in old vehicles compared to the new vehicles and the department has identified the 15 years old transport vehicles which are emitting excess smoke. A red colour band is painted on such vehicles for easy identification for inspections. At the time of inspections these vehicles are subjected to a strict check for emission standards.

#### ***15.7 USE OF EMISSION MEASURING EQUIPMENTS***

It is decided by Karnataka Pollution Control Board and Forest-Environment and Ecology department to set up air pollution measuring equipments and to display the level of air pollution at important traffic junctions and other such places to make people aware about the polluting air and the details shall be published in all daily newspapers. Action in this regard is under progress. Regular Vehicle checks are organized through special squads.

## ***16. DEVELOPMENT AND ENCOURAGEMENT OF ECO FRIENDLY ALTERNATIVE FUELS IN VEHICLES***

With a view to reduce vehicular air pollution, vehicle manufacturers are introducing new vehicles in the market with eco friendly alternative fuels like electricity , BATTERY OPERATED, LPG, CNG etc. which are less or zero in emission of pollutants. To encourage and popularize the use of these vehicles, Department is assisting to get loans to battery operated vehicles through financial institutions.

The Government has proposed to promote ethanol mixed petrol as fuel to control air pollution in the State by selling the same through petrol bunks for which the oil companies and sugar manufacturing companies has to jointly workout the scheme. Further, M/s GAIL Gas Ltd. has established CNG re-filling stations in Bangalore City. In order to control vehicular pollution and also to encourage the usage of CNG fuel, the Transport Department has granted permission to four CNG retrofitment centres in Bangalore City. During the year 2018-19, permission has been accorded for establishment of 4 CNG retrofitment centres in Bangalore City. Further, permission will be sanctioned for establishment of CNG retrofitment centres in other parts of the State also.

### ***16.1 AWARENESS PROGRAMMES FOR VEHICLE USERS AND CONTROL OF AIR POLLUTION.***

It is also proposed and action being taken to hold awareness programmes to promote the use of battery / solar energy operated vehicles, opening of LPG refilling stations, use of pre-mixed 2T oil and opening of Emission Test Centres at fuel dispensing stations.

### ***16.2 UTILIZATION OF GREEN TAX***

The amount collected under Green Tax is being used for programmes chalked out for control of air pollution by vehicles under the proper guidance of the Government.

## ***17. EFFECTIVE ENFORCEMENT ACTIVITIES FOR CONTROL OF AIR AND NOISE POLLUTION***

### ***17.1 AIR-POLLUTION***

During the year 2018-19 from 1-4-2018 to 31-03-2019 checking was conducted on polluting vehicles, during the said period 1738,866 vehicles were checked, cases were booked against 48,615 vehicles. and Rs.3.19 Crores is collected as fine.

### ***17.2 NOISE-POLLUTION***

During the year 2017-19 from 1-4-2018 to 31-03-2019, checking was conducted against noise polluting vehicles, and 16,40,017 vehicles were checked, cases were booked against 36,691 vehicles. and Rs.3.79 crores is collected as fine.

### ***17.3 INSTALLATION OF SOLAR POWER PLAN AT 15 BORDER CHECK POSTS OF TRANSPORT DEPARTMENT.***

The Transport Department is having 15 border check posts, These Check posts have been provided with diesel generator on PPP basis. To protect Environment and to save Non-renewable fossil fuel it is proposed to install solar power plants with suitable capacity at all border Check posts. A proposal in this regard has been submitted to Government for consideration.

## ***18. ROAD SAFETY MANAGEMENT INITIATIVE.***

### ***18.1 NEW TECHNOLOGY FOR ISSUE AND RENEWAL OF FITNESS CERTIFICATES***

Inspection pits/ramps have been set up at the offices of Mangalore, Belgavi, Hassan, Chitradurga, Hospet, Raichur and Puttur to inspect the vehicles in a scientific manner for issue and renewal of fitness certificates. Action is under progress to set up this system in all the remaining offices of the state.

### ***18.2 ACTION AGAINST DRUNKEN DRIVING***

Nowadays, drunken drivers are more in numbers and are involved in more number of accidents during night hours. Strict action is being taken against those drunken drivers by carrying out effective enforcement activities. It is also proposed to provide measuring equipments for the checking staff. Accident spots / zones are identified and action is being taken for road safety measures in those areas like laying road humps, display of sign boards, etc. Further, Tele-serials developed by the department are telecast through radio and TV Channels, publishing or write ups news papers and magazines, display of hoarding's, banners at major public places of city/towns and distribution of information pamphlets, brochures etc., are being carried out.

During the year 2018-19, the Transport Department has received **38,990** Driving Licences from the police Department for taking the action against the Driving Licence holders for having committed the offence of Drunk and Driving and other Traffic rules in Karnataka State. The Department has suspended totally **37,134** Driving Licences out of which, **30,765** Driving Licenses for Drunken Driving and **6,369** Licences were suspended for other offences. Notices have been issued in remaining **1,856** cases.

### ***18.3 TRAINING FOR STAFF ON ROAD SAFETY***

Effective training has been imparted to the officers and staff working for road safety initiatives. Road Safety Centres have been opened at all the offices of the state, where classes are being conducted for public going to offices. They are also educated about prevention of road accidents, its effects and safety measures in a scientific way.

### ***18.4 ROAD SFETY PROGRAMMES***

As per the directions issued to all the States of the Country by the Ministry of Road Transport and Highways, the 30<sup>th</sup> Road Safety Week has been observed from **04-02-2019 to**

**10-02-2019** with the theme of “**SADAK SURAKSHA – JEEVAN SURAKSHA**”. In the State of Karnataka, the road Safety week has been observed jointly by the Departments of Transport and police in which road users, students, drivers/owners and public were guided about road safety so as to create awareness among them. Road safety week was observed at all the Regional/ Asst.Regional Transport Offices of the State with the co-operation of local non-governmental organizations by distributing the posters, CDs, calendars issued by the Central Government to the owners, drivers and the public who visits the offices.

### **18.5 CONTROL OF CARRYING OVERLOAD IN GOODS VEHICLES AND PUBLIC SERVICE VEHICLES.**

The carrying of overload in goods vehicles by violating the permit conditions is the main reason for the vehicular air pollution and road accidents. In order to check this menace, the Transport Department has taken stringent and planned action by suitably instructing all the executive staff of check posts situated at the borders of the State.

During the present financial year, as many as 11,85,481 goods vehicles have been checked, 11,521 cases have been booked and 3,408 vehicles seized and **Rs.11.26 crore** has been collected as fine for overload offences. As per Supreme Court directions fine is being enforced under Sec. 200 and excess load is being un-loaded from the vehicle.

### **18.6 MOTOR VEHICLE DRIVER TRAINING SCHOOLS**

The details of the motor vehicle driver Training Schools functioning in the State are as follows.

<b>Sl No.</b>	<b>Name of the Division</b>	<b>Total No. of driving Schools</b>
1	Joint Commissioner for Transport, Bangalore Urban.	<b>530</b>
2	Joint Commissioner for Transport, Bangalore Rural	<b>170</b>
3	Joint Commissioner for Transport, Mysore	<b>199</b>
4	Joint Commissioner for Transport, Shimoga	<b>311</b>
5	Joint Commissioner for Transport, Belgavi	<b>247</b>
6	Joint Commissioner for Transport, Kalaburgi	<b>159</b>
	<b>Total</b>	<b>1616</b>

## **19. INFRASTRUCTURE DEVELOPMENT OF THE TRANSPORT DEPARTMENT**

### **19.1 CONSTRUCTION OF OWN BUILDINGS FOR OFFICES.**

The Department is having 88 Offices consisting of Transport Commissioner, Additional commissioner for Transport, Joint Commissioners for Transport, Deputy Commissioners for Transport & Sr.Regional Transport Officers/ Regional Transport Officers / Asst. Regional Transport Officers and check posts. 49 offices are functioning in own buildings, 25 offices in rented Buildings, 2 offices in Government buildings and 11 check



posts are functioning in temporary structures/sheds. The Government of Karnataka has granted Rs.11.40 crores in the year 2019-20 (Under the Head of Account :4059) for construction of buildings. The details are as follows.

### 19.2 CONSTRUCTION OF OFFICE BUILDINGS

**Building construction work is under progress for the following offices.**

Sl.No.	Name of the office
1	DCT & Sr.RTO, Bengaluru (Central)
2	DCT & Sr.RTO, Bengaluru (South)
3	RTO Dharwad (East)
4	RTO Hospete
5	ARTO, Gundlupete Check Post
6	ARTO, Bagepalli Check Post

### THE COMPLETED OFFICE BUILDING ARE AS FOLLOWS

Sl.No.	Name of the office
1	RTO Chamrajnagar
2	RTO Mysuru (East)

### 19.3 CONSTRUCTION OF DRIVING TRACKS.

Importance of proper and scientific testing of the Driving skills as prescribed under the Act and Rules has become more important in the present scenario where road accidents are on increase every day. Therefore, the Department has decided to have at least one scientifically designed driving track for each office to conduct quality driving tests. These driving tracks provide all requirements for testing the driving skills of the candidates. In this direction the department has formulated Automated driving test track at Jnanabharathi and also formulated temporary Driving Tracks at RTO Kolar, Bellary, Dharwad, Chitradurga, KGF, Kalaburgi, Hospet and Raichur. Action is being taken to obtain sites for construction of Driving Tracks to the remaining offices .

Construction of driving test tracks is completed for the following offices:

Sl.No	Name of the Office
1	RTO, Bagalkot
2	RTO, Haveri
3	RTO, Vijayapura
4	RTO, Belgavi
5	RTO, Hassan
6	RTO, Chitradurga
7	RTO, Kalaburgi
8	ARTO, Bailahongala

The BMTC has constructed driving test track at Peenya in 1.4 acre land and the same is being used by the Transport Department.

#### 19.4 AUTOMATED/COMPTERIZIED DRIVING TESTING TRACK

A fully functional establishment of Automated Driving Testing Track at Jnanabharathi RTO and Electronic City RTO and also testing track establishment at following places and the work of installation of electronic sensors is in initial stage.

(Rs. In Crores)

Sl. No	Place	Work entrusted to	Estimated Amount
1	Hassan	K.S.R.T.C	4.00
2	Kalaburagi	N.E.K.R.T.C	4.15
3	Mysuru	K.S.R.T.C	4.00
4	Dharawad	K.S.R.T.C	4.00
5	Shivamogga	PWD/ KSRTC	6.38

Along with, necessary action has been taken to establish of Automated Driving Testing Tracks at Bellary, Gadag, Madikeri, Mangaluru, Belagavi, Hospete, Raichur, Chikkodi, Kolar and Udupi.

#### 19.5 BASIC FACILITIES AND OWN BUILDINGS FOR CHECK POSTS

Out of 15 check posts, Humnabad, Kognalli and Alanda chekposts have own buildings. Government has given permission for constructing own building for Gundlupet

check post and funds has been released for constructing own building for Bagepalli Check Post. 10 Check posts are working in temporary sheds. Talapady and Nangli Check posts are having land to construct own buildings.

#### **19.6 INSPECTION AND CERTIFICATION CENTRE**

1. A fully functional Inspection and Certification Centre in Nelamangala established with the help of Ministry of Road Transport and Highway (MORTH) and ARAI, Pune.
2. To establish Vehicle Fitness Testing Centre At Chokkanahalli near Rajanukunte, Bangalore at a estimated cost of Rs.894 lakhs. The project is implemented by BMTC.
3. Tender is under progress for purchase of equipment and machineries for the following places.

**(Rs. In Crores)**

<b>Sl. No.</b>	<b>Place</b>	<b>Work entrusted to</b>	<b>Estimated Amount</b>
1	Mysuru	K.S.R.T.C	13.02
2	Dharwad	K.S.R.T.C	12.52

4. The necessary action has been taken to establish Inspection and Certification centre at Shivamogga, Kalaburagi and Mangalore.

#### **19.7 ESTABLISHMENT OF HEAVY VEHICLE DRIVER TRAINING INSTITUTE**

To produce quality drivers, Government has accorded approval for establishment of Heavy Vehicle Driver Training Institutes at Yelahanka (Bangalore) and Dharwad at a cost of Rs.31.00 crores for training of Heavy Vehicle drivers. Work has been completed. A society has been formulated to run the said institution.

Along with, it is proposed to establish Heavy Vehicle Driver Training Institutes at Kalaburagi and Mangaluru. Necessary steps have taken to establish these institutes.

(Rs. In lakhs)

Sl. No.	Place	Estimated Amount	Released amount as on 31-3-2019
1	Mangalore, Heavy Vehicle Driver Training Institute	1500.00	350.00
2	Kalaburagi, Heavy Vehicle Driver Training Institute	1500.00	1260.25

**20. Information furnished under Right to Information Act., 2005.**

Right to Information Act 2005 (Central Act 22) has been implemented as per the Govt. order No.SARIE 197 DPAR dated 18-7-2005. The Transport Department has appointed Public Information Officers and Asst. Public Information Officers as required under Sect.5(1), 5(2) and 19(1) of the said Act. Accordingly, the concerned officers are disposing off the applications received from the public.

**21. Sakala system has been implemented in all the Regional Transport offices of the Transport Department and the following services are covered.**

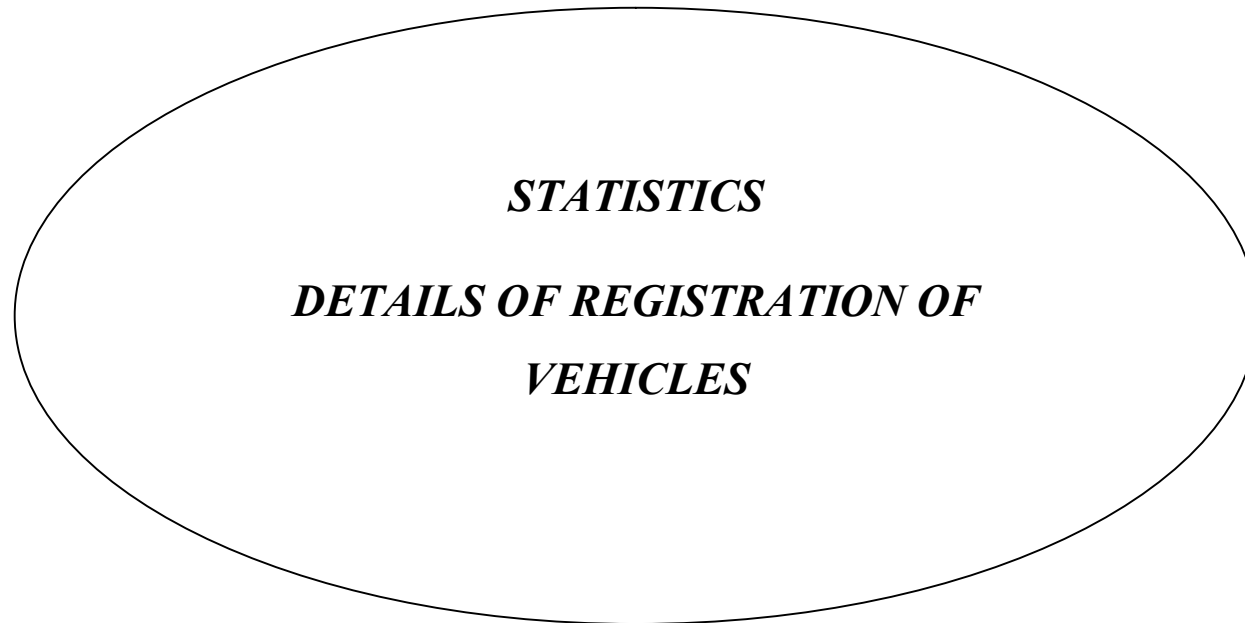
Sl.No.	Services covered under Karnataka Sakala Services Act 2011
1.	Learners License
2.	Driving License
3.	Duplicate Learner's License
4.	Inclusion of new class of vehicle in Driving License
5.	Noting changes of address in Learners License
6.	Duplicate Registration Certificate
7.	Registration certificate
8.	License to the Vehicle Drivers Training School
9.	Renewal of Drivers Training School
10.	Issue of Conductor License and Badge
11.	Renewal of Conductor License
12.	Noting change of in Conductor License
13.	Duplicate Conductor License and Badge

14.	International Driving Permit
15.	Temporary permit
16.	Assignment of new registration numbers to the other States vehicles.
17.	Transfer of ownership
18.	Noting transfer of ownership after death of vehicle owner
19.	Transfer of ownership of vehicle purchased in public auction (Karnataka State)
20.	B-Register Extract
21.	Entry of Hypothecation / Rental purchase / Contract agreement
22.	Issue of clearance certificate

## **22. VEHICLE STATISTICS**

### **VEHICLE REGISTRATION DETAILS**

Section 39 of the Motor Vehicles Act, 1988 makes it mandatory that every motor vehicle shall be registered before it is put for use on any public road. The Regional Transport Officers and Assistant Regional Transport Officers are the registering Authorities for their regions under Chapter IV of the Motor Vehicles Act. Total Number of Motor Vehicles registered and kept for use in the State as at the end of 31-03-2019 is **2,10,73,227**.



***STATISTICS***  
***DETAILS OF REGISTRATION OF***  
***VEHICLES***

### 23. The details of Vehicle registration in Karnataka as on 31.03.2019

Categories of different vehicles along with percentage of increase over the previous year is as below

	CATEGORY OF VEHICLES	Newly Registered during			Total Registered as on			% of Increase
		2016-17	2017-18	2018-19	31.03.2017	31.03.2018	31.03.2019	
1	Two wheelers	1186543	1150231	1271433	12955113	14105344	15376777	9.01
2	Cars	194120	190345	194890	2110493	2300838	2495728	8.47
3	Jeep	410	852	1002	46319	47171	48173	2.12
4	Omni buses	3735	3255	3356	130890	134145	137501	2.50
5	Tractors	28753	26909	31893	498977	525886	557779	6.06
6	Trailers	18038	12350	12987	335745	348095	361082	3.73
7	Construction Equipment vehicle	815	765	1883	11405	12170	14053	15.47
8	Other vehicles	4842	7299	6840	97730	105029	111869	6.51
	<b>Total Non-Transport</b>	<b>1437256</b>	<b>1392006</b>	<b>1524284</b>	<b>16186672</b>	<b>17578678</b>	<b>19102962</b>	<b>8.67</b>
9	<b>TRANSPORT VEHICLE</b>							
a.	Multi Axled /Articulated Vehicles	7332	7045	9807	74195	81240	91047	12.07
b.	Trucks & lorries	8543	7435	12804	232095	239530	252334	5.35
c.	<b>Total</b>	<b>15839</b>	<b>14516</b>	<b>22611</b>	<b>306254</b>	<b>320770</b>	<b>343381</b>	<b>7.05</b>
10.	<b>LIGHT GOODS VEHICLES</b>							
a.	Four Wheelers	23444	26715	36872	256913	283628	320500	13.00
b.	Three wheelers	9342	8815	10480	143445	152260	162740	6.88
	<b>Total</b>	<b>32763</b>	<b>35553</b>	<b>47352</b>	<b>400335</b>	<b>435888</b>	<b>483240</b>	<b>10.86</b>
11.	<b>BUSES</b>							
a.	Stage Carriages	1233	3203	1340	41431	44634	45974	3.00
b.	Contract Carriages	518	228	353	3421	3649	4002	9.67
c.	Private Service Vehicle	1251	688	890	17469	18157	19047	4.90
d.	Educational Institution Buses	2570	2415	2975	20440	22855	25830	13.02
e.	Other Buses	1574	1221	360	10929	12150	12510	2.96
	<b>Total</b>	<b>7140</b>	<b>7761</b>	<b>5918</b>	<b>93684</b>	<b>101445</b>	<b>107363</b>	<b>5.83</b>
12	<b>TAXIES</b>							
a.	Motor Cabs	37530	20697	21705	185154	205851	227556	10.54
b.	Maxi Cabs	5935	4084	4582	88728	92812	97394	4.94
c.	Other Taxies	3285	1356	1173	18438	19794	20967	5.93
	<b>Total</b>	<b>46764</b>	<b>26123</b>	<b>27460</b>	<b>292334</b>	<b>318457</b>	<b>345917</b>	<b>8.62</b>
13.	<b>L MV (Passenger)</b>							
a.	Three Seaters(A/R)	30337	28301	37838	403052	431353	469191	8.77
b.	Four to Six Seaters	2897	1541	5499	44843	46384	51883	11.86
	<b>Total</b>	<b>33234</b>	<b>29842</b>	<b>43337</b>	<b>447895</b>	<b>477737</b>	<b>521074</b>	<b>9.07</b>
14.	Other vehicles	6550	4641	17836	144137	148778	166614	11.99
	<b>Total Transport</b>	<b>142315</b>	<b>118192</b>	<b>164514</b>	<b>1684883</b>	<b>1803075</b>	<b>1967589</b>	<b>9.12</b>
	<b>Total Trans+Non-Transport</b>	<b>1580258</b>	<b>1512604</b>	<b>1688381</b>	<b>17872242</b>	<b>19384846</b>	<b>21073227</b>	<b>8.71</b>

### 23.1 Number of Registered Vehicles in Bengaluru Metropolitan city as on 31.03.2019

Sl. No.	CATEGORY OF VEHICLES	Newly Registered during			Total Registered as on			% of Increase
		2016-17	2017-18	2018-19	31.03.2017	31.03.2018	31.03.2019	
1	Two wheelers	417420	402896	453974	4731159	5134055	5588029	8.84
2	Cars	115042	110560	108643	1321815	1432374	1541017	7.58
3	Jeep	14	112	492	7672	7784	8276	6.32
4	Omni buses	539	592	919	49117	49709	50628	1.85
5	Tractors	715	1024	1568	14638	15662	17230	10.01
6	Trailers	1354	527	1169	11150	11677	12846	10.01
7	Construction Equipment vehicle	57	143	694	2200	2343	3037	29.62
8	Other vehicles	1556	3210	1329	27407	30617	31946	4.34
	<b>Total Non-Transport</b>	<b>535831</b>	<b>519063</b>	<b>568789</b>	<b>6165158</b>	<b>6684220</b>	<b>7253009</b>	<b>8.51</b>
9	TRANSPORT VEHICLE							
a.	Multi Axled /Articulated Vehicles	3891	4504	4385	43062	47566	51951	9.22
b.	Trucks & lorries	2630	2656	4516	62495	65151	69667	6.93
c.	Total	6521	7160	8901	105557	112717	121618	7.90
10.	LIGHT GOODS VEHICLES							
a.	Four Wheelers	7591	8397	11137	79455	87852	98989	12.68
b.	Three wheelers	2719	2481	3571	43822	46303	49874	7.71
	<b>Total</b>	<b>10310</b>	<b>10878</b>	<b>14708</b>	<b>123277</b>	<b>134155</b>	<b>148863</b>	<b>10.96</b>
11.	BUSES							
a.	Stage Carriages	240	1663	415	14458	16121	16536	2.57
b.	Contract Carriages	355	192	249	2044	2236	2485	11.14
c.	Private Service Vehicle	691	372	586	10978	11350	11936	5.16
d.	Educational Institution Buses	1108	1112	1399	9841	10953	12352	12.77
e.	Other Buses	355	182	72	5745	5927	5999	1.21
	<b>Total</b>	<b>2749</b>	<b>3521</b>	<b>2721</b>	<b>43066</b>	<b>46587</b>	<b>49308</b>	<b>5.84</b>
12	TAXIES							
a.	Motor Cabs	27868	13305	12878	91757	105062	117940	12.26
b.	Maxi Cabs	3047	2200	2422	35562	37762	40184	6.41
c.	Other Taxies	2422	1090	974	13336	14426	15400	6.75
	<b>Total</b>	<b>33337</b>	<b>16595</b>	<b>16274</b>	<b>140655</b>	<b>157250</b>	<b>173524</b>	<b>10.35</b>
13.	L MV (Passenger)							
a.	Three Seaters(A/R)	10850	11760	16689	173584	185344	202033	9.00
b.	Four to Six Seaters	2372	997	5114	32592	33589	38703	15.23
	Total	13222	12757	21803	206176	218933	240736	9.96
14.	Other vehicles	2816	3148	14633	49191	52339	66972	27.96
	<b>Total Transport</b>	<b>68955</b>	<b>54059</b>	<b>79040</b>	<b>667922</b>	<b>721981</b>	<b>801021</b>	<b>10.95</b>
	<b>Total Trans+Non-Transport</b>	<b>604786</b>	<b>573123</b>	<b>643689</b>	<b>6833080</b>	<b>7406202</b>	<b>8049891</b>	<b>8.69</b>



**23.2 STATEMENT SHOWING MOTOR VEHICLES REGISTERED AS ON 31-03-2019 IN KARNATAKA STATE**

Sl. No.	CATEGORY OF VEHICLES	TOTAL VEHICLES AS ON 31-03-2018	NEWLY REGISTERED IN THE YEAR 2018-19	TOTAL VEHICLES AS ON 31-03-2019
1	Two wheelers	14105344	1271433	15376777
2	Cars	2300838	194890	2495728
3	Jeep	47171	1002	48173
4	Omni buses	134145	3356	137501
5	Tractors	525886	31893	557779
6	Trailers	348095	12987	361082
7	Construction Equipment vehicle	12170	1883	14053
8	Other vehicles	105029	6840	111869
	Total Non-Transport	<b>17578678</b>	<b>1524284</b>	<b>19102962</b>
9	TRANSPORT VEHICLE			
a.	Multi Axled /Articulated Vehicles	81240	9807	91047
b.	Trucks & lorries	239530	12804	252334
c.	Total	<b>320770</b>	<b>22611</b>	<b>343381</b>
10.	LIGHT GOODS VEHICLES			
a.	Four Wheelers	283628	36872	320500
b.	Three wheelers	152260	10480	162740
	Total	<b>435888</b>	<b>47352</b>	<b>483240</b>
11.	BUSES			
a.	Stage Carriages	44634	1340	45974
b.	Contract Carriages	3649	353	4002
c.	Private Service Vehicle	18157	890	19047
d.	Educational Institution Buses	22855	2975	25830
e.	Other Buses	12150	360	12510
	Total	<b>101445</b>	<b>5918</b>	<b>107363</b>
12	TAXIES			
a.	Motor Cabs	205851	21705	227556
b.	Maxi Cabs	92812	4582	97394
c.	Other Taxies	19794	1173	20967
	Total	<b>318457</b>	<b>27460</b>	<b>345917</b>
13.	L MV(psngr)			
a.	Three Seaters(A/R)	431353	37838	469191
b.	Four to Six Seaters	46384	5499	51883
	Total	<b>477737</b>	<b>43337</b>	<b>521074</b>
14.	Other vehicles	148778	17836	166614
	Total Transport	<b>1803075</b>	<b>164514</b>	<b>1967589</b>
	Total Trans+Non-Transport	<b>19384846</b>	<b>1688381</b>	<b>21073227</b>

**23.3 STATEMENT SHOWING MOTOR VEHICLES REGISTERED AS ON 31-03-2019 IN BENGALURU METROPOLITAN**

Sl. No.	CATEGORY OF VEHICLES	TOTAL VEHICLES AS ON 31-03-2018	NEWLY REGISTERED IN THE YEAR 2018-19	TOTAL VEHICLES AS ON 31-03-2019
1	Two wheelers	5134055	453974	5588029
2	Cars	1432374	108643	1541017
3	Jeep	7784	492	8276
4	Omni buses	49709	919	50628
5	Tractors	15662	1568	17230
6	Trailers	11677	1169	12846
7	Construction Equipment vehicle	2343	694	3037
8	Other vehicles	30617	1329	31946
	Total Non-Transport	6684220	568789	7253009
9	TRANSPORT VEHICLE			
a.	Multi Axled /Articulated Vehicles	47566	4385	51951
b.	Trucks & lorries	65151	4516	69667
c.	Total	112717	8901	121618
10.	LIGHT GOODS VEHICLES			
a.	Four Wheelers	87852	11137	98989
b.	Three wheelers	46303	3571	49874
	Total	134155	14708	148863
11.	BUSES			
a.	Stage Carriages	16121	415	16536
b.	Contract Carriages	2236	249	2485
c.	Private Service Vehicle	11350	586	11936
d.	Educational Institution Buses	10953	1399	12352
e.	Other Buses	5927	72	5999
	Total	46587	2721	49308
12	TAXIES			
a.	Motor Cabs	105062	12878	117940
b.	Maxi Cabs	37762	2422	40184
c.	Other Taxies	14426	974	15400
	Total	157250	16274	173524
13.	L MV(psngr)			
a.	Three Seaters(A/R)	185344	16689	202033
b.	Four to Six Seaters	33589	5114	38703
	Total	218933	21803	240736
14.	Other vehicles	52339	14633	66972
	Total Transport	721981	79040	801021
	<b>Total Trans+Non-Transport</b>	<b>7406202</b>	<b>643689</b>	<b>8049891</b>

### 23.4 TOTAL REGISTERED VEHICLES IN BENGALURU METROPOLITAN CITY AS ON 31-03-2018

Sl. No.	CATEGORY OF VEHICLES	BNG CENTR	BNG WEST	BNG EAST	BNG NORTH	BNG SOUTH	K.R. PURAM	R.R NGR	ELECT CITY	YELAHANKA	Devanalally	RTO A/R	CHANDA PURA	TOTAL
1	Two wheelers	559996	821654	791845	773201	848620	360497	247698	400290	177322	151376	0	1556	5134055
2	Cars	210350	150513	267250	219652	230102	84418	59482	146049	43160	21125	0	273	1432374
3	Jeep	1729	723	1940	1040	1268	2	154	10	734	184	0	0	7784
4	Omni buses	5596	5439	9270	16538	7290	34	2766	462	1813	501	0	0	49709
5	Tractors	211	492	1095	1146	2593	1627	882	1783	625	5204	0	4	15662
6	Trailers	188	460	866	1107	1362	1314	779	1275	370	3952	0	4	11677
7	Construction Equipment vehicle	149	49	5	0	401	0	177	988	392	182	0	0	2343
8	Other vehicles	7073	5065	2169	2402	3402	1870	918	6385	618	698	0	17	30617
	Total Non-Transport	785292	984395	1074440	1015086	1095038	449762	312856	557242	225034	183222	0	1	6684220
9	TRANSPORT VEHICLE													
a.	Multi Axled /Articulated Vehicles	32784	1861	835	1923	2794	1548	737	3822	639	613	0	10	47566
b.	Trucks & lorries	14155	1922	10052	6724	11004	3273	3805	10055	1208	2874	0	79	65151
c.	Total	46939	3783	10887	8647	13798	4821	4542	13877	1847	3487	0	89	112717
10.	LIGHT GOODS VEHICLES													
a.	Four Wheelers	14936	10578	3677	8455	17430	9478	3941	12666	2876	3730	0	85	87852
b.	Three wheelers	7146	8935	3434	4787	8537	2080	4321	5260	1334	469	0	0	46303
	Total	22082	19513	7111	13242	25967	11558	8262	17926	4210	4199	0	85	134155
11.	BUSES												0	
a.	Stage Carriages	2966	400	104	7989	400	227	196	292	64	37	3446	0	16121
b.	Contract Carriages	550	100	321	3	77	17	3	1074	2	89	0	0	2236
c.	Private Service Vehicle	4882	2293	446	320	746	668	99	1600	31	265	0	0	11350
d.	Educational Institution Buses	1337	362	728	232	1507	1450	702	3330	993	309	0	3	10953
e.	Other Buses	2331	133	248	82	172	221	72	2396	257	15	0	0	5927
	Total	12066	3288	1847	8626	2902	2583	1072	8692	1347	715	3446	3	46587
12	TAXIES													
a.	Motor Cabs	11623	13284	25710	7231	13960	5308	10360	12075	5177	308	0	26	105062
b.	Maxi Cabs	4706	5016	4606	3122	7688	2756	2821	5223	1511	313	0	0	37762
c.	Other Taxies	2330	110	555	6801	288	1417	569	319	1900	137	0	0	14426
	Total	18659	18410	30871	17154	21936	9481	13750	17617	8588	758	0	26	157250
13.	L MV(psngr)													
a.	Three Seaters(A/R)	24076	43649	39640	19177	36480	5712	11765	1823	1403	1619	0	0	185344
b.	Four to Six Seaters	5722	7531	3881	7301	4915	2930	59	529	384	337	0	0	33589
	Total	29798	51180	43521	26478	41395	8642	11824	2352	1787	1956	0	0	218933
14.	Other vehicles	4912	3474	21563	2487	3684	5413	1142	6073	1052	2539	0	0	52339
	Total Transport	134456	99648	115800	76634	109682	42498	40592	66537	18831	13654	3446	203	721981
	Total Trans+Non-Transport	919748	1084043	1190240	1091720	1204720	492260	353448	623779	243865	196876	3446	2057	7406202

### 23.5 VEHICLES NEWLY REGISTERED IN BENGALURU METROPOLITAN CITY IN THE YEAR 2018-19

Sl. No.	CATEGORY OF VEHICLES	BNG CENTR	BNG WEST	BNG EAST	BNG NORTH	BNG SOUTH	K.R. PURAM	R.R NGR	ELECT CITY	VELAHANKA	NELA MANGAL	RTO A/R	Chandapura	TOTAL
1	Two wheelers	49433	55165	62813	57235	78178	42430	25784	48930	21596	6764	0	5646	453974
2	Cars	16040	9648	20778	15264	17236	8060	5298	10975	3971	730	1	642	108643
3	Jeep	35	32	6	0	1	1	5	21	0	0	0	0	492
4	Omni buses	4	296	1	0	1	0	210	16	0	0	0	0	919
5	Tractors	2	0	2	0	0	47	29	813	36	204	0	47	1568
6	Trailers	0	0	0	0	0	29	17	522	34	145	0	33	1169
7	Construction Equipment vehicle	83	7	0	0	0	3	2	172	29	0	0	7	694
8	Other vehicles	0	87	32	0	78	171	79	441	4	10	0	36	1329
	Total Non-Transport	65597	65235	83632	72499	95494	50741	31424	61890	25670	7853	1	6411	568789
9	TRANSPORT VEHICLE													
a.	Multi Axled /Articulated Vehicles	2872	77	11	68	62	67	26	657	163	120	0	262	4385
b.	Trucks & lorries	1594	140	240	153	248	800	226	581	170	171	0	193	4516
c.	Total	4466	217	251	221	310	867	252	1238	333	291	0	455	8901
10.	LIGHT GOODS VEHICLES													
a.	Four Wheelers	1071	1262	388	1329	1464	1692	663	2002	242	397	0	627	11137
b.	Three wheelers	607	370	366	502	280	349	575	326	106	75	0	15	3571
	Total	1678	1632	754	1831	1744	2041	1238	2328	348	472	0	642	14708
11.	BUSES													
a.	Stage Carriages	30	0	1	2	0	1	0	15	0	3	363	0	415
b.	Contract Carriages	48	0	0	0	0	0	0	196	0	1	0	4	249
c.	Private Service Vehicle	70	6	7	11	6	111	8	324	22	12	0	9	586
d.	Educational Institution Buses	53	26	26	42	27	431	159	465	95	45	0	30	1399
e.	Other Buses	32	0	0	11	1	0	0	23	1	0	0	4	72
	Total	233	32	34	66	34	543	167	1023	118	61	363	47	2721
12	TAXIES													
a.	Motor Cabs	1021	1180	4552	17	1312	1042	891	2343	378	48	0	94	12878
b.	Maxi Cabs	284	152	521	126	372	89	122	630	88	19	0	19	2422
c.	Other Taxies	0	0	6	908	0	48	0	8	0	4	0	0	974
	Total	1305	1332	5079	1051	1684	1179	1013	2981	466	71	0	113	16274
13.	L MV(psngr)													
a.	Three Seaters(A/R)	4357	2421	5405	872	2881	61	494	32	23	132	0	11	16689
b.	Four to Six Seaters	2433	0	11	838	1575	84	111	6	2	53	0	1	5114
	Total	6790	2421	5416	1710	4456	145	605	38	25	185	0	12	21803
14.	Other vehicles	13	8	3177	3	1064	348	73	9899	10	34	0	4	14633
	Total Transport	14485	5642	14711	4882	9292	5073	3348	17507	1300	1114	363	1273	79040
	Total Trans+Non-Transport	80082	70877	98343	77381	104786	55814	34772	79397	26970	8967	364	7684	643689

**23.6 TOTAL VEHICLES REGISTERED IN BENGALURU METROPOLITAN CITY AS ON 31-03-2019**

SL NO	CATEGORY OF VEHICLES	BNG CENTR	BNG WEST	BNG EAST	BNG NORTH	BNG SOUTH	K.R. PURAM	R.R NGR	ELECT CITY	Yalahanka	Devanahally	Auto Rickshaw	Chanda Pura	TOTAL
1	Two wheelers	609429	876819	854658	830436	926798	402927	273482	449220	198918	158140	0	7202	<b>5588029</b>
2	Cars	226390	160161	288028	234916	247338	92478	64780	157024	47131	21855	1	915	<b>1541017</b>
3	Jeep	1764	755	1946	1040	1269	3	159	31	734	184	0	0	<b>8276</b>
4	Omni buses	5600	5735	9271	16538	7291	34	2976	478	1813	501	0	0	<b>50628</b>
5	Tractors	213	492	1097	1146	2593	1674	911	2596	661	5408	0	51	<b>17230</b>
6	Trailers	188	460	866	1107	1362	1343	796	1797	404	4097	0	37	<b>12846</b>
7	Construction Equipment vehicle	232	56	5	0	401	3	179	1160	421	182	0	7	<b>3037</b>
8	Other vehicles	7073	5152	2201	2402	3480	2041	997	6826	622	708	0	53	<b>31946</b>
	Total Non-Transport	850889	1049630	1158072	1087585	1190532	500503	344280	619132	250704	191075	1	6412	<b>7253009</b>
9	TRANSPORT VEHICLE													
a	Multi Axled / Articulated M.V s	35656	1938	846	1991	2856	1615	763	4479	802	733	0	272	<b>51951</b>
b	Trucks & lorries	15749	2062	10292	6877	11252	4073	4031	10636	1378	3045	0	272	<b>69667</b>
	Total	51405	4000	11138	8868	14108	5688	4794	15115	2180	3778	0	544	<b>121618</b>
10	LIGHT GOODS VEHICLES													
a	Four Wheelers	16007	11840	4065	9784	18894	11170	4604	14668	3118	4127	0	712	<b>98989</b>
b	Three wheelers	7753	9305	3800	5289	8817	2429	4896	5586	1440	544	0	15	<b>49874</b>
	Total	23760	21145	7865	15073	27711	13599	9500	20254	4558	4671	0	727	<b>148863</b>
1	BUSES													
a	Stage Carriages	2996	400	105	7991	400	228	196	307	64	40	3809	0	<b>16536</b>
b	Contract Carriages	598	100	321	3	77	17	3	1270	2	90	0	4	<b>2485</b>
c	Private Service Vehicle	4952	2299	453	331	752	779	107	1924	53	277	0	9	<b>11936</b>
d	Educational Institution Buses	1390	388	754	274	1534	1881	861	3795	1088	354	0	33	<b>12352</b>
e	Other Buses	2363	133	248	93	173	221	72	2419	258	15	0	4	<b>5999</b>
	Total	12299	3320	1881	8692	2936	3126	1239	9715	1465	776	3809	50	<b>49308</b>
12	TAXIES													
a	Motor Cabs	12644	14464	30262	7248	15272	6350	11251	14418	5555	356	0	120	<b>117940</b>
b	Maxi Cabs	4990	5168	5127	3248	8060	2845	2943	5853	1599	332	0	19	<b>40184</b>
c	Other Taxies	2330	110	561	7709	288	1465	569	327	1900	141	0	0	<b>15400</b>
	Total	19964	19742	35950	18205	23620	10660	14763	20598	9054	829	0	139	<b>173524</b>
13	L M V(psng)													
a	Three Seaters(A/R)	28433	46070	45045	20049	39361	5773	12259	1855	1426	1751	0	11	<b>202033</b>
b	Four to Six Seaters	8155	7531	3892	8139	6490	3014	170	535	386	390	0	1	<b>38703</b>
	Total	36588	53601	48937	28188	45851	8787	12429	2390	1812	2141	0	12	<b>240736</b>
14	Other vehicles	4925	3482	24740	2490	4748	5761	1215	15972	1062	2573	0	4	<b>66972</b>
	Total Transport	148941	105290	130511	81516	118974	47571	43940	84044	20131	14768	3809	1476	<b>801021</b>
	Total Trans+Non-Transport	<b>999830</b>	<b>1154920</b>	<b>1288583</b>	<b>1169101</b>	<b>1309506</b>	<b>548074</b>	<b>388220</b>	<b>703176</b>	<b>270835</b>	<b>205843</b>	<b>3810</b>	<b>9741</b>	<b>8049891</b>

## 24. The details of month wise newly registered vehicle in RTO Office during the year 2018-19

## 1. Bengaluru central-Koramangala(KA-01)

Category of vehicles	As on 31-3-2018	Vehicle newly Registered in the year 2018-19												As on 31-03-2019
		April	May	June	July	Aug	Sept	Oct	Nov	Dec	Jan	Feb	Mar	
Two wheelers	559996	3859	3663	4211	4380	4549	4160	4395	4475	2507	3871	4906	4457	609429
Cars	210350	1288	1163	1429	1211	1551	1278	1358	1312	1211	1865	1091	1283	226390
Jeeps	1729	1	1	1	2	4	7	10	3	2	2	1	1	1764
Omni buses	5596	0	0	0	1	2	0	1	0	0	0	0	0	5600
Tractors	211	0	0	0	0	0	2	0	0	0	0	0	0	213
Trailers	188	0	0	0	0	0	0	0	0	0	0	0	0	188
Construction Equipment vehicle	149	0	0	0	0	0	5	9	23	18	18	6	4	232
Other Vehicles	7073	0	0	0	0	0	0	0	0	0	0	0	0	7073
<b>Total Non-Transport Vehicle</b>	<b>785292</b>	5148	4827	5641	5594	6106	5452	5773	5813	3738	5756	6004	5745	<b>850889</b>
Goods Vehicle														0
Multi Axled/Articulated Vehicle	32784	270	234	257	346	246	128	311	122	219	375	127	237	35656
Trucks and Lorries	14155	110	145	161	328	128	135	121	101	102	94	76	93	15749
<b>Total</b>	<b>46939</b>	380	379	418	674	374	263	432	223	321	469	203	330	<b>51405</b>
Light Goods Vehicles														0
4 Wheelers	14936	99	91	68	154	64	95	76	82	98	74	96	74	16007
3 Wheelers	7146	32	42	34	64	58	70	60	68	38	33	44	64	7753
<b>Total</b>	<b>22082</b>	131	133	102	218	122	165	136	150	136	107	140	138	<b>23760</b>
Buses														0
Stage Carriages	2966	14	2	6	2	1	0	0	0	1	0	4	0	2996
Contract Carriages	550	3	6	0	4	5	2	2	4	0	16	0	6	598
Private Service Vehicles	4882	3	3	38	4	6	3	0	1	2	0	9	1	4952
Educational Institution Buses	1337	9	1	10	11	9	2	0	2	0	9	0	0	1390
Other Buses	2331	0	4	0	0	3	0	23	0	2	0	0	0	2363
<b>Total</b>	<b>12066</b>	29	16	54	21	24	7	25	7	5	25	13	7	<b>12299</b>
Taxis														0
Motor Cabs	11623	66	53	145	119	123	81	65	62	85	64	108	50	12644
Maxi cabs	4706	40	19	26	31	16	16	23	28	33	16	21	15	4990
Other Cabs	2330	0	0	0	0	0	0	0	0	0	0	0	0	2330
<b>Total</b>	<b>18659</b>	106	72	171	150	139	97	88	90	118	80	129	65	<b>19964</b>
Light passenger Vehicles														0
Auto rickshaws	24076	471	586	536	299	209	1186	512	558	0	0	0	0	28433
4 to 6 Seaters	5722	0	0	0	0	0	0	0	0	338	329	881	885	8155
<b>Total</b>	<b>29798</b>	471	586	536	299	209	1186	512	558	338	329	881	885	<b>36588</b>
Other Vehicles	4912	1	0	0	1	8	1	1	0	1	0	0	0	4925
<b>Total Transport Vehicles</b>	<b>134456</b>	1118	1186	1281	1363	876	1719	1194	1028	919	1010	1366	1425	<b>148941</b>
<b>Total(Transport+ NonTransport)</b>	<b>919748</b>	6266	6013	6922	6957	6982	7171	6967	6841	4657	6766	7370	7170	<b>999830</b>

## 2. Bengaluru west-Rajajinagar(KA-02)

Category of vehicles	31-3-2018	Vehicle newly Registered in the year 2018-19												31-03-2019
		April	May	June	July	Aug	Sept	Oct	Nov	Dec	Jan	Feb	Mar	
Two wheelers	821654	4759	4043	5433	3680	5615	4812	5626	6252	2335	3462	5048	4100	876819
Cars	150513	744	732	868	517	805	600	915	974	430	1453	840	770	160161
Jeeps	723	5	0	0	0	21	6	0	0	0	0	0	0	755
Omni buses	5439	34	34	44	25	37	25	45	36	16	0	0	0	5735
Tractors	492	0	0	0	0	0	0	0	0	0	0	0	0	492
Trailers	460	0	0	0	0	0	0	0	0	0	0	0	0	460
Construction Equipment vehicle	49	0	0	0	0	0	7	0	0	0	0	0	0	56
Other Vehicles	5065	22	28	5	4	11	0	3	8	6	0	0	0	5152
<b>Total Non-Transport Vehicle</b>	<b>984395</b>	<b>5564</b>	<b>4837</b>	<b>6350</b>	<b>4226</b>	<b>6489</b>	<b>5450</b>	<b>6589</b>	<b>7270</b>	<b>2787</b>	<b>4915</b>	<b>5888</b>	<b>4870</b>	<b>1049630</b>
Goods Vehicle														0
Multi Axled/Articulated Vehicle	1861	6	7	22	5	11	0	10	6	4	2	2	2	1938
Trucks and Lorries	1922	18	6	11	7	10	5	21	16	14	8	10	14	2062
<b>Total</b>	<b>3783</b>	<b>24</b>	<b>13</b>	<b>33</b>	<b>12</b>	<b>21</b>	<b>5</b>	<b>31</b>	<b>22</b>	<b>18</b>	<b>10</b>	<b>12</b>	<b>16</b>	<b>4000</b>
Light Goods Vehicles	0													0
4 Wheelers	10578	108	80	89	61	104	144	117	111	65	147	130	106	11840
3 Wheelers	8935	24	32	22	32	45	19	43	18	12	47	28	48	9305
<b>Total</b>	<b>19513</b>	<b>132</b>	<b>112</b>	<b>111</b>	<b>93</b>	<b>149</b>	<b>163</b>	<b>160</b>	<b>129</b>	<b>77</b>	<b>194</b>	<b>158</b>	<b>154</b>	<b>21145</b>
Buses														0
Stage Carriages	400	0	0	0	0	0	0	0	0	0	0	0	0	400
Contract Carriages	100	0	0	0	0	0	0	0	0	0	0	0	0	100
Private Service Vehicles	2293	0	2	0	0	2	0	0	0	2	0	0	0	2299
Educational Institution Buses	362	2	3	5	4	4	3	1	0	2	0	0	2	388
Other Buses	133	0	0	0	0	0	0	0	0	0	0	0	0	133
<b>Total</b>	<b>3288</b>	<b>2</b>	<b>5</b>	<b>5</b>	<b>4</b>	<b>6</b>	<b>3</b>	<b>1</b>	<b>0</b>	<b>4</b>	<b>0</b>	<b>0</b>	<b>2</b>	<b>3320</b>
Taxis	0													0
Motor Cabs	13284	116	87	98	39	96	80	93	83	38	140	208	102	14464
Maxi cabs	5016	15	18	12	19	20	18	15	18	0	0	2	15	5168
Other Cabs	110	0	0	0	0	0	0	0	0	0	0	0	0	110
<b>Total</b>	<b>18410</b>	<b>131</b>	<b>105</b>	<b>110</b>	<b>58</b>	<b>116</b>	<b>98</b>	<b>108</b>	<b>101</b>	<b>38</b>	<b>140</b>	<b>210</b>	<b>117</b>	<b>19742</b>
Light passenger Vehicles														0
Auto rickshaws	43649	222	235	313	127	284	295	241	254	114	48	128	160	46070
4 to 6 Seaters	7531	0	0	0	0	0	0	0	0	0	0	0	0	7531
<b>Total</b>	<b>51180</b>	<b>222</b>	<b>235</b>	<b>313</b>	<b>127</b>	<b>284</b>	<b>295</b>	<b>241</b>	<b>254</b>	<b>114</b>	<b>48</b>	<b>128</b>	<b>160</b>	<b>53601</b>
Other Vehicles	3474	8	0	0	0	0	0	0	0	0		0		3482
<b>Total Transport Vehicles</b>	<b>99648</b>	<b>519</b>	<b>470</b>	<b>572</b>	<b>294</b>	<b>576</b>	<b>564</b>	<b>541</b>	<b>506</b>	<b>251</b>	<b>392</b>	<b>508</b>	<b>449</b>	<b>105290</b>
<b>Total(Transport+ NonTransport)</b>	<b>1084043</b>	<b>6083</b>	<b>5307</b>	<b>6922</b>	<b>4520</b>	<b>7065</b>	<b>6014</b>	<b>7130</b>	<b>7776</b>	<b>3038</b>	<b>5307</b>	<b>6396</b>	<b>5319</b>	<b>1154920</b>

## 3.Bengaluru East- Indiranagar (KA-03)

SL NO	TYPE OF VEHICLES	TOTAL AS ON 31-03-2018	VEHICLES NEWLY REGISTERED IN THE YEAR 2018-19												TOTAL AS ON 31-03-2019
			Apr-18	May-18	Jun-18	Jul-18	Aug-18	Sep-18	Oct-18	Nov-18	Dec-18	Jan-19	Feb-19	Mar-19	
	<b>NON TRANSPORT VEHICLE</b>														
1	TWO WHEELERS	791845	5200	5243	6127	6013	6328	5161	5107	5298	3386	6040	3917	4993	854658
2	CAR	267250	1666	1559	1766	1693	1950	1375	1736	1602	1293	3020	1259	1859	288028
3	JEEP	1940	2	0	2	0	1	0	0	0	0	1	0	0	1946
4	OMNI BUS	9270	0	0	0	0	0	1	0	0	0	0	0	0	9271
5	TRACTOR	1095	0	0	0	0	0	0	0	0	0	2	0	0	1097
6	TRAILOR	866	0	0	0	0	0	0	0	0	0	0	0	0	866
7	CONSTRUCTION EQUIPMENT VEHICLE	5	0	0	0	0	0	0	0	0	0	0	0	0	5
8	OTHER VEHICLE	2169	3	6	8	5	1	2	2	2	1	2	0	0	2201
	<b>TOTAL NON-TRANSPORT</b>	<b>1074440</b>	<b>6871</b>	<b>6808</b>	<b>7903</b>	<b>7711</b>	<b>8280</b>	<b>6539</b>	<b>6845</b>	<b>6902</b>	<b>4680</b>	<b>9065</b>	<b>5176</b>	<b>6852</b>	<b>1158072</b>
	<b>TRANSPORT VEHICLES</b>	0													0
9	MULTIAXLED/ARTICULATED	835	0	0	0	0	2	0	0	0	2	0	6	1	846
10	TRUCKS&LORRIES	10052	9	9	3	7	0	5	87	90	2	18	0	10	10292
	<b>TOTAL</b>	<b>10887</b>	<b>9</b>	<b>9</b>	<b>3</b>	<b>7</b>	<b>2</b>	<b>5</b>	<b>87</b>	<b>90</b>	<b>4</b>	<b>18</b>	<b>6</b>	<b>11</b>	<b>11138</b>
	<b>LMV GOODS</b>	0													0
11	4 WHEELERS	3677	5	5	57	2	7	72	0	0	63	84	56	37	4065
12	3 WHEELERS	3434	26	17	17	22	20	15	39	25	23	120	25	17	3800
	<b>TOTAL</b>	<b>7111</b>	<b>31</b>	<b>22</b>	<b>74</b>	<b>24</b>	<b>27</b>	<b>87</b>	<b>39</b>	<b>25</b>	<b>86</b>	<b>204</b>	<b>81</b>	<b>54</b>	<b>7865</b>
	<b>BUSES</b>	0													0
13	STAGE CARRIAGES	104	0	0	0	0	0	0	0	0	0	1	0	0	105
14	CONTRACT CARRIAGES	321	0	0	0	0	0	0	0	0	0	0	0	0	321
15	PRIVATE SERVICE VEHICLE	446	0	1	0	1	0	0	1	0	1	3	0	0	453
16	EDUCATIONAL INSTITUTION BUS	728	0	3	1	1	8	1	0	0	2	4	2	4	754
17	OTHER BUSES	248	0	0	0	0	0	0	0	0	0	0	0	0	248
	<b>TOTAL</b>	<b>1847</b>	<b>0</b>	<b>4</b>	<b>1</b>	<b>2</b>	<b>8</b>	<b>1</b>	<b>1</b>	<b>0</b>	<b>3</b>	<b>8</b>	<b>2</b>	<b>4</b>	<b>1881</b>
	<b>TAXIES</b>	0													0
18	MOTOR CAB	25710	197	536	519	643	340	202	368	367	478	283	302	317	30262
19	MAXI CAB	4606	33	47	57	77	67	47	44	33	16	54	22	24	5127
20	OTHER TAXI	555	5	1	0	0	0	0	0	0	0	0	0	0	561
	<b>TOTAL</b>	<b>30871</b>	<b>235</b>	<b>584</b>	<b>576</b>	<b>720</b>	<b>407</b>	<b>249</b>	<b>412</b>	<b>400</b>	<b>494</b>	<b>337</b>	<b>324</b>	<b>341</b>	<b>35950</b>
	<b>LIGHT MOTOR VEHICLES</b>														
21	3 SEATER (A/R)	39640	313	204	271	515	347	691	751	632	442	800	242	197	45045
22	4 TO SIX SEATER	3881	0	0	0	0	0	0	0	11	0	0	0	0	3892
	<b>TOTAL</b>	<b>43521</b>	<b>313</b>	<b>204</b>	<b>271</b>	<b>515</b>	<b>347</b>	<b>691</b>	<b>751</b>	<b>643</b>	<b>442</b>	<b>800</b>	<b>242</b>	<b>197</b>	<b>48937</b>
23	OTHER VEHICLE	21563	89	125	240	115	72	444	43	0	17	32	525	1475	24740
	<b>TOTAL TRANSPORT</b>	<b>115800</b>	<b>677</b>	<b>948</b>	<b>1165</b>	<b>1383</b>	<b>863</b>	<b>1477</b>	<b>1333</b>	<b>1158</b>	<b>1046</b>	<b>1399</b>	<b>1180</b>	<b>2082</b>	<b>130511</b>
	<b>GRAND TOTAL(TRANS+NON-TRANSP)</b>	<b>1190240</b>	<b>7548</b>	<b>7756</b>	<b>9068</b>	<b>9094</b>	<b>9143</b>	<b>8016</b>	<b>8178</b>	<b>8060</b>	<b>5726</b>	<b>10464</b>	<b>6356</b>	<b>8934</b>	<b>1288583</b>



## 4. Bengaluru North–Yeshwanthpur (KA-04)

TYPE OF VEHICLES	TOTAL AS ON 31-03-2018	VEHICLES NEWLY REGISTERED IN THE YEAR 2018-19												TOTAL AS ON 31-03-2019
		Apr-18	May-18	Jun-18	Jul-18	Aug-18	Sep-18	Oct-18	Nov-18	Dec-18	Jan-19	Feb-19	Mar-19	
<b>NON TRANSPORT VEHICLE</b>														
TWO WHEELERS	773201	4482	4468	5487	5172	5804	4886	5325	4277	3319	5136	4312	4567	830436
CAR	219652	1143	1005	1377	1345	1405	1023	1249	1278	905	1802	1224	1508	234916
JEEP	1040	0	0	0	0	0	0	0	0	0	0	0	0	1040
OMNI BUS	16538	0	0	0	0	0	0	0	0	0	0	0	0	16538
TRACTOR	1146	0	0	0	0	0	0	0	0	0	0	0	0	1146
TRAILOR	1107	0	0	0	0	0	0	0	0	0	0	0	0	1107
CONSTRUCTION EQUIPMENT VEHICLE	0	0	0	0	0	0	0	0	0	0	0	0	0	0
OTHER VEHICLE	2402	0	0	0	0	0	0	0	0	0	0	0	0	2402
<b>TOTAL NON-TRANSPORT</b>	<b>1015086</b>	<b>5625</b>	<b>5473</b>	<b>6864</b>	<b>6517</b>	<b>7209</b>	<b>5909</b>	<b>6574</b>	<b>5555</b>	<b>4224</b>	<b>6938</b>	<b>5536</b>	<b>6075</b>	<b>1087585</b>
<b>TRANSPORT VEHICLES</b>														
MULTIAXLED/ARTICULATED	1923	8	3	3	1	2	8	1	2	10	11	1	18	1991
TRUCKS&LORRIES	6724	17	5	14	10	10	13	14	13	13	10	17	17	6877
<b>TOTAL</b>	<b>8647</b>	<b>25</b>	<b>8</b>	<b>17</b>	<b>11</b>	<b>12</b>	<b>21</b>	<b>15</b>	<b>15</b>	<b>23</b>	<b>21</b>	<b>18</b>	<b>35</b>	<b>8868</b>
<b>LMV GOODS</b>														
4 WHEELERS	8455	104	90	108	144	125	140	124	122	85	105	95	87	9784
3 WHEELERS	4787	28	31	29	52	56	48	55	51	41	34	38	39	5289
<b>TOTAL</b>	<b>13242</b>	<b>132</b>	<b>121</b>	<b>137</b>	<b>196</b>	<b>181</b>	<b>188</b>	<b>179</b>	<b>173</b>	<b>126</b>	<b>139</b>	<b>133</b>	<b>126</b>	<b>15073</b>
<b>BUSES</b>														
STAGE CARRIAGES	7989	0	0	0	0	1	0	1	0	0	0	0	0	7991
CONTRACT CARRIAGES	3	0	0	0	0	0	0	0	0	0	0	0	0	3
PRIVATE SERVICE VEHICLE	320	0	2	1	0	1	0	0	1	3	2	1	0	331
EDUCATIONAL INSTITUTION BUS	232	4	1	17	7	1	3	1	4	0	0	2	2	274
OTHER BUSES	82	0	8	0	0	0	3	0	0	0	0	0	0	93
<b>TOTAL</b>	<b>8626</b>	<b>4</b>	<b>11</b>	<b>18</b>	<b>7</b>	<b>3</b>	<b>6</b>	<b>2</b>	<b>5</b>	<b>3</b>	<b>2</b>	<b>3</b>	<b>2</b>	<b>8692</b>
<b>TAXIES</b>														
MOTOR CAB	7231	0	2	1	1	3	2	2	3	1	1	1	0	7248
MAXI CAB	3122	11	11	17	10	10	7	8	9	6	10	19	8	3248
OTHER TAXI	6801	77	78	82	84	92	82	89	69	57	28	99	71	7709
<b>TOTAL</b>	<b>17154</b>	<b>88</b>	<b>91</b>	<b>100</b>	<b>95</b>	<b>105</b>	<b>91</b>	<b>99</b>	<b>81</b>	<b>64</b>	<b>39</b>	<b>119</b>	<b>79</b>	<b>18205</b>
<b>LIGHT MOTOR VEHICLES</b>														
3 SEATER (A/R)	19177	50	79	144	99	128	90	63	60	56	17	39	47	20049
4 TO SIX SEATER	7301	77	78	82	84	92	6	89	69	57	28	99	77	8139
<b>TOTAL</b>	<b>26478</b>	<b>127</b>	<b>157</b>	<b>226</b>	<b>183</b>	<b>220</b>	<b>96</b>	<b>152</b>	<b>129</b>	<b>113</b>	<b>45</b>	<b>138</b>	<b>124</b>	<b>28188</b>
OTHER VEHICLE	2487	1	0	0	0	0	0	0	0	0	1	0	1	2490
<b>TOTAL TRANSPORT</b>	<b>76634</b>	<b>377</b>	<b>388</b>	<b>498</b>	<b>492</b>	<b>521</b>	<b>402</b>	<b>447</b>	<b>403</b>	<b>329</b>	<b>247</b>	<b>411</b>	<b>367</b>	<b>81516</b>
<b>GRAND TOTAL(TRANS+NON-TRANSP)</b>	<b>1091720</b>	<b>6002</b>	<b>5861</b>	<b>7362</b>	<b>7009</b>	<b>7730</b>	<b>6311</b>	<b>7021</b>	<b>5958</b>	<b>4553</b>	<b>7185</b>	<b>5947</b>	<b>6442</b>	<b>1169101</b>

## 5. Bengaluru South–Jayanagar(KA-05)

TYPE OF VEHICLES	TOTAL AS ON 31-03-2018	Apr- 18	May- 18	Jun-18	Jul- 18	Aug- 18	Sep-18	Oct- 18	Nov- 18	Dec- 18	Jan-19	Feb-19	Mar- 19	TOTL AS ON 31-03-2019
<b>NON TRANSPORT VEHICLE</b>														
TWO WHEELERS	848620	6534	6494	7375	6975	7776	6637	7509	6077	3810	5737	6832	6422	926798
CAR	230102	1599	1304	1675	1543	1487	1301	1808	1524	1002	1281	1254	1458	247338
JEEP	1268	1	0	0	0	0	0	0	0	0	0	0	0	1269
OMNI BUS	7290	1	0	0	0	0	0	0	0	0	0	0	0	7291
TRACTOR	2593	0	0	0	0	0	0	0	0	0	0	0	0	2593
TRAILOR	1362	0	0	0	0	0	0	0	0	0	0	0	0	1362
CONSTRUCTION EQUIPMENT VEHICLE	401	0	0	0	0	0	0	0	0	0	0	0	0	401
OTHER VEHICLE	3402	29	6	8	7	14	5	5	2	2	0	0		3480
<b>TOTAL NON-TRANSPORT</b>	<b>1095038</b>	<b>8164</b>	<b>7804</b>	<b>9058</b>	<b>8525</b>	<b>9277</b>	<b>7943</b>	<b>9322</b>	<b>7603</b>	<b>4814</b>	<b>7018</b>	<b>8086</b>	<b>7880</b>	<b>1190532</b>
<b>TRANSPORT VEHICLES</b>														
MULTIAXLED/ARTICULATED	2794	7	9	4	5	2	2	1	2	5	25	0	0	2856
TRUCKS&LORRIES	11004	28	27	11	13	19	24	23	21	19	6	30	27	11252
<b>TOTAL</b>	<b>13798</b>	<b>35</b>	<b>36</b>	<b>15</b>	<b>18</b>	<b>21</b>	<b>26</b>	<b>24</b>	<b>23</b>	<b>24</b>	<b>31</b>	<b>30</b>	<b>27</b>	<b>14108</b>
<b>LMV GOODS</b>														
4 WHEELERS	17430	135	103	127	112	104	140	132	141	67	115	140	148	18894
3 WHEELERS	8537	15	17	16	14	26	40	18	22	25	19	34	34	8817
<b>TOTAL</b>	<b>25967</b>	<b>150</b>	<b>120</b>	<b>143</b>	<b>126</b>	<b>130</b>	<b>180</b>	<b>150</b>	<b>163</b>	<b>92</b>	<b>134</b>	<b>174</b>	<b>182</b>	<b>27711</b>
<b>BUSES</b>														
STAGE CARRIAGES	400	0	0	0	0	0	0	0	0	0	0	0	0	400
CONTRACT CARRIAGES	77	0	0	0	0	0	0	0	0	0	0	0	0	77
PRIVATE SERVICE VEHICLE	746	0	1	1	2	0	0	0	0	0	0	1	1	752
EDUCATIONAL INSTITUTION BUS	1507	3	17	1	0	1	0	0	3	0	0	1	1	1534
OTHER BUSES	172	1	0	0	0	0	0	0	0	0	0	0	0	173
<b>TOTAL</b>	<b>2902</b>	<b>4</b>	<b>18</b>	<b>2</b>	<b>2</b>	<b>1</b>	<b>0</b>	<b>0</b>	<b>3</b>	<b>0</b>	<b>0</b>	<b>2</b>	<b>2</b>	<b>2936</b>
<b>TAXIES</b>														
MOTOR CAB	13960	80	85	79	75	207	117	98	70	51	72	223	155	15272
MAXI CAB	7688	39	27	36	31	67	26	28	20	21	13	36	28	8060
OTHER TAXI	288	0	0	0	0	0	0	0	0	0	0	0	0	288
<b>TOTAL</b>	<b>21936</b>	<b>119</b>	<b>112</b>	<b>115</b>	<b>106</b>	<b>274</b>	<b>143</b>	<b>126</b>	<b>90</b>	<b>72</b>	<b>85</b>	<b>259</b>	<b>183</b>	<b>23620</b>
<b>LIGHT MOTOR VEHICLES</b>														
3 SEATER (A/R)	36480	182	156	259	189	292	188	426	580	495	44	26	44	39361
4 TO SIX SEATER	4915	0	0	0	0	0	0	0	0	0	0	75	1500	6490
<b>TOTAL</b>	<b>41395</b>	<b>182</b>	<b>156</b>	<b>259</b>	<b>189</b>	<b>292</b>	<b>188</b>	<b>426</b>	<b>580</b>	<b>495</b>	<b>44</b>	<b>101</b>	<b>1544</b>	<b>45851</b>
OTHER VEHICLE	3684	12	23	56	50	17	850	0	30	3	22	0	1	4748
<b>TOTAL TRANSPORT</b>	<b>109682</b>	<b>502</b>	<b>465</b>	<b>590</b>	<b>491</b>	<b>735</b>	<b>1387</b>	<b>726</b>	<b>889</b>	<b>686</b>	<b>316</b>	<b>566</b>	<b>1939</b>	<b>118974</b>
<b>GRAND TOTAL(TRANS+NON- TRANSP)</b>	<b>1204720</b>	<b>8666</b>	<b>8269</b>	<b>9648</b>	<b>9016</b>	<b>10012</b>	<b>9330</b>	<b>10048</b>	<b>8492</b>	<b>5500</b>	<b>7334</b>	<b>8652</b>	<b>9819</b>	<b>1309506</b>

## 6.Tumakur (KA-06)

		VEHICLES NEWLY REGISTERED IN THE YEAR 2018-19													
SL NO	TYPE OF VEHICLES	TOTAL AS ON 31-03-2018	Apr-18	May-18	Jun-18	Jul-18	Aug-18	Sepet17	Oct-18	Nov-18	Dec-18	Jan-19	Feb-19	Mar-19	TOTAL AS ON 31-03-2019
	<b>NON TRANSSPORT VEHICLE</b>														
1	TWO WHEELERS	347389	2852	2471	2110	1975	2110	2452	2348	2154	2014	2650	2535	2432	375492
2	CAR	23822	299	271	225	283	292	338	333	266	230	436	392	357	27544
3	JEEP	20	0	0	0	0	0	0	0	0	0	0	0	0	20
4	OMNI BUS	610	0	0	0	0	0	0	0	0	0	0	0	0	610
5	TRACTOR	16203	140	275	100	101	100	200	146	112	134	158	205	150	18024
6	TRAILOR	16002	145	200	75	144	114	108	152	107	101	150	188	147	17633
7	CONSTRN EQUIPMENT VEHICLE	250	0	0	0	0	0	0	0	0	0	0	0	0	250
8	OTHER VEHICLE	1290	0	0	0	0	0	0	0	0	0	0	0	0	1290
	<b>TOTAL NON-TRANSPORT</b>	<b>405586</b>	<b>3436</b>	<b>3217</b>	<b>2510</b>	<b>2503</b>	<b>2616</b>	<b>3098</b>	<b>2979</b>	<b>2639</b>	<b>2479</b>	<b>3394</b>	<b>3320</b>	<b>3086</b>	<b>440863</b>
	<b>TRANSPORT VEHICLES</b>														
9	MULTIAXLED/ARTICULATED	480	2	9	1	12	19	30	25	28	15	56	26	21	724
10	TRUCKS&LORRIES	2718	129	1	17	24	8	70	7	61	8	75	72	14	3204
	<b>TOTAL</b>	<b>3198</b>	<b>131</b>	<b>10</b>	<b>18</b>	<b>36</b>	<b>27</b>	<b>100</b>	<b>32</b>	<b>89</b>	<b>23</b>	<b>131</b>	<b>98</b>	<b>35</b>	<b>3928</b>
	<b>LMV GOODS</b>														
11	4 WHEELERS	4123	84	72	47	50	41	8	0	13	27	14	0	112	4591
12	3 WHEELERS	4259	0	0	4	0	0	0	111	0	1	1	0	0	4376
	<b>TOTAL</b>	<b>8382</b>	<b>84</b>	<b>72</b>	<b>51</b>	<b>50</b>	<b>41</b>	<b>8</b>	<b>111</b>	<b>13</b>	<b>28</b>	<b>15</b>	<b>0</b>	<b>112</b>	<b>8967</b>
	<b>BUSES</b>										0				
13	STAGE CARRIAGES	862	0	0	0	0	0	0	0	0	0	0	0	0	862
14	CONTRACT CARRIAGES	44	0	0	0	0	0	0	0	0	0	0	0	0	44
15	PRIVATE SERVICE VEHICLE	74	0	0	0	0	0	0	0	0	0	0	0	0	74
16	EDUNL INSTITUTION BUS	383	4	8	20	30	15	2	0	0	0	0	5	1	468
17	OTHER BUSES	101	0	0	0	0	0	0	0	0	0	0	0	0	101
	<b>TOTAL</b>	<b>1458</b>	<b>4</b>	<b>8</b>	<b>20</b>	<b>30</b>	<b>15</b>	<b>2</b>	<b>0</b>	<b>0</b>	<b>0</b>	<b>0</b>	<b>5</b>	<b>1</b>	<b>1543</b>
	<b>TAXIES</b>														
18	MOTOR CAB	1824	35	32	28	4	3	33	35	25	14	17	45	30	2125
19	MAXI CAB	451	2	0	3	41	24	3	4	5	0	0	1	5	539
20	OTHER TAXI	1736	0	0	0	0	0	0	0	0	0	0	0	0	1736
	<b>TOTAL</b>	<b>4011</b>	<b>37</b>	<b>32</b>	<b>31</b>	<b>45</b>	<b>27</b>	<b>36</b>	<b>39</b>	<b>30</b>	<b>14</b>	<b>17</b>	<b>46</b>	<b>35</b>	<b>4400</b>
	<b>LIGHT MOTOR VEHICLES</b>														
21	3 SEATER (A/R)	11066	141	80	109	125	139	152	0	102	92	195	0	0	12201
22	4 TO SIX SEATER	137	0	0	0	0	0	0	0	0	0	0	0	0	137
	<b>TOTAL</b>	<b>11203</b>	<b>141</b>	<b>80</b>	<b>109</b>	<b>125</b>	<b>139</b>	<b>152</b>	<b>0</b>	<b>102</b>	<b>92</b>	<b>195</b>	<b>0</b>	<b>0</b>	<b>12338</b>
23	OTHER VEHICLE	1861	2	0	2	2	0	3	0	0	0	1	0	0	1871
	<b>TOTAL TRANSPORT</b>	<b>30113</b>	<b>399</b>	<b>202</b>	<b>231</b>	<b>288</b>	<b>249</b>	<b>301</b>	<b>371</b>	<b>234</b>	<b>157</b>	<b>359</b>	<b>149</b>	<b>183</b>	<b>33236</b>
	<b>GRAND TOTAL (TRANS+NON-TRANSP)</b>	<b>435699</b>	<b>3835</b>	<b>3419</b>	<b>2741</b>	<b>2791</b>	<b>2865</b>	<b>3399</b>	<b>3350</b>	<b>2873</b>	<b>2636</b>	<b>3753</b>	<b>3469</b>	<b>3269</b>	<b>474099</b>

## 7. Kolar (KA-07)

TYPE OF VEHICLES	TOTAL AS ON 31-03-2018	VEHICLES NEWLY REGISTERED IN THE YEAR 2018-19											TOTAL AS ON 31-03-2019	
		Apr-18	May-18	Jun-18	Jul-18	Aug-18	Sep-18	Oct-18	Nov-18	Dec-18	Jan-19	Feb-19		Mar-19
<b>NON TRANSPORT VEHICLE</b>														
TWO WHEELERS	119570	1052	1015	668	918	1009	1198	824	1044	870	839	967	866	130840
CAR	8777	74	71	83	64	69	61	53	59	34	52	59	65	9521
JEEP	101	0	0	0	0	0	0	0	0	0	0	0	0	101
OMNI BUS	1347	24	26	29	34	34	11	26	31	10	24	14	16	1626
TRACTOR	9921	53	36	25	19	21	34	31	44	42	46	27	36	10335
TRAILOR	6141	25	28	18	11	17	21	18	28	31	31	21	28	6418
CONSTRN EQUIPMENT VEHICLE	290	0	0	0	0	0	4	0	0	0	0	0	0	294
OTHER VEHICLE	745	0	0	0	0	0	0	0	0	0	0	121	0	866
<b>TOTAL NON-TRANSPORT</b>	<b>146892</b>	<b>1228</b>	<b>1176</b>	<b>823</b>	<b>1046</b>	<b>1150</b>	<b>1329</b>	<b>952</b>	<b>162</b>	<b>987</b>	<b>992</b>	<b>1088</b>	<b>1011</b>	<b>158836</b>
<b>TRANSPORT VEHICLES</b>														
MULTIAXLED/ARTICULATED	492	5	2	5	9	2	9	4	5	0	0	0	2	535
TRUCKS&LORRIES	2549	4	15	4	7	13	3	9	7	3	3	0	18	2635
<b>TOTAL</b>	<b>3041</b>	<b>9</b>	<b>17</b>	<b>9</b>	<b>16</b>	<b>15</b>	<b>12</b>	<b>13</b>	<b>12</b>	<b>3</b>	<b>3</b>	<b>0</b>	<b>20</b>	<b>3170</b>
<b>LMV GOODS</b>														
4 WHEELERS	3057	76	58	26	48	74	55	63	62	9	9	0	53	3590
3 WHEELERS	2132	0	0	0	0	0	0	7	9	15	15	0	0	2178
<b>TOTAL</b>	<b>5189</b>	<b>76</b>	<b>58</b>	<b>26</b>	<b>48</b>	<b>74</b>	<b>55</b>	<b>70</b>	<b>71</b>	<b>24</b>	<b>24</b>	<b>0</b>	<b>53</b>	<b>5768</b>
<b>BUSES</b>												0		
STAGE CARRIAGES	249	0	0	0	0	0	1	0	1	0	0	0	1	252
CONTRACT CARRIAGES	14	0	0	0	0	0	0	0	0	0	0	0	0	14
PRIVATE SERVICE VEHICLE	27	4	0	0	0	0	0	0	0	0	0	0	0	31
EDUNL INSTITUTION BUS	531	3	7	4	14	2	2	0	0	0	0	0	0	563
OTHER BUSES	47	0	0	0	0	0	0	0	0	0	0	0	0	47
<b>TOTAL</b>	<b>868</b>	<b>7</b>	<b>7</b>	<b>4</b>	<b>14</b>	<b>2</b>	<b>3</b>	<b>0</b>	<b>1</b>	<b>0</b>	<b>0</b>	<b>0</b>	<b>1</b>	<b>907</b>
<b>TAXIES</b>														
MOTOR CAB	2280	21	16	11	25	17	16	0	19	4	4	0	15	2428
MAXI CAB	604	0	0	0	0	0	0	0	3	1	1	0	0	609
OTHER TAXI	3	0	0	0	0	0	0	0	0	0	0	0	0	3
<b>TOTAL</b>	<b>2887</b>	<b>21</b>	<b>16</b>	<b>11</b>	<b>25</b>	<b>17</b>	<b>16</b>	<b>0</b>	<b>22</b>	<b>5</b>	<b>5</b>	<b>0</b>	<b>15</b>	<b>3040</b>
<b>LIGHT MOTOR VEHICLES</b>														
3 SEATER (A/R)	4370	16	18	8	16	45	20	0	0	23	23	0	8	4547
4 TO SIX SEATER	149	0	0	0	0	0	0	0	10	2	2	0	0	163
<b>TOTAL</b>	<b>4519</b>	<b>16</b>	<b>18</b>	<b>8</b>	<b>16</b>	<b>45</b>	<b>20</b>	<b>0</b>	<b>10</b>	<b>25</b>	<b>25</b>	<b>0</b>	<b>8</b>	<b>4710</b>
OTHER VEHICLE	128	0	0	0	0	0	0	0	0	0	0	0	9	137
<b>TOTAL TRANSPORT</b>	<b>16632</b>	<b>129</b>	<b>116</b>	<b>58</b>	<b>119</b>	<b>153</b>	<b>106</b>	<b>83</b>	<b>116</b>	<b>57</b>	<b>57</b>	<b>0</b>	<b>106</b>	<b>17732</b>
<b>GRAND TOTAL (TRANS+NON-TRANSP)</b>	<b>163524</b>	<b>1357</b>	<b>1292</b>	<b>881</b>	<b>1165</b>	<b>1303</b>	<b>1435</b>	<b>1035</b>	<b>1322</b>	<b>1044</b>	<b>1049</b>	<b>1088</b>	<b>1117</b>	<b>177612</b>

## 8. K.G.F (KA-08)

TYPE OF VEHICLES	TOTAL AS ON 31-03-2018	VEHICLES NEWLY REGISTERED IN THE YEAR 2018-19												TOTAL AS ON 31-03-2019
		Apr-18	May-18	Jun-18	Jul-18	Aug-18	Sep-18	Oct-18	Nov-18	Dec-18	Jan-19	Feb-19	Mar-19	
<b>NON TRANSPORT VEHICLE</b>														
TWO WHEELERS	115808	610	824	719	514	525	424	613	837	657	535	654	857	123577
CAR	8740	52	61	33	54	27	37	30	43	63	67	54	62	9323
JEEP	277	0	0	0	0	0	0	0	0	0	0	0	0	277
OMNI BUS	322	0	0	0	0	0	0	0	0	0	0	0	0	322
TRACTOR	7514	11	13	37	0	10	33	18	13	24	24	16	35	7748
TRAILOR	3124	9	8	20	0	3	0	15	11	19	28	9	30	3276
CONSTRN EQUIPMENT VEHICLE	187	0	0	0	0	0	7	0	0	0	0	0	0	194
OTHER VEHICLE	550	0	0	0	0	0	0	0	0	0	0	0	0	550
<b>TOTAL NON-TRANSPORT</b>	<b>136522</b>	<b>682</b>	<b>906</b>	<b>809</b>	<b>568</b>	<b>565</b>	<b>501</b>	<b>676</b>	<b>904</b>	<b>763</b>	<b>654</b>	<b>733</b>	<b>984</b>	<b>145267</b>
<b>TRANSPORT VEHICLES</b>														
MULTIAXLED/ARTICULATED	381	0	0	0	5	3	4	1	0	6	0	2	16	418
TRUCKS&LORRIES	1775	1	2	2	10	1	3	5	3	7	7	8	1	1825
<b>TOTAL</b>	<b>2156</b>	<b>1</b>	<b>2</b>	<b>2</b>	<b>15</b>	<b>4</b>	<b>7</b>	<b>6</b>	<b>3</b>	<b>13</b>	<b>7</b>	<b>10</b>	<b>17</b>	<b>2243</b>
<b>LMV GOODS</b>														
4 WHEELERS	2653	10	9	5	19	8	11	17	7	8	8	7	5	2767
3 WHEELERS	1001	0	0	0	2	4	4	6	5	2	7	4	4	1039
<b>TOTAL</b>	<b>3654</b>	<b>10</b>	<b>9</b>	<b>5</b>	<b>21</b>	<b>12</b>	<b>15</b>	<b>23</b>	<b>12</b>	<b>10</b>	<b>15</b>	<b>11</b>	<b>9</b>	<b>3806</b>
<b>BUSES</b>														
STAGE CARRIAGES	7	0	0	0	0	0	0	0	0	0	0	0	0	7
CONTRACT CARRIAGES	8	0	0	0	0	0	0	0	0	0	0	0	0	8
PRIVATE SERVICE VEHICLE	16	0	0	0	0	0	0	0	0	0	0	0	0	16
EDUNL INSTITUTION BUS	317	0	0	3	9	2	0	0	3	0	0	0	0	334
OTHER BUSES	33	0	0	0	0	0	0	0	0	0	0	0	0	33
<b>TOTAL</b>	<b>381</b>	<b>0</b>	<b>0</b>	<b>3</b>	<b>9</b>	<b>2</b>	<b>0</b>	<b>0</b>	<b>3</b>	<b>0</b>	<b>0</b>	<b>0</b>	<b>0</b>	<b>398</b>
<b>TAXIES</b>														
MOTOR CAB	1239	4	3	2	8	6	3	7	7	5	0	4	3	1291
MAXI CAB	406	0	0	0	1	0	0	0	0	0	0	0	0	407
OTHER TAXI	10	0	0	0	0	0	0	0	0	0	0	0	0	10
<b>TOTAL</b>	<b>1655</b>	<b>4</b>	<b>3</b>	<b>2</b>	<b>9</b>	<b>6</b>	<b>3</b>	<b>7</b>	<b>7</b>	<b>5</b>	<b>0</b>	<b>4</b>	<b>3</b>	<b>1708</b>
<b>LIGHT MOTOR VEHICLES</b>														
3 SEATER (A/R)	2787	8	7	48	8	6	12	11	5	7	4	6	9	2918
4 TO SIX SEATER	132	0	0	0	0	0	0	0	0	0	0	0	0	132
<b>TOTAL</b>	<b>2919</b>	<b>8</b>	<b>7</b>	<b>48</b>	<b>8</b>	<b>6</b>	<b>12</b>	<b>11</b>	<b>5</b>	<b>7</b>	<b>4</b>	<b>6</b>	<b>9</b>	<b>3050</b>
OTHER VEHICLE	137	0	0	0	0	0	0	0	0	0	0	0	0	137
<b>TOTAL TRANSPORT</b>	<b>10902</b>	<b>23</b>	<b>21</b>	<b>60</b>	<b>62</b>	<b>30</b>	<b>37</b>	<b>47</b>	<b>30</b>	<b>35</b>	<b>26</b>	<b>31</b>	<b>38</b>	<b>11342</b>
<b>GRAND TOTAL (TRANS+NON-TRANSP)</b>	<b>147424</b>	<b>705</b>	<b>927</b>	<b>869</b>	<b>630</b>	<b>595</b>	<b>538</b>	<b>723</b>	<b>934</b>	<b>798</b>	<b>680</b>	<b>764</b>	<b>1022</b>	<b>156609</b>

### 9. Mysore West (KA-09)

TYPE OF VEHICLES	VEHICLES NEWLY REGISTERED IN THE YEAR 2018-19													TOTAL AS ON 31-03-2019
	TOTAL AS ON 31-03-2018	Apr-18	May-18	Jun-18	Jul-18	Aug-18	Sep-18	Oct-18	Nov-18	Dec-18	Jan-19	Feb-19	Mar-19	
<b>NON TRANSPORT VEHICLE</b>														
TWO WHEELERS	438118	3698	3342	4119	2460	5646	4570	4769	2806	1988	4616	3373	3581	483086
CAR	57502	611	500	645	305	586	600	595	659	438	877	530	605	64453
JEEP	715	0	0	0	0	0	0	0	0	0	0		0	715
OMNI BUS	1603	0	0	1	0	0	0	0	0	0	0		0	1604
TRACTOR	8158	45	37	32	28	11	25	28	20	18	23	43	33	8501
TRAILOR	2171	16	6	5	7	3	1	0	2	2	4	1	6	2224
CONSTRN EQUIPMENT VEHICLE	26	0	0	0	0	0	5	6	7	0	10		0	54
OTHER VEHICLE	5682	15	9	9	17	3	2	3	0	5	1		12	5758
<b>TOTAL NON-TRANSPORT</b>	<b>513975</b>	<b>4385</b>	<b>3894</b>	<b>4811</b>	<b>2817</b>	<b>6249</b>	<b>5203</b>	<b>5401</b>	<b>3494</b>	<b>2451</b>	<b>5531</b>	<b>3947</b>	<b>4237</b>	<b>566395</b>
<b>TRANSPORT VEHICLES</b>														
MULTIAXLED/ARTICULATED	358	12	5	4	3	9	22	30	4	25	6	22	3	503
TRUCKS&LORRIES	7320	19	16	6	12	8	25	21	2	22	13	14	19	7497
<b>TOTAL</b>	<b>7678</b>	<b>31</b>	<b>21</b>	<b>10</b>	<b>15</b>	<b>17</b>	<b>47</b>	<b>51</b>	<b>6</b>	<b>47</b>	<b>19</b>	<b>36</b>	<b>22</b>	<b>8000</b>
<b>LMV GOODS</b>														
4 WHEELERS	6670	131	112	109	82	126	137	139	96	80	105	87	104	7978
3 WHEELERS	1564	21	17	25	6	24	16	20	13	9	11	10	12	1748
<b>TOTAL</b>	<b>8234</b>	<b>152</b>	<b>129</b>	<b>134</b>	<b>88</b>	<b>150</b>	<b>153</b>	<b>159</b>	<b>109</b>	<b>89</b>	<b>116</b>	<b>97</b>	<b>116</b>	<b>9726</b>
<b>BUSES</b>														
STAGE CARRIAGES	2568	2	0	4	4	0	0	0	0	0	0		6	2584
CONTRACT CARRIAGES	24	0	0	1	0	0	0	2	0	0	0		0	27
PRIVATE SERVICE VEHICLE	221	0	2	1	3	1	0	0	1	2	2		0	233
EDUNL INSTITUTION BUS	512	7	3	13	5	6	6	7	2	3	1	2	3	570
OTHER BUSES	38	0	0	0	0	0	0	0	0	0	0		0	38
<b>TOTAL</b>	<b>3363</b>	<b>9</b>	<b>5</b>	<b>19</b>	<b>12</b>	<b>7</b>	<b>6</b>	<b>9</b>	<b>3</b>	<b>5</b>	<b>3</b>	<b>2</b>	<b>9</b>	<b>3452</b>
<b>TAXIES</b>														
MOTOR CAB	3529	68	44	64	46	66	51	49	22	17	27	76	37	4096
MAXI CAB	1142	10	4	4	5	6	11	7	3	2	5	2	3	1204
OTHER TAXI	10	0	0	0	0	0	0	0	0	0	0		0	10
<b>TOTAL</b>	<b>4681</b>	<b>78</b>	<b>48</b>	<b>68</b>	<b>51</b>	<b>72</b>	<b>62</b>	<b>56</b>	<b>25</b>	<b>19</b>	<b>32</b>	<b>78</b>	<b>40</b>	<b>5310</b>
<b>LIGHT MOTOR VEHICLES</b>														
3 SEATER (A/R)	7480	87	97	101	84	137	122	124	115	58	73	80	73	8631
4 TO SIX SEATER	156	0	0	0	0	0	0	0	0	0	0		0	156
<b>TOTAL</b>	<b>7636</b>	<b>87</b>	<b>97</b>	<b>101</b>	<b>84</b>	<b>137</b>	<b>122</b>	<b>124</b>	<b>115</b>	<b>58</b>	<b>73</b>	<b>80</b>	<b>73</b>	<b>8787</b>
OTHER VEHICLE	2932	1	1	1	0	1	2	1	8	5	8		0	2960
<b>TOTAL TRANSPORT</b>	<b>34524</b>	<b>358</b>	<b>301</b>	<b>333</b>	<b>250</b>	<b>384</b>	<b>392</b>	<b>400</b>	<b>266</b>	<b>223</b>	<b>251</b>	<b>293</b>	<b>260</b>	<b>38235</b>
<b>GRAND TOTAL (TRANS+NON-TRANSP)</b>	<b>548499</b>	<b>4743</b>	<b>4195</b>	<b>5144</b>	<b>3067</b>	<b>6633</b>	<b>5595</b>	<b>5801</b>	<b>3760</b>	<b>2674</b>	<b>5782</b>	<b>4240</b>	<b>4497</b>	<b>604630</b>

### 10. Chamrajnagar (KA-10)

TYPE OF VEHICLES	TOTAL AS ON 31-03-2018	VEHICLES NEWLY REGISTERED IN THE YEAR 2018-19											TOTAL AS ON 31-03-2019	
		Apr-18	May-18	Jun-18	Jul-18	Aug-18	Sep-18	Oct-18	Nov-18	Dec-18	Jan-19	Feb-19		Mar-19
<b>NON TRANSPORT VEHICLE</b>														
TWO WHEELERS	127821	762	1192	1257	1152	5646	1498	1438	1499	758	1268	1148	1334	<b>146773</b>
CAR	6184	58	56	48	52	586	67	39	27	33	42	45	41	<b>7278</b>
JEEP	295	0	0	0	0	0	0	0	0	0	0	0	0	<b>295</b>
OMNI BUS	194	0	0	0	0	0	0	0	0	0	0	0	0	<b>194</b>
TRACTOR	4146	53	39	39	41	11	24	47	52	42	61	57	54	<b>4666</b>
TRAILOR	2455	11	6	10	11	3	5	2	13	0	6	6	5	<b>2533</b>
CONSTRN EQUIPMENT VEHICLE	0	0	0	0	0	0	0	0	0	0	0	0	0	<b>0</b>
OTHER VEHICLE	661	3	0	0	0	3	3	11	0	1	0	0	2	<b>684</b>
<b>TOTAL NON-TRANSPORT</b>	<b>141756</b>	<b>887</b>	<b>1293</b>	<b>1354</b>	<b>1256</b>	<b>6249</b>	<b>1597</b>	<b>1537</b>	<b>1591</b>	<b>834</b>	<b>1327</b>	<b>1256</b>	<b>1436</b>	<b>162373</b>
<b>TRANSPORT VEHICLES</b>														
MULTIAXLED/ARTICULATED	458	10	6	6	5	9	5	15	7	11	8	7	18	<b>565</b>
TRUCKS&LORRIES	632	6	3	3	2	8	3	1	1	1	1	3	5	<b>669</b>
<b>TOTAL</b>	<b>1090</b>	<b>16</b>	<b>9</b>	<b>9</b>	<b>7</b>	<b>17</b>	<b>8</b>	<b>16</b>	<b>8</b>	<b>12</b>	<b>9</b>	<b>10</b>	<b>23</b>	<b>1234</b>
<b>LMV GOODS</b>														
4 WHEELERS	4038	70	50	35	45	126	42	37	30	24	47	50	53	<b>4647</b>
3 WHEELERS	3273	12	8	10	12	24	10	17	19	14	22	1	21	<b>3443</b>
<b>TOTAL</b>	<b>7311</b>	<b>82</b>	<b>58</b>	<b>45</b>	<b>57</b>	<b>150</b>	<b>52</b>	<b>54</b>	<b>49</b>	<b>38</b>	<b>69</b>	<b>51</b>	<b>74</b>	<b>8090</b>
<b>BUSES</b>														
STAGE CARRIAGES	204	0	0	0	0	0	0	0	0	0	0	0	0	<b>204</b>
CONTRACT CARRIAGES	20	0	0	0	0	0	0	0	0	0	0	0	0	<b>20</b>
PRIVATE SERVICE VEHICLE	42	0	0	0	0	1	0	0	0	0	0	0	0	<b>43</b>
EDUNL INSTITUTION BUS	42	1	0	0	0	6	0	0	1	0	0	3	0	<b>53</b>
OTHER BUSES	173	0	0	2	2	0	2	0	4	0	0	0	11	<b>194</b>
<b>TOTAL</b>	<b>481</b>	<b>1</b>	<b>0</b>	<b>2</b>	<b>2</b>	<b>7</b>	<b>2</b>	<b>0</b>	<b>5</b>	<b>0</b>	<b>0</b>	<b>3</b>	<b>11</b>	<b>514</b>
<b>TAXIES</b>														
MOTOR CAB	813	0	3	0	0	66	0	0	0	2	2	2	2	<b>890</b>
MAXI CAB	526	5	0	7	5	6	2	2	3	0	0	0	0	<b>556</b>
OTHER TAXI	16	0	0	0	0	0	0	0	0	0	0	0	0	<b>16</b>
<b>TOTAL</b>	<b>1355</b>	<b>5</b>	<b>3</b>	<b>7</b>	<b>5</b>	<b>72</b>	<b>2</b>	<b>2</b>	<b>3</b>	<b>2</b>	<b>2</b>	<b>2</b>	<b>2</b>	<b>1462</b>
<b>LIGHT MOTOR VEHICLES</b>														
3 SEATER (A/R)	2530	8	4	4	5	137	10	9	10	3	16	13	10	<b>2759</b>
4 TO SIX SEATER	585	26	9	16	12	0	6	5	6	3	4	7	22	<b>701</b>
<b>TOTAL</b>	<b>3115</b>	<b>34</b>	<b>13</b>	<b>20</b>	<b>17</b>	<b>137</b>	<b>16</b>	<b>14</b>	<b>16</b>	<b>6</b>	<b>20</b>	<b>20</b>	<b>32</b>	<b>3460</b>
OTHER VEHICLE	896	0	2	2	1	1	0	0	0	0	3	1	0	<b>906</b>
<b>TOTAL TRANSPORT</b>	<b>14248</b>	<b>138</b>	<b>85</b>	<b>85</b>	<b>89</b>	<b>384</b>	<b>80</b>	<b>86</b>	<b>81</b>	<b>58</b>	<b>103</b>	<b>87</b>	<b>142</b>	<b>15666</b>
<b>GRAND TOTAL (TRANS+NON-TRANSP)</b>	<b>156004</b>	<b>1025</b>	<b>1378</b>	<b>1439</b>	<b>1345</b>	<b>6633</b>	<b>1677</b>	<b>1623</b>	<b>1672</b>	<b>892</b>	<b>1430</b>	<b>1343</b>	<b>1578</b>	<b>178039</b>

## 11. Mandya (KA-11)

TYPE OF VEHICLES	TOTAL AS ON 31-03-2018	VEHICLES NEWLY REGISTERED IN THE YEAR 2018-19												TOTAL AS ON 31-03-2019
		Apr-18	May-18	Jun-18	Jul-18	Aug-18	Sep-18	Oct-18	Nov-18	Dec-18	Jan-19	Feb-19	Mar-19	
<b>NON TRANSPORT VEHICLE</b>														
TWO WHEELERS	227099	2085	2148	2282	1901	2204	2254	1897	1904	1070	2163	1858	1885	250750
CAR	13480	183	126	133	122	110	139	124	130	109	156	103	104	15019
JEEP	299	0	0	0	0	0	0	0	0	0	0	0	0	299
OMNI BUS	234	0	0	0	0	0	0	0	0	0	0	0	0	234
TRACTOR	7945	40	22	43	28	17	42	82	90	47	46	44	57	8503
TRAILOR	6609	15	13	18	13	0	1	2	2	4	2	2	2	6683
CONSTRN EQUIPMENT VEHICLE	16	0	0	0	0	0	0	0	0	0	0	0	0	16
OTHER VEHICLE	1263	0	0	0	0	0	0	0	0	0	0	1	3	1267
<b>TOTAL NON-TRANSPORT</b>	<b>256945</b>	<b>2323</b>	<b>2309</b>	<b>2476</b>	<b>2064</b>	<b>2331</b>	<b>2436</b>	<b>2105</b>	<b>2126</b>	<b>1230</b>	<b>2367</b>	<b>2008</b>	<b>2051</b>	<b>282771</b>
<b>TRANSPORT VEHICLES</b>														
MULTIAXLED/ARTICULATED	190	0	0	0	0	0	0	0	0	0	0	0	0	190
TRUCKS&LORRIES	5251	106	96	31	94	101	12	8	3	14	21	24	16	5777
<b>TOTAL</b>	<b>5441</b>	<b>106</b>	<b>96</b>	<b>31</b>	<b>94</b>	<b>101</b>	<b>12</b>	<b>8</b>	<b>3</b>	<b>14</b>	<b>21</b>	<b>24</b>	<b>16</b>	<b>5967</b>
<b>LMV GOODS</b>														
4 WHEELERS	3013	0	0	51	0	0	93	100	69	44	70	98	88	3626
3 WHEELERS	5203	0	0	29	0	21	26	15	25	13	22	20	24	5398
<b>TOTAL</b>	<b>8216</b>	<b>0</b>	<b>0</b>	<b>80</b>	<b>0</b>	<b>21</b>	<b>119</b>	<b>115</b>	<b>94</b>	<b>57</b>	<b>92</b>	<b>118</b>	<b>112</b>	<b>9024</b>
<b>BUSES</b>														
STAGE CARRIAGES	623	0	3	13	0	5	6	4	0	0	0	0	0	654
CONTRACT CARRIAGES	23	0	0	0	0	0	0	2	0	0	0	0	0	25
PRIVATE SERVICE VEHICLE	41	0	0	0	0	0	0	0	0	1	0	0	0	42
EDUNL INSTITUTION BUS	83	0	0	0	0	0	0	6	1	0	3	2	3	98
OTHER BUSES	19	0	0	0	4	0	0	0	0	0	0	0	0	23
<b>TOTAL</b>	<b>789</b>	<b>0</b>	<b>3</b>	<b>13</b>	<b>4</b>	<b>5</b>	<b>6</b>	<b>12</b>	<b>1</b>	<b>1</b>	<b>3</b>	<b>2</b>	<b>3</b>	<b>842</b>
<b>TAXIES</b>														
MOTOR CAB	2121	0	0	24	22	0	39	25	21	10	20	23	32	2337
MAXI CAB	1706	14	12	17	16	4	2	4	0	1	5	1	0	1782
OTHER TAXI	61	0	0	0	0	0	0	0	0	0	19	0	0	80
<b>TOTAL</b>	<b>3888</b>	<b>14</b>	<b>12</b>	<b>41</b>	<b>38</b>	<b>4</b>	<b>41</b>	<b>29</b>	<b>21</b>	<b>11</b>	<b>44</b>	<b>24</b>	<b>32</b>	<b>4199</b>
<b>LIGHT MOTOR VEHICLES</b>														
3 SEATER (A/R)	4673	0	23	38	31	17	17	33	15	10	37	15	24	4933
4 TO SIX SEATER	299	0	0	0	0	0	0	0	0	0	0	0	0	299
<b>TOTAL</b>	<b>4972</b>	<b>0</b>	<b>23</b>	<b>38</b>	<b>31</b>	<b>17</b>	<b>17</b>	<b>33</b>	<b>15</b>	<b>10</b>	<b>37</b>	<b>15</b>	<b>24</b>	<b>5232</b>
OTHER VEHICLE	2102	56	22	0	0	25	0	0	0	0	0	0	24	2229
<b>TOTAL TRANSPORT</b>	<b>25408</b>	<b>176</b>	<b>156</b>	<b>203</b>	<b>167</b>	<b>173</b>	<b>195</b>	<b>197</b>	<b>134</b>	<b>93</b>	<b>197</b>	<b>183</b>	<b>211</b>	<b>27493</b>
<b>GRAND TOTAL (TRANS+NON-TRANSP)</b>	<b>282353</b>	<b>2499</b>	<b>2465</b>	<b>2679</b>	<b>2231</b>	<b>2504</b>	<b>2631</b>	<b>2302</b>	<b>2260</b>	<b>1323</b>	<b>2564</b>	<b>2191</b>	<b>2262</b>	<b>310264</b>



## 12. Madikere (KA-12)

TYPE OF VEHICLES	TOTAL AS ON 31-03-2018	VEHICLES NEWLY REGISTERED IN THE YEAR 2018-19												TOTAL AS ON 31-03-2019
		Apr-18	May-18	Jun-18	Jul-18	Aug-18	Sep-18	Oct-18	Nov-18	Dec-18	Jan-19	Feb-19	Mar-19	
<b>NON TRANSPORT VEHICLE</b>														
TWO WHEELERS	83511	633	508	501	512	264	515	481	480	498	499	492	594	89488
CAR	31639	226	209	212	214	157	204	165	174	179	240	161	186	33966
JEEP	4961	4	0	0	0	2	0	5	1	1	3	1	1	4979
OMNI BUS	6708	33	10	12	10	15	29	15	28	14	33	22	28	6957
TRACTOR	6941	9	6	6	5	0	6	1	23	12	6	16	10	7041
TRAILOR	4388	6	4	3	2	0	0	0	0	4	4	2	1	4414
CONSTRN EQUIPMENT VEHICLE	7	0	0	0	0	0	0	0	0	0	0	0	0	7
OTHER VEHICLE	2259	2	2	2	1	0	1	1	5	0	3	1	2	2279
<b>TOTAL NON-TRANSPORT</b>	<b>140414</b>	<b>913</b>	<b>739</b>	<b>736</b>	<b>744</b>	<b>438</b>	<b>755</b>	<b>668</b>	<b>711</b>	<b>708</b>	<b>788</b>	<b>695</b>	<b>822</b>	<b>149131</b>
<b>TRANSPORT VEHICLES</b>														
MULTIAXLED/ARTICULATED	347	0	0	0	0	0	0	0	0	0	0	0	0	347
TRUCKS&LORRIES	3223	19	4	8	7	3	23	3	11	14	13	21	10	3359
<b>TOTAL</b>	<b>3570</b>	<b>19</b>	<b>4</b>	<b>8</b>	<b>7</b>	<b>3</b>	<b>23</b>	<b>3</b>	<b>11</b>	<b>14</b>	<b>13</b>	<b>21</b>	<b>10</b>	<b>3706</b>
<b>LMV GOODS</b>														
4 WHEELERS	4083	42	28	27	25	11	7	38	4	3	9	6	5	4288
3 WHEELERS	2138	2	0	0	0	6	8	0	12	0	11	8	18	2203
<b>TOTAL</b>	<b>6221</b>	<b>44</b>	<b>28</b>	<b>27</b>	<b>25</b>	<b>17</b>	<b>15</b>	<b>38</b>	<b>16</b>	<b>3</b>	<b>20</b>	<b>14</b>	<b>23</b>	<b>6491</b>
<b>BUSES</b>														
STAGE CARRIAGES	226	0	0	0	0	0	0	0	0	0	0	0	0	226
CONTRACT CARRIAGES	21	0	0	0	0	0	0	0	0	0	0	0	0	21
PRIVATE SERVICE VEHICLE	47	0	0	0	0	0	0	0	0	0	4	2	0	53
EDUNL INSTITUTION BUS	348	1	1	2	1	4	6	2	2	3	0	1	3	374
OTHER BUSES	25	0	0	0	0	0	0	0	0	0	0	0	0	25
<b>TOTAL</b>	<b>669</b>	<b>1</b>	<b>1</b>	<b>2</b>	<b>1</b>	<b>4</b>	<b>6</b>	<b>2</b>	<b>2</b>	<b>3</b>	<b>4</b>	<b>3</b>	<b>3</b>	<b>701</b>
<b>TAXIES</b>														
MOTOR CAB	2335	14	10	12	10	4	0	5	0	23	6	0	0	2419
MAXI CAB	1290	2	2	1	1	0	101	0	0	0	0	0	0	1397
OTHER TAXI	0	0	0	0	0	0	0	0	0	0	0	0	0	0
<b>TOTAL</b>	<b>3625</b>	<b>16</b>	<b>12</b>	<b>13</b>	<b>11</b>	<b>4</b>	<b>101</b>	<b>5</b>	<b>0</b>	<b>23</b>	<b>6</b>	<b>0</b>	<b>0</b>	<b>3816</b>
<b>LIGHT MOTOR VEHICLES</b>														
3 SEATER (A/R)	7367	51	46	52	48	17	0	53	74	71	53	51	63	7946
4 TO SIX SEATER	448	0	0	0	0	0	0	0	0	0	0	0	0	448
<b>TOTAL</b>	<b>7815</b>	<b>51</b>	<b>46</b>	<b>52</b>	<b>48</b>	<b>17</b>	<b>0</b>	<b>53</b>	<b>74</b>	<b>71</b>	<b>53</b>	<b>51</b>	<b>63</b>	<b>8394</b>
OTHER VEHICLE	759	3	2	3	2	0	0	0	1	2	0	0	1	773
<b>TOTAL TRANSPORT</b>	<b>22659</b>	<b>134</b>	<b>93</b>	<b>105</b>	<b>94</b>	<b>45</b>	<b>145</b>	<b>101</b>	<b>104</b>	<b>116</b>	<b>96</b>	<b>89</b>	<b>100</b>	<b>23881</b>
<b>GRAND TOTAL (TRANS+NON-TRANSP)</b>	<b>163073</b>	<b>1047</b>	<b>832</b>	<b>841</b>	<b>838</b>	<b>483</b>	<b>900</b>	<b>769</b>	<b>815</b>	<b>824</b>	<b>884</b>	<b>784</b>	<b>922</b>	<b>173012</b>

## 13. Hassan (KA-13)

TYPE OF VEHICLES	TOTAL AS ON 31-03-2018	VEHICLES NEWLY REGISTERED IN THE YEAR 2018-19												TOTAL AS ON 31-03-2019
		Apr-18	May-18	Jun-18	Jul-18	Aug-18	Sep-18	Oct-18	Nov-18	Dec-18	Jan-19	Feb-19	Mar-19	
<b>NON TRANSPORT VEHICLE</b>														
TWO WHEELERS	231865	2403	2452	2175	2251	2341	1795	2096	2014	1218	1965	1893	1921	256389
CAR	21611	207	232	239	215	235	203	186	188	124	302	256	187	24185
JEEP	566	0	0	0	0	0	0	0	0	0	0	0	0	566
OMNI BUS	782	0	0	0	0	0	6	4	20	0	0	0	0	812
TRACTOR	17273	114	103	144	121	112	124	123	137	114	172	206	189	18932
TRAILOR	12258	69	72	80	65	72	0	2	5	10	12	18	21	12684
CONSTRN EQUIPMENT VEHICLE	258	0	0	0	0	0	7	9	19	7	2	4	8	314
OTHER VEHICLE	4220	13	10	10	11	10	3	31	0	12	10	9	14	4353
<b>TOTAL NON-TRANSPORT</b>	<b>288833</b>	<b>2806</b>	<b>2869</b>	<b>2648</b>	<b>2663</b>	<b>2770</b>	<b>2138</b>	<b>2451</b>	<b>2383</b>	<b>1485</b>	<b>2463</b>	<b>2386</b>	<b>2340</b>	<b>318235</b>
<b>TRANSPORT VEHICLES</b>														
MULTIAXLED/ARTICULATED	572	10	9	20	11	15	7	10	2	1	5	2	2	666
TRUCKS&LORRIES	2781	5	6	2	1	2	7	8	18	12	30	17	16	2905
<b>TOTAL</b>	<b>3353</b>	<b>15</b>	<b>15</b>	<b>22</b>	<b>12</b>	<b>17</b>	<b>14</b>	<b>18</b>	<b>20</b>	<b>13</b>	<b>35</b>	<b>19</b>	<b>18</b>	<b>3571</b>
<b>LMV GOODS</b>														
4 WHEELERS	6563	94	86	89	85	76	97	98	93	50	112	85	114	7642
3 WHEELERS	3194	16	19	16	12	15	8	10	18	8	20	10	14	3360
<b>TOTAL</b>	<b>9757</b>	<b>110</b>	<b>105</b>	<b>105</b>	<b>97</b>	<b>91</b>	<b>105</b>	<b>108</b>	<b>111</b>	<b>58</b>	<b>132</b>	<b>95</b>	<b>128</b>	<b>11002</b>
<b>BUSES</b>														
STAGE CARRIAGES	1440	9	8	4	3	4	0	0	0	0	0	0	0	1468
CONTRACT CARRIAGES	29	0	0	0	0	0	0	0	0	0	0	0	3	32
PRIVATE SERVICE VEHICLE	29	0	0	0	0	0	0	0	0	0	0	0	0	29
EDUNL INSTITUTION BUS	286	2	3	17	11	12	2	3	0	2	1	2	1	342
OTHER BUSES	29	0	0	0	0	0	0	0	0	0	0	0	0	29
<b>TOTAL</b>	<b>1813</b>	<b>11</b>	<b>11</b>	<b>21</b>	<b>14</b>	<b>16</b>	<b>2</b>	<b>3</b>	<b>0</b>	<b>2</b>	<b>1</b>	<b>2</b>	<b>4</b>	<b>1900</b>
<b>TAXIES</b>														
MOTOR CAB	3317	49	51	35	41	32	30	24	8	14	16	25	29	3671
MAXI CAB	1784	7	6	13	10	12	3	2	5	1	5	6	5	1859
OTHER TAXI	756	0	0	0	0	0	0	0	0	0	0	0	0	756
<b>TOTAL</b>	<b>5857</b>	<b>56</b>	<b>57</b>	<b>48</b>	<b>51</b>	<b>44</b>	<b>33</b>	<b>26</b>	<b>13</b>	<b>15</b>	<b>21</b>	<b>31</b>	<b>34</b>	<b>6286</b>
<b>LIGHT MOTOR VEHICLES</b>														
3 SEATER (A/R)	4318	19	17	18	15	16	32	31	18	32	16	25	27	4584
4 TO SIX SEATER	345	0	0	0	0	0	0	0	0	7	0	0	0	352
<b>TOTAL</b>	<b>4663</b>	<b>19</b>	<b>17</b>	<b>18</b>	<b>15</b>	<b>16</b>	<b>32</b>	<b>31</b>	<b>18</b>	<b>39</b>	<b>16</b>	<b>25</b>	<b>27</b>	<b>4936</b>
OTHER VEHICLE	679	1	2	0	1	2	0	13	0	0	0	7	8	713
<b>TOTAL TRANSPORT</b>	<b>26122</b>	<b>212</b>	<b>207</b>	<b>214</b>	<b>190</b>	<b>186</b>	<b>186</b>	<b>199</b>	<b>162</b>	<b>127</b>	<b>205</b>	<b>179</b>	<b>219</b>	<b>28408</b>
<b>GRAND TOTAL(TRANS+NON-TRANSP)</b>	<b>314955</b>	<b>3018</b>	<b>3076</b>	<b>2862</b>	<b>2853</b>	<b>2956</b>	<b>2324</b>	<b>2650</b>	<b>2545</b>	<b>1612</b>	<b>2668</b>	<b>2565</b>	<b>2559</b>	<b>346643</b>

## 14.Shivamogga (KA-14)

TYPE OF VEHICLES	TOTAL AS ON 31-03-2018	VEHICLES NEWLY REGISTERED IN THE YEAR 2018-19												TOTAL AS ON 31-03-2019
		Apr-18	May-18	Jun-18	Jul-18	Aug-18	Sep-18	Oct-18	Nov-18	Dec-18	Jan-19	Feb-19	Mar-19	
<b>NON TRANSPORT VEHICLE</b>	283274	2152	5160	3251	3152	1455	1770	1485	1890	1585	1550	1365	1535	309624
TWO WHEELERS	27843	242	221	212	210	223	342	216	303	185	309	200	252	30758
CAR	1319	14	10	11	11	0	0	2	1	4	0	0	0	1372
JEEP	1148	3	3	2	3	0	0	0	0	0	0	0	0	1159
OMNI BUS	12472	30	35	31	34	0	76	62	41	32	87	44	92	13036
TRACTOR	7100	25	24	27	25	0	9	23	19	9	13	12	90	7376
TRAILOR	1526	4	3	3	2	0	12	4	4	0	5	5	0	1568
CONSTRN EQUIPMENT VEHICLE	3367	2	1	1	1	0	0	0	0	7	26	1	0	3406
OTHER VEHICLE	<b>338049</b>	<b>2472</b>	<b>5457</b>	<b>3538</b>	<b>3438</b>	<b>1678</b>	<b>2209</b>	<b>1792</b>	<b>2258</b>	<b>1822</b>	<b>1990</b>	<b>1627</b>	<b>1969</b>	368299
<b>TOTAL NON-TRANSPORT</b>														
<b>TRANSPORT VEHICLES</b>	928	0	0	0	0	8	5	0	0	0	0	0	0	941
MULTIAXLED/ARTICULATED	5747	45	51	48	52	3	0	6	1	6	19	4	11	5993
TRUCKS&LORRIES	<b>6659</b>	<b>45</b>	<b>51</b>	<b>48</b>	<b>52</b>	<b>11</b>	<b>5</b>	<b>6</b>	<b>1</b>	<b>6</b>	<b>19</b>	<b>4</b>	<b>11</b>	6918
<b>TOTAL</b>														
<b>LMV GOODS</b>	2955	0	0	0	0	50	37	45	57	52	72	47	65	3380
4 WHEELERS	1041	0	0	0	0	0	8	6	32	12	24	0	49	1172
3 WHEELERS	<b>3996</b>	<b>0</b>	<b>0</b>	<b>0</b>	<b>0</b>	<b>50</b>	<b>45</b>	<b>51</b>	<b>89</b>	<b>64</b>	<b>96</b>	<b>47</b>	<b>114</b>	4552
<b>TOTAL</b>														
<b>BUSES</b>	336	0	0	0	0	0	3	2	8	0	2	1	0	352
STAGE CARRIAGES	85	0	0	0	0	0	0	0	4	2	0	0	0	91
CONTRACT CARRIAGES	142	0	0	0	0	3	0	0	0	0	0	0	0	145
PRIVATE SERVICE VEHICLE	64	0	0	0	0	2	5	0	1	0	0	1	0	73
EDUNL INSTITUTION BUS	48	0	0	0	0	0	0	0	0	0	0	0	2	50
OTHER BUSES	<b>675</b>	<b>0</b>	<b>0</b>	<b>0</b>	<b>0</b>	<b>5</b>	<b>8</b>	<b>2</b>	<b>13</b>	<b>2</b>	<b>2</b>	<b>2</b>	<b>2</b>	711
<b>TOTAL</b>														
<b>TAXIES</b>	2033	33	35	34	31	0	13	14	10	5	11	9	9	2237
MOTOR CAB	936	0	0	0	0	0	0	1	1	1	1	4	1	945
MAXI CAB	21	0	0	0	0	0	0	0	0	1	0	0	0	22
OTHER TAXI	<b>2990</b>	<b>33</b>	<b>35</b>	<b>34</b>	<b>31</b>	<b>0</b>	<b>13</b>	<b>15</b>	<b>11</b>	<b>7</b>	<b>12</b>	<b>13</b>	<b>10</b>	3204
<b>TOTAL</b>														
<b>LIGHT MOTOR VEHICLES</b>	5173	32	31	32	35	0	41	43	41	33	38	31	49	5579
3 SEATER (A/R)	643	0	0	0	0	0	0	0	0	0	0	0	0	643
4 TO SIX SEATER	<b>5816</b>	<b>32</b>	<b>31</b>	<b>32</b>	<b>35</b>	<b>0</b>	<b>41</b>	<b>43</b>	<b>41</b>	<b>33</b>	<b>38</b>	<b>31</b>	<b>49</b>	6222
<b>TOTAL</b>	2781	12	7	10	9	15	3	26	19	5	5	0	0	2892
OTHER VEHICLE	<b>22917</b>	<b>122</b>	<b>124</b>	<b>124</b>	<b>127</b>	<b>81</b>	<b>115</b>	<b>143</b>	<b>174</b>	<b>117</b>	<b>172</b>	<b>97</b>	<b>186</b>	24499
<b>TOTAL TRANSPORT</b>	<b>360966</b>	<b>2594</b>	<b>5581</b>	<b>3662</b>	<b>3565</b>	<b>1759</b>	<b>2324</b>	<b>1935</b>	<b>2432</b>	<b>1939</b>	<b>2162</b>	<b>1724</b>	<b>2155</b>	392798
<b>GRAND TOTAL(TRANS+NON-TRANSP)</b>	283274	2152	5160	3251	3152	1455	1770	1485	1890	1585	1550	1365	1535	309624

## 15. Sagar (KA-15)

VEHICLES NEWLY REGISTERED IN THE YEAR 2018-19														
TYPE OF VEHICLES	TOTAL AS ON 31-03-2018	Apr-18	May-18	Jun-18	Jul-18	Aug-18	Sep-18	Oct-18	Nov-18	Dec-18	Jan-19	Feb-19	Mar-19	TOTAL AS ON 31-03-2019
<b>NON TRANSPORT VEHICLE</b>														
TWO WHEELERS	151061	1421	1475	1456	1486	1421	482	681	537	526	365	1089	1173	<b>163173</b>
CAR	11786	132	138	141	146	145	99	84	137	88	90	101	155	<b>13242</b>
JEEP	385	0	0	0	0	0	0	0	0	0	0	0	0	<b>385</b>
OMNI BUS	60	0	0	0	0	0	0	0	0	0	0	0	0	<b>60</b>
TRACTOR	6355	71	68	72	61	72	38	13	27	31	50	45	80	<b>6983</b>
TRAILOR	5282	28	29	31	42	32	0	7	0	0	0	5	22	<b>5478</b>
CONSTRN EQUIPMENT VEHICLE	361	5	5	3	2	2	3	7	2	1	4	2	2	<b>399</b>
OTHER VEHICLE	4509	14	12	10	11	10	5	5	3	4	4	4	0	<b>4591</b>
<b>TOTAL NON-TRANSPORT</b>	<b>179799</b>	<b>1671</b>	<b>1727</b>	<b>1713</b>	<b>1748</b>	<b>1682</b>	<b>627</b>	<b>797</b>	<b>706</b>	<b>650</b>	<b>513</b>	<b>1246</b>	<b>1432</b>	<b>194311</b>
<b>TRANSPORT VEHICLES</b>														
MULTIAXLED/ARTICULATED	445	0	0	0	0	0	0	0	0	0	0	0	0	<b>445</b>
TRUCKS&LORRIES	2603	1	1	2	1	2	0	0	0	0	0	2	0	<b>2612</b>
<b>TOTAL</b>	<b>3048</b>	<b>1</b>	<b>1</b>	<b>2</b>	<b>0</b>	<b>2</b>	<b>0</b>	<b>0</b>	<b>0</b>	<b>0</b>	<b>0</b>	<b>2</b>	<b>0</b>	<b>3056</b>
<b>LMV GOODS</b>														
4 WHEELERS	2830	57	52	54	51	52	25	43	36	24	31	35	43	<b>3333</b>
3 WHEELERS	817	8	7	9	6	3	4	7	2	3	3	5	4	<b>878</b>
<b>TOTAL</b>	<b>3608</b>	<b>65</b>	<b>59</b>	<b>63</b>	<b>57</b>	<b>55</b>	<b>29</b>	<b>50</b>	<b>38</b>	<b>27</b>	<b>34</b>	<b>40</b>	<b>47</b>	<b>4172</b>
<b>BUSES</b>														
STAGE CARRIAGES	192	10	9	8	7	9	0	0	0	0	0	0	3	<b>238</b>
CONTRACT CARRIAGES	18	0	0	0	0	0	0	0	0	0	0	0	0	<b>18</b>
PRIVATE SERVICE VEHICLE	140	0	0	0	0	0	0	0	0	0	0	0	0	<b>140</b>
EDUNL INSTITUTION BUS	57	0	0	0	0	0	1	1	0	0	0	0	0	<b>59</b>
OTHER BUSES	81	0	0	0	0	0	0	0	0	0	0	0	0	<b>81</b>
<b>TOTAL</b>	<b>488</b>	<b>10</b>	<b>9</b>	<b>8</b>	<b>7</b>	<b>9</b>	<b>1</b>	<b>1</b>	<b>0</b>	<b>0</b>	<b>0</b>	<b>0</b>	<b>3</b>	<b>536</b>
<b>TAXIES</b>														
MOTOR CAB	964	5	4	5	4	5	11	6	6	3	15	8	2	<b>1038</b>
MAXI CAB	502	1	1	2	1	1	0	3	2	1	2	0	0	<b>516</b>
OTHER TAXI	4	0	0	0	0	0	0	0	0	0	0	0	0	<b>4</b>
<b>TOTAL</b>	<b>1470</b>	<b>6</b>	<b>5</b>	<b>7</b>	<b>5</b>	<b>6</b>	<b>11</b>	<b>9</b>	<b>8</b>	<b>4</b>	<b>17</b>	<b>8</b>	<b>2</b>	<b>1558</b>
<b>LIGHT MOTOR VEHICLES</b>														
3 SEATER (A/R)	2371	6	4	6	5	6	5	9	7	5	12	10	4	<b>2450</b>
4 TO SIX SEATER	313	0	0	0	0	0	0	0	0	0	0	0	0	<b>313</b>
<b>TOTAL</b>	<b>2684</b>	<b>6</b>	<b>4</b>	<b>6</b>	<b>5</b>	<b>6</b>	<b>5</b>	<b>9</b>	<b>7</b>	<b>5</b>	<b>12</b>	<b>10</b>	<b>4</b>	<b>2763</b>
OTHER VEHICLE	1215	0	0	0	0	0	1	2	2	2	10	19	14	<b>1265</b>
<b>TOTAL TRANSPORT</b>	<b>12513</b>	<b>88</b>	<b>78</b>	<b>86</b>	<b>74</b>	<b>78</b>	<b>47</b>	<b>70</b>	<b>55</b>	<b>38</b>	<b>73</b>	<b>79</b>	<b>70</b>	<b>13349</b>
<b>GRAND TOTAL (TRANS+NON-TRANSP)</b>	<b>192312</b>	<b>1759</b>	<b>1805</b>	<b>1799</b>	<b>1822</b>	<b>1760</b>	<b>674</b>	<b>867</b>	<b>761</b>	<b>688</b>	<b>586</b>	<b>1325</b>	<b>1502</b>	<b>207660</b>

## 16. Chitradurga (KA-16)

TYPE OF VEHICLES	TOTAL AS ON 31-03-2018	VEHICLES NEWLY REGISTERED IN THE YEAR 2018-19											TOTAL AS ON 31-03-2019	
		Apr-18	May-18	Jun-18	Jul-18	Aug-18	Sep-18	Oct-18	Nov-18	Dec-18	Jan-19	Feb-19		Mar-19
<b>NON TRANSPORT VEHICLE</b>														
TWO WHEELERS	213572	1923	1965	2035	2102	936	1723	1932	2294	1658	1749	1786	2148	<b>235823</b>
CAR	9628	153	143	138	123	77	153	172	151	115	182	131	130	<b>9628</b>
JEEP	842	0	0	0	0	0	0	0	0	0	0	0	0	<b>842</b>
OMNI BUS	502	0	0	0	0	0	0	0	0	0	0	0	0	<b>502</b>
TRACTOR	19584	117	86	88	87	0	88	176	190	162	179	151	166	<b>21074</b>
TRAILOR	12190	49	35	33	31	0	6	11	15	36	51	53	70	<b>12580</b>
CONSTRN EQUIPMENT VEHICLE	234	8	0	0	0	0	0	0	1	0	0	0	0	<b>243</b>
OTHER VEHICLE	4205	0	0	0	0	0	0	0	16	0	0	0	0	<b>4221</b>
<b>TOTAL NON-TRANSPORT</b>	<b>263882</b>	<b>2250</b>	<b>2229</b>	<b>2294</b>	<b>2343</b>	<b>1013</b>	<b>1970</b>	<b>2291</b>	<b>2667</b>	<b>1971</b>	<b>2161</b>	<b>2121</b>	<b>2514</b>	<b>289706</b>
<b>TRANSPORT VEHICLES</b>														
MULTIAXLED/ARTICULATED	1773	0	1	0	0	48	6	41	39	39	47	43	52	<b>2089</b>
TRUCKS&LORRIES	9229	57	56	37	42	10	30	13	5	5	13	6	11	<b>9514</b>
<b>TOTAL</b>	<b>11002</b>	<b>57</b>	<b>57</b>	<b>37</b>	<b>42</b>	<b>58</b>	<b>36</b>	<b>54</b>	<b>44</b>	<b>44</b>	<b>60</b>	<b>49</b>	<b>63</b>	<b>11603</b>
<b>LMV GOODS</b>														
4 WHEELERS	6371	0	99	70	85	47	139	98	104	74	104	85	102	<b>7378</b>
3 WHEELERS	5057	93	15	14	12	0	19	17	21	16	40	23	22	<b>5349</b>
<b>TOTAL</b>	<b>11428</b>	<b>93</b>	<b>114</b>	<b>84</b>	<b>97</b>	<b>47</b>	<b>158</b>	<b>115</b>	<b>125</b>	<b>90</b>	<b>144</b>	<b>108</b>	<b>124</b>	<b>12727</b>
<b>BUSES</b>														
STAGE CARRIAGES	133	2	0	0	0	0	1	0	1	0	0	0	0	<b>137</b>
CONTRACT CARRIAGES	28	0	0	0	0	0	0	1	1	0	2	2	0	<b>34</b>
PRIVATE SERVICE VEHICLE	340	0	0	2	1	1	0	0	0	0	1	0	0	<b>345</b>
EDUNL INSTITUTION BUS	12	0	1	12	8	0	2	2	2	1	0	0	2	<b>42</b>
OTHER BUSES	10	0	0	0	0	0	0	0	0	1	0	1	0	<b>12</b>
<b>TOTAL</b>	<b>523</b>	<b>2</b>	<b>1</b>	<b>14</b>	<b>9</b>	<b>1</b>	<b>3</b>	<b>3</b>	<b>4</b>	<b>2</b>	<b>3</b>	<b>3</b>	<b>2</b>	<b>570</b>
<b>TAXIES</b>														
MOTOR CAB	4029	88	61	52	52	0	59	43	43	31	35	27	55	<b>4575</b>
MAXI CAB	2737	10	8	8	6	0	8	8	8	4	8	5	8	<b>2818</b>
OTHER TAXI	12	0	0	0	0	0	0	0	0	0	0	0	0	<b>12</b>
<b>TOTAL</b>	<b>6778</b>	<b>98</b>	<b>69</b>	<b>60</b>	<b>58</b>	<b>0</b>	<b>67</b>	<b>51</b>	<b>51</b>	<b>35</b>	<b>43</b>	<b>32</b>	<b>63</b>	<b>7405</b>
<b>LIGHT MOTOR VEHICLES</b>														
3 SEATER (A/R)	5944	38	45	70	69	0	164	133	112	71	86	77	95	<b>6904</b>
4 TO SIX SEATER	294	0	0	0	0	0	10	0	0	0	0	0	0	<b>304</b>
<b>TOTAL</b>	<b>6238</b>	<b>38</b>	<b>45</b>	<b>70</b>	<b>69</b>	<b>0</b>	<b>174</b>	<b>133</b>	<b>112</b>	<b>71</b>	<b>86</b>	<b>77</b>	<b>95</b>	<b>7208</b>
OTHER VEHICLE	5633	3	0	2	1	5	4	0	8	0	8	16	0	<b>5680</b>
<b>TOTAL TRANSPORT</b>	<b>41602</b>	<b>291</b>	<b>286</b>	<b>267</b>	<b>276</b>	<b>111</b>	<b>442</b>	<b>356</b>	<b>344</b>	<b>242</b>	<b>344</b>	<b>285</b>	<b>347</b>	<b>45193</b>
<b>GRAND TOTAL(TRANS+NON-TRANSP)</b>	<b>305484</b>	<b>2541</b>	<b>2515</b>	<b>2561</b>	<b>2619</b>	<b>1124</b>	<b>2412</b>	<b>2647</b>	<b>3011</b>	<b>2213</b>	<b>2505</b>	<b>2406</b>	<b>2861</b>	<b>334899</b>

## 17. Davanagere (KA-17)

TYPE OF VEHICLES	TOTAL AS ON 31-03-2018	VEHICLES NEWLY REGISTERED IN THE YEAR 2018-19												TOTAL AS ON 31-03-2019
		Apr-18	May-18	Jun-18	Jul-18	Aug-18	Sep-18	Oct-18	Nov-18	Dec-18	Jan-19	Feb-19	Mar-19	
<b>NON TRANSPORT VEHICLE</b>														
TWO WHEELERS	404446	3203	3251	2603	2123	2586	2989	2405	2820	2931	2210	2054	2329	<b>435950</b>
CAR	34790	352	367	324	315	286	211	231	357	285	409	189	273	<b>38389</b>
JEEP	993	0	0	0	0	0	0	0	0	0	0	0	0	<b>993</b>
OMNI BUS	726	0	0	0	0	0	0	0	0	0	0	0	0	<b>726</b>
TRACTOR	34057	183	192	168	178	0	176	171	170	221	201	212	204	<b>36133</b>
TRAILOR	22519	51	61	42	32	0	13	24	13	13	19	25	26	<b>22838</b>
CONSTRN EQUIPMENT VEHICLE	274	0	0	0	0	0	0	0	0	0	0	0	0	<b>274</b>
OTHER VEHICLE	1655	0	0	0	0	0	0	0	0	0	0	0	0	<b>1655</b>
<b>TOTAL NON-TRANSPORT</b>	<b>499460</b>	<b>3789</b>	<b>3871</b>	<b>3137</b>	<b>2648</b>	<b>2872</b>	<b>3389</b>	<b>2831</b>	<b>3360</b>	<b>3450</b>	<b>2839</b>	<b>2480</b>	<b>2832</b>	<b>536958</b>
<b>TRANSPORT VEHICLES</b>														
MULTIAXLED/ARTICULATED	1033	22	25	13	21	17	11	24	13	12	7	25	12	<b>1235</b>
TRUCKS&LORRIES	5406	12	14	8	9	31	27	25	23	36	28	21	22	<b>5662</b>
<b>TOTAL</b>	<b>6439</b>	<b>34</b>	<b>39</b>	<b>21</b>	<b>30</b>	<b>48</b>	<b>38</b>	<b>49</b>	<b>36</b>	<b>48</b>	<b>35</b>	<b>46</b>	<b>34</b>	<b>6897</b>
<b>LMV GOODS</b>														
4 WHEELERS	5958	93	98	71	69	64	92	59	63	61	45	42	48	<b>6763</b>
3 WHEELERS	4265	31	42	25	31	0	35	27	29	34	43	54	42	<b>4658</b>
<b>TOTAL</b>	<b>10223</b>	<b>124</b>	<b>140</b>	<b>96</b>	<b>100</b>	<b>64</b>	<b>127</b>	<b>86</b>	<b>92</b>	<b>95</b>	<b>88</b>	<b>96</b>	<b>90</b>	<b>11421</b>
<b>BUSES</b>														
STAGE CARRIAGES	727	8	7	0	0	0	0	0	0	0	0	4	0	<b>746</b>
CONTRACT CARRIAGES	26	0	0	0	0	0	0	0	0	0	0	0	0	<b>26</b>
PRIVATE SERVICE VEHICLE	339	0	0	0	0	6	0	0	0	0	0	0	0	<b>345</b>
EDUNL INSTITUTION BUS	250	2	1	20	15	0	4	12	6	2	1	0	0	<b>313</b>
OTHER BUSES	1646	0	0	4	2	0	4	0	0	0	0	2	0	<b>1658</b>
<b>TOTAL</b>	<b>2988</b>	<b>10</b>	<b>8</b>	<b>24</b>	<b>17</b>	<b>6</b>	<b>8</b>	<b>12</b>	<b>6</b>	<b>2</b>	<b>1</b>	<b>6</b>	<b>0</b>	<b>3088</b>
<b>TAXIES</b>														
MOTOR CAB	3422	52	57	46	51	0	26	32	34	41	54	23	26	<b>3864</b>
MAXI CAB	2501	12	15	17	15	0	3	7	11	15	18	19	14	<b>2647</b>
OTHER TAXI	319	0	0	0	0	0	0	0	0	0	0	0	0	<b>319</b>
<b>TOTAL</b>	<b>6242</b>	<b>64</b>	<b>72</b>	<b>63</b>	<b>66</b>	<b>0</b>	<b>29</b>	<b>39</b>	<b>45</b>	<b>56</b>	<b>72</b>	<b>42</b>	<b>40</b>	<b>6830</b>
<b>LIGHT MOTOR VEHICLES</b>														
3 SEATER (A/R)	12077	121	132	132	125	0	116	137	127	108	102	115	108	<b>13400</b>
4 TO SIX SEATER	256	0	0	0	0	0	0	0	0	0	0	0	0	<b>256</b>
<b>TOTAL</b>	<b>12333</b>	<b>121</b>	<b>132</b>	<b>132</b>	<b>125</b>	<b>0</b>	<b>116</b>	<b>137</b>	<b>127</b>	<b>108</b>	<b>102</b>	<b>115</b>	<b>108</b>	<b>13656</b>
OTHER VEHICLE	2766	0	0	1	2	4	0	0	0	0	0	0	0	<b>2773</b>
<b>TOTAL TRANSPORT</b>	<b>40991</b>	<b>353</b>	<b>391</b>	<b>337</b>	<b>340</b>	<b>122</b>	<b>318</b>	<b>323</b>	<b>306</b>	<b>309</b>	<b>298</b>	<b>305</b>	<b>272</b>	<b>44665</b>
<b>GRAND TOTAL (TRANS+NON-TRANSP)</b>	<b>540451</b>	<b>4142</b>	<b>4262</b>	<b>3474</b>	<b>2988</b>	<b>2994</b>	<b>3707</b>	<b>3154</b>	<b>3666</b>	<b>3759</b>	<b>3137</b>	<b>2785</b>	<b>3104</b>	<b>581623</b>

## 18. Chikmagalur (KA-18)

TYPE OF VEHICLES	TOTAL AS ON 31-03-2018	VEHICLES NEWLY REGISTERED IN THE YEAR 2018-19											TOTAL AS ON 31-03-2019	
		Apr-18	May-18	Jun-18	Jul-18	Aug-18	Sep-18	Oct-18	Nov-18	Dec-18	Jan-19	Feb-19		Mar-19
<b>NON TRANSPORT VEHICLE</b>														
TWO WHEELERS	205806	986	992	603	705	554	705	699	781	628	793	808	854	<b>214914</b>
CAR	30842	168	172	141	116	76	116	115	146	97	199	158	146	<b>32492</b>
JEEP	1979	3	2	36	4	26	4	37	36	15	26	25	5	<b>2198</b>
OMNI BUS	3762	0	0	0	4	0	4	0	0	2	1	0	0	<b>3773</b>
TRACTOR	16132	35	37	3	20	0	20	32	34	32	42	60	55	<b>16502</b>
TRAILOR	11067	14	16	3	6	0	6	5	12	10	10	12	12	<b>11173</b>
CONSTRN EQUIPMENT VEHICLE	777	0	0	0	2	0	2	0	0	0	0	0	1	<b>782</b>
OTHER VEHICLE	2793	0	0	0	0	0	0	0	0	0	0	0	0	<b>2793</b>
<b>TOTAL NON-TRANSPORT</b>	<b>273158</b>	<b>1206</b>	<b>1219</b>	<b>786</b>	<b>857</b>	<b>656</b>	<b>857</b>	<b>888</b>	<b>1009</b>	<b>784</b>	<b>1071</b>	<b>1063</b>	<b>1073</b>	<b>284627</b>
<b>TRANSPORT VEHICLES</b>														
MULTIAXLED/ARTICULATED	89	0	0	0	0	4	0	0	0	0	0	0	0	<b>93</b>
TRUCKS&LORRIES	4099	0	0	2	8	1	8	9	7	7	5	18	1	<b>4165</b>
<b>TOTAL</b>	<b>4188</b>	<b>0</b>	<b>0</b>	<b>2</b>	<b>8</b>	<b>5</b>	<b>8</b>	<b>9</b>	<b>7</b>	<b>7</b>	<b>5</b>	<b>18</b>	<b>1</b>	<b>4258</b>
<b>LMV GOODS</b>														
4 WHEELERS	7778	38	40	46	42	55	42	49	68	49	67	62	39	<b>8375</b>
3 WHEELERS	3578	10	12	7	32	0	32	12	4	4	9	10	8	<b>3718</b>
<b>TOTAL</b>	<b>11356</b>	<b>48</b>	<b>52</b>	<b>53</b>	<b>74</b>	<b>55</b>	<b>74</b>	<b>61</b>	<b>72</b>	<b>53</b>	<b>76</b>	<b>72</b>	<b>47</b>	<b>12093</b>
<b>BUSES</b>														
STAGE CARRIAGES	653	0	0	3	0	0	0	0	1	0	0	0	0	<b>657</b>
CONTRACT CARRIAGES	17	0	0	0	0	0	0	0	0	0	0	0	0	<b>17</b>
PRIVATE SERVICE VEHICLE	253	0	0	0	4	0	4	0	0	0	0	0	0	<b>261</b>
EDUNL INSTITUTION BUS	47	0	0	1	0	0	0	0	5	0	0	0	0	<b>53</b>
OTHER BUSES	241	4	3	0	0	0	0	1	3	0	0	0	0	<b>252</b>
<b>TOTAL</b>	<b>1211</b>	<b>4</b>	<b>3</b>	<b>4</b>	<b>4</b>	<b>0</b>	<b>4</b>	<b>1</b>	<b>9</b>	<b>0</b>	<b>0</b>	<b>0</b>	<b>0</b>	<b>1240</b>
<b>TAXIES</b>														
MOTOR CAB	2108	18	17	0	8	0	8	9	9	12	4	16	11	<b>2220</b>
MAXI CAB	1214	2	1	4	12	0	12	0	1	0	2	0	6	<b>1254</b>
OTHER TAXI	561	0	0	0	0	0	0	0	0	0	0	0	0	<b>561</b>
<b>TOTAL</b>	<b>3883</b>	<b>20</b>	<b>18</b>	<b>4</b>	<b>20</b>	<b>0</b>	<b>20</b>	<b>9</b>	<b>10</b>	<b>12</b>	<b>6</b>	<b>16</b>	<b>17</b>	<b>4035</b>
<b>LIGHT MOTOR VEHICLES</b>														
3 SEATER (A/R)	8531	26	31	37	24	0	24	48	27	16	15	43	34	<b>8856</b>
4 TO SIX SEATER	288	0	0	2	0	0	0	0	0	0	0	0	0	<b>290</b>
<b>TOTAL</b>	<b>8819</b>	<b>26</b>	<b>31</b>	<b>39</b>	<b>24</b>	<b>0</b>	<b>24</b>	<b>48</b>	<b>27</b>	<b>16</b>	<b>15</b>	<b>43</b>	<b>34</b>	<b>9146</b>
OTHER VEHICLE	3133	40	45	0	27	66	27	0	0	0	0	0	0	<b>3338</b>
<b>TOTAL TRANSPORT</b>	<b>32590</b>	<b>138</b>	<b>149</b>	<b>102</b>	<b>157</b>	<b>126</b>	<b>157</b>	<b>128</b>	<b>125</b>	<b>119</b>	<b>102</b>	<b>149</b>	<b>99</b>	<b>34141</b>
<b>GRAND TOTAL (TRANS+NON-TRANSP)</b>	<b>305748</b>	<b>1344</b>	<b>1368</b>	<b>888</b>	<b>1014</b>	<b>782</b>	<b>1014</b>	<b>1016</b>	<b>1134</b>	<b>903</b>	<b>1173</b>	<b>1212</b>	<b>1172</b>	<b>318768</b>

## 19. Mangaluru (KA-19)

TYPE OF VEHICLES	TOTAL AS ON 31-03-2018	VEHICLES NEWLY REGISTERED IN THE YEAR 2018-19												TOTAL AS ON 31-03-2019
		Apr-18	May-18	Jun-18	Jul-18	Aug-18	Sep-18	Oct-18	Nov-18	Dec-18	Jan-19	Feb-19	Mar-19	
<b>NON TRANSPORT VEHICLE</b>														
TWO WHEELERS	356310	2415	2652	2571	2612	2033	2893	3298	2808	1342	3276	2651	2800	<b>387661</b>
CAR	98365	721	802	795	803	759	706	735	684	347	1253	637	687	<b>107294</b>
JEEP	4208	0	0	0	0	0	4	0	0	0	0	0	0	<b>4212</b>
OMNI BUS	3343	0	0	0	0	0	0	0	0	0	0	0	0	<b>3343</b>
TRACTOR	2494	0	0	0	0	0	20	0	0	0	0	3	3	<b>2520</b>
TRAILOR	2564	0	0	0	0	0	5	0	0	0	0	0	0	<b>2569</b>
CONSTRN EQUIPMENT VEHICLE	783	0	0	0	0	0	2	0	0	0	12	4	5	<b>806</b>
OTHER VEHICLE	2543	2	3	2	3	0	0	8	7	6	0	3	2	<b>2579</b>
<b>TOTAL NON-TRANSPORT</b>	<b>470610</b>	<b>3138</b>	<b>3457</b>	<b>3368</b>	<b>3418</b>	<b>2792</b>	<b>3630</b>	<b>4041</b>	<b>3499</b>	<b>1695</b>	<b>4541</b>	<b>3298</b>	<b>3497</b>	<b>510984</b>
<b>TRANSPORT VEHICLES</b>														
MULTIAXLED/ARTICULATED	2655	11	11	10	12	111	0	6	10	11	14	31	16	<b>2898</b>
TRUCKS&LORRIES	16910	12	10	9	6	4	5	123	35	11	30	15	18	<b>17188</b>
<b>TOTAL</b>	<b>19565</b>	<b>23</b>	<b>21</b>	<b>19</b>	<b>18</b>	<b>115</b>	<b>5</b>	<b>129</b>	<b>45</b>	<b>22</b>	<b>44</b>	<b>46</b>	<b>34</b>	<b>20086</b>
<b>LMV GOODS</b>														
4 WHEELERS	7810	84	79	82	84	35	35	0	0	50	99	87	107	<b>8552</b>
3 WHEELERS	3906	13	16	14	14	0	35	12	5	8	18	8	11	<b>4060</b>
<b>TOTAL</b>	<b>11716</b>	<b>97</b>	<b>95</b>	<b>96</b>	<b>98</b>	<b>35</b>	<b>70</b>	<b>12</b>	<b>5</b>	<b>58</b>	<b>117</b>	<b>95</b>	<b>118</b>	<b>12612</b>
<b>BUSES</b>														
STAGE CARRIAGES	2147	0	0	0	0	0	0	5	2	3	2	6	5	<b>2170</b>
CONTRACT CARRIAGES	143	0	0	0	0	0	0	0	0	0	0	0	0	<b>143</b>
PRIVATE SERVICE VEHICLE	1487	0	0	0	0	0	5	0	0	0	0	0	1	<b>1493</b>
EDUNL INSTITUTION BUS	457	4	3	4	3	0	0	3	2	5	2	2	1	<b>486</b>
OTHER BUSES	789	6	4	0	0	0	0	0	0	0	1	0	0	<b>800</b>
<b>TOTAL</b>	<b>5023</b>	<b>10</b>	<b>7</b>	<b>4</b>	<b>3</b>	<b>0</b>	<b>5</b>	<b>8</b>	<b>4</b>	<b>8</b>	<b>5</b>	<b>8</b>	<b>7</b>	<b>5092</b>
<b>TAXIES</b>														
MOTOR CAB	8625	4	11	12	11	0	10	13	15	1	19	19	29	<b>8769</b>
MAXI CAB	5780	59	22	23	22	0	12	0	4	0	3	6	8	<b>5939</b>
OTHER TAXI	34	0	0	0	0	0	0	0	0	0	2	0	0	<b>36</b>
<b>TOTAL</b>	<b>14439</b>	<b>63</b>	<b>33</b>	<b>35</b>	<b>33</b>	<b>0</b>	<b>22</b>	<b>13</b>	<b>19</b>	<b>1</b>	<b>24</b>	<b>25</b>	<b>37</b>	<b>14744</b>
<b>LIGHT MOTOR VEHICLES</b>														
3 SEATER (A/R)	18508	132	135	142	123	0	20	109	155	70	125	128	119	<b>19766</b>
4 TO SIX SEATER	1155	0	0	0	0	0	0	0	0	9	0	0	0	<b>1164</b>
<b>TOTAL</b>	<b>19663</b>	<b>132</b>	<b>135</b>	<b>142</b>	<b>123</b>	<b>0</b>	<b>20</b>	<b>109</b>	<b>155</b>	<b>79</b>	<b>125</b>	<b>128</b>	<b>119</b>	<b>20930</b>
OTHER VEHICLE	7467	6	4	5	4	18	15	1	0	0	1	0	4	<b>7525</b>
<b>TOTAL TRANSPORT</b>	<b>77873</b>	<b>331</b>	<b>295</b>	<b>301</b>	<b>279</b>	<b>168</b>	<b>137</b>	<b>272</b>	<b>228</b>	<b>170</b>	<b>316</b>	<b>302</b>	<b>319</b>	<b>80991</b>
<b>GRAND TOTAL (TRANS+NON-TRANSP)</b>	<b>548483</b>	<b>3469</b>	<b>3752</b>	<b>3669</b>	<b>3697</b>	<b>2960</b>	<b>3767</b>	<b>3785</b>	<b>3785</b>	<b>1865</b>	<b>4857</b>	<b>3600</b>	<b>3816</b>	<b>591505</b>



## 20. Udupi (KA-20)

TYPE OF VEHICLES	TOTAL AS ON 31-03-2018	VEHICLES NEWLY REGISTERED IN THE YEAR 2018-19											TOTAL AS ON 31-03-2019	
		Apr-18	May-18	Jun-18	Jul-18	Aug-18	Sep-18	Oct-18	Nov-18	Dec-18	Jan-19	Feb-19		Mar-19
<b>NON TRANSPORT VEHICLE</b>														
TWO WHEELERS	278830	1672	1689	1344	1425	1612	1800	1923	2063	1306	2324	1980	1589	299557
CAR	54870	442	448	528	497	458	451	531	516	256	782	429	452	60660
JEEP	1132	0	0	0	0	0	0	0	0	0	0	0	0	1132
OMNI BUS	1823	0	0	0	0	0	0	0	0	0	0	0	0	1823
TRACTOR	4363	3	2	1	2	0	1	5	7	0	7	2	3	4396
TRAILOR	166	0	0	1	0	0	0	0	0	0	0	0	0	167
CONSTRN EQUIPMENT VEHICLE	5	0	0	0	0	0	2	3	4	7	8	3	4	36
OTHER VEHICLE	1010	2	2	3	3	0	2	2	0	0	1	1	1	1027
<b>TOTAL NON-TRANSPORT</b>	<b>342199</b>	<b>2119</b>	<b>2141</b>	<b>1877</b>	<b>1927</b>	<b>2070</b>	<b>2256</b>	<b>2464</b>	<b>2590</b>	<b>1569</b>	<b>3122</b>	<b>2415</b>	<b>2049</b>	<b>368798</b>
<b>TRANSPORT VEHICLES</b>								0						
MULTIAXLED/ARTICULATED	854	0	0	0	0	22	0	0	0	0	0	0	0	876
TRUCKS&LORRIES	5938	12	10	19	12	0	13	25	33	13	26	10	25	6136
<b>TOTAL</b>	<b>6792</b>	<b>12</b>	<b>10</b>	<b>19</b>	<b>12</b>	<b>22</b>	<b>13</b>	<b>25</b>	<b>33</b>	<b>13</b>	<b>26</b>	<b>10</b>	<b>25</b>	<b>7012</b>
<b>LMV GOODS</b>														
4 WHEELERS	9649	64	66	63	69	68	104	102	117	61	121	71	75	10630
3 WHEELERS	2237	0	0	0	0	0	0	4	0	0	0	0	0	2241
<b>TOTAL</b>	<b>11886</b>	<b>64</b>	<b>66</b>	<b>63</b>	<b>69</b>	<b>68</b>	<b>104</b>	<b>106</b>	<b>117</b>	<b>61</b>	<b>121</b>	<b>71</b>	<b>75</b>	<b>12871</b>
<b>BUSES</b>														
STAGE CARRIAGES	1089	3	4	0	3	0	3	4	10	5	8	18	14	1161
CONTRACT CARRIAGES	78	0	0	0	0	0	0	0	0	0	0	0	0	78
PRIVATE SERVICE VEHICLE	578	0	0	1	0	0	2	1	2	1	0	0	0	585
EDUNL INSTITUTION BUS	815	5	7	22	21	0	7	2	1	8	2	1	0	891
OTHER BUSES	77	0	0	0	0	0	0	0	0	0	0	0	0	77
<b>TOTAL</b>	<b>2637</b>	<b>8</b>	<b>11</b>	<b>23</b>	<b>24</b>	<b>0</b>	<b>12</b>	<b>7</b>	<b>13</b>	<b>14</b>	<b>10</b>	<b>19</b>	<b>14</b>	<b>2792</b>
<b>TAXIES</b>														
MOTOR CAB	4690	32	36	21	32	0	21	32	20	15	15	18	27	4959
MAXI CAB	2029	0	0	4	5	0	0	0	0	0	1	0	0	2039
OTHER TAXI	11	0	0	0	0	0	0	0	0	0	0	0	0	11
<b>TOTAL</b>	<b>6730</b>	<b>32</b>	<b>36</b>	<b>25</b>	<b>37</b>	<b>0</b>	<b>21</b>	<b>32</b>	<b>20</b>	<b>15</b>	<b>16</b>	<b>18</b>	<b>27</b>	<b>7009</b>
<b>LIGHT MOTOR VEHICLES</b>														
3 SEATER (A/R)	13926	74	75	77	72	0	142	150	154	70	139	136	126	15141
4 TO SIX SEATER	465	0	0	0	0	0	0	0	0	0	0	0	0	465
<b>TOTAL</b>	<b>14391</b>	<b>74</b>	<b>75</b>	<b>77</b>	<b>72</b>	<b>0</b>	<b>142</b>	<b>150</b>	<b>154</b>	<b>70</b>	<b>139</b>	<b>136</b>	<b>126</b>	<b>15606</b>
OTHER VEHICLE	4756	1	1	0	1	13	0	0	0	0	0	0	0	4772
<b>TOTAL TRANSPORT</b>	<b>47192</b>	<b>191</b>	<b>199</b>	<b>207</b>	<b>215</b>	<b>103</b>	<b>292</b>	<b>320</b>	<b>337</b>	<b>173</b>	<b>312</b>	<b>254</b>	<b>267</b>	<b>50062</b>
<b>GRAND TOTAL (TRANS+NON-TRANSP)</b>	<b>389391</b>	<b>2310</b>	<b>2340</b>	<b>2084</b>	<b>2142</b>	<b>2173</b>	<b>2548</b>	<b>2784</b>	<b>2927</b>	<b>1742</b>	<b>3434</b>	<b>2669</b>	<b>2316</b>	<b>418860</b>

## 21. Puttur (KA-21)

TYPE OF VEHICLES	TOTAL AS ON 31-03-2018	VEHICLES NEWLY REGISTERED IN THE YEAR 2018-19												TOTAL AS ON 31-03-2019
		Apr-18	May-18	Jun-18	Jul-18	Aug-18	Sep-18	Oct-18	Nov-18	Dec-18	Jan-19	Feb-19	Mar-19	
<b>NON TRANSPORT VEHICLE</b>														
TWO WHEELERS	163575	647	1175	854	708	613	673	816	949	708	811	820	780	173129
CAR	37431	158	241	273	189	138	145	160	200	79	290	193	182	39679
JEEP	3171	0	5	0	0	0	0	0	0	0	0	0	0	3176
OMNI BUS	1919	0	3	2	0	0	0	0	0	2	6	9	8	1949
TRACTOR	4917	0	0	0	0	3	0	0	1	0	1	0	0	4922
TRAILOR	5129	0	0	0	0	1	0	0	0	0	0	0	0	5130
CONSTRN EQUIPMENT VEHICLE	366	0	0	0	0	0	0	0	3	0	1	3	1	374
OTHER VEHICLE	1967	4	0	1	14	14	12	9	0	0	0	0	0	2021
<b>TOTAL NON-TRANSPORT</b>	<b>218475</b>	<b>809</b>	<b>1424</b>	<b>1130</b>	<b>911</b>	<b>769</b>	<b>830</b>	<b>985</b>	<b>1153</b>	<b>789</b>	<b>1109</b>	<b>1025</b>	<b>971</b>	<b>230380</b>
<b>TRANSPORT VEHICLES</b>														
MULTIAXLED/ARTICULATED	538	0	0	0	0	0	0	0	0	0	0	0	0	538
TRUCKS&LORRIES	5395	0	0	6	0	5	3	4	5	0	5	5	4	5432
<b>TOTAL</b>	<b>5933</b>	<b>0</b>	<b>0</b>	<b>6</b>	<b>0</b>	<b>5</b>	<b>3</b>	<b>4</b>	<b>5</b>	<b>0</b>	<b>5</b>	<b>5</b>	<b>4</b>	<b>5970</b>
<b>LMV GOODS</b>														
4 WHEELERS	2313	2	1	2	43	8	12	0	41	13	37	32	36	2540
3 WHEELERS	2759	43	52	32	5	30	23	30	1	1	3	4	0	2983
<b>TOTAL</b>	<b>5072</b>	<b>45</b>	<b>53</b>	<b>34</b>	<b>48</b>	<b>38</b>	<b>35</b>	<b>30</b>	<b>42</b>	<b>14</b>	<b>40</b>	<b>36</b>	<b>36</b>	<b>5523</b>
<b>BUSES</b>														
STAGE CARRIAGES	566	2	1	6	8	4	2	0	0	4	0	0	0	593
CONTRACT CARRIAGES	14	0	0	0	0	0	0	0	1	0	0	0	0	15
PRIVATE SERVICE VEHICLE	571	0	0	0	0	0	0	0	0	0	0	0	0	571
EDUNL INSTITUTION BUS	116	0	0	0	0	0	0	0	0	0	0	1	0	117
OTHER BUSES	297	0	0	0	0	0	0	0	0	0	0	0	0	297
<b>TOTAL</b>	<b>1564</b>	<b>2</b>	<b>1</b>	<b>6</b>	<b>8</b>	<b>4</b>	<b>2</b>	<b>0</b>	<b>1</b>	<b>4</b>	<b>0</b>	<b>1</b>	<b>0</b>	<b>1593</b>
<b>TAXIES</b>														
MOTOR CAB	4065	5	19	13	13	10	7	0	9	7	2	7	14	4171
MAXI CAB	2250	2	0	0	3	3	1	1	0	0	0	0	3	2263
OTHER TAXI	12	0	0	0	0	0	0	3	0	0	0	0	0	15
<b>TOTAL</b>	<b>6327</b>	<b>7</b>	<b>19</b>	<b>13</b>	<b>16</b>	<b>13</b>	<b>8</b>	<b>4</b>	<b>9</b>	<b>7</b>	<b>2</b>	<b>7</b>	<b>17</b>	<b>6449</b>
<b>LIGHT MOTOR VEHICLES</b>														
3 SEATER (A/R)	10112	48	62	62	93	75	64	71	85	19	51	52	82	10876
4 TO SIX SEATER	567	0	0	0	0	0	0	0	0	0	0	0	0	567
<b>TOTAL</b>	<b>10679</b>	<b>48</b>	<b>62</b>	<b>62</b>	<b>93</b>	<b>75</b>	<b>64</b>	<b>71</b>	<b>85</b>	<b>19</b>	<b>51</b>	<b>52</b>	<b>82</b>	<b>11443</b>
OTHER VEHICLE	3130	0	0	0	0	0	0	0	0	1	0	0	0	3131
<b>TOTAL TRANSPORT</b>	<b>32705</b>	<b>102</b>	<b>135</b>	<b>121</b>	<b>165</b>	<b>135</b>	<b>112</b>	<b>109</b>	<b>142</b>	<b>45</b>	<b>98</b>	<b>101</b>	<b>139</b>	<b>34109</b>
<b>GRAND TOTAL(TRANS+NON-TRANSP)</b>	<b>251180</b>	<b>911</b>	<b>1559</b>	<b>1251</b>	<b>1076</b>	<b>904</b>	<b>942</b>	<b>1094</b>	<b>1295</b>	<b>834</b>	<b>1207</b>	<b>1126</b>	<b>1110</b>	<b>264489</b>

## 22. Belgaum (KA-22)

TYPE OF VEHICLES	TOTAL AS ON 31-03-2018	VEHICLES NEWLY REGISTERED IN THE YEAR 2018-19											TOTAL AS ON 31-03-2019	
		Apr-18	May-18	Jun-18	Jul-18	Aug-18	Sep-18	Oct-18	Nov-18	Dec-18	Jan-19	Feb-19		Mar-19
<b>NON TRANSPORT VEHICLE</b>														
TWO WHEELERS	310448	2779	2538	2154	2257	2086	1334	1499	1864	2800	3092	1809	2082	336742
CAR	36962	425	360	282	314	300	298	184	254	310	241	255	292	40477
JEEP	886	1	0	1	2	3	9	0	0	0	2	2	0	906
OMNI BUS	5925	20	12	8	18	39	17	0	0	21	18	1	27	6106
TRACTOR	10343	16	0	0	0	0	16	0	11	17	17	23	29	10472
TRAILOR	6846	15	0	0	0	0	8	1	0	21	14	12	17	6934
CONSTRN EQUIPMENT VEHICLE	65	0	0	0	0	0	4	2	3	2	0	2	6	84
OTHER VEHICLE	1150	2	0	0	0	0	3	2	2	0	0	0	0	1159
<b>TOTAL NON-TRANSPORT</b>	<b>372625</b>	<b>3258</b>	<b>2910</b>	<b>2445</b>	<b>2591</b>	<b>2428</b>	<b>1689</b>	<b>1688</b>	<b>2134</b>	<b>3171</b>	<b>3384</b>	2104	<b>2453</b>	<b>402880</b>
<b>TRANSPORT VEHICLES</b>														
MULTIAXLED/ARTICULATED	1883	2	0	0	0	36	25	0	0	0	8	37	41	2032
TRUCKS&LORRIES	10068	41	53	51	42	11	21	144	142	34	43	71	13	10734
<b>TOTAL</b>	<b>11951</b>	<b>43</b>	<b>53</b>	<b>51</b>	<b>42</b>	<b>47</b>	<b>46</b>	<b>144</b>	<b>142</b>	<b>34</b>	<b>51</b>	108	<b>54</b>	<b>12766</b>
<b>LMV GOODS</b>														
4 WHEELERS	4463	51	65	57	77	73	50	42	0	57	61	65	64	5125
3 WHEELERS	799	1	0	0	0	0	3	0	6	0	0	0	0	809
<b>TOTAL</b>	<b>5262</b>	<b>52</b>	<b>65</b>	<b>57</b>	<b>77</b>	<b>73</b>	<b>53</b>	<b>42</b>	<b>6</b>	<b>57</b>	<b>61</b>	65	<b>64</b>	<b>5934</b>
<b>BUSES</b>														
STAGE CARRIAGES	1310	5	0	0	0	0	4	0	0	2	0	0	0	1321
CONTRACT CARRIAGES	101	0	0	0	0	0	0	0	0	0	0	0	0	101
PRIVATE SERVICE VEHICLE	133	2	0	3	3	4	0	0	0	0	0	0	0	145
EDUNL INSTITUTION BUS	120	1	0	0	0	0	7	1	0	2	0	0	0	131
OTHER BUSES	19	0	0	0	0	0	0	1	3	0	1	0	0	24
<b>TOTAL</b>	<b>1683</b>	<b>8</b>	<b>0</b>	<b>3</b>	<b>3</b>	<b>4</b>	<b>11</b>	<b>2</b>	<b>3</b>	<b>4</b>	<b>1</b>	0	<b>0</b>	<b>1722</b>
<b>TAXIES</b>														
MOTOR CAB	1904	9	0	0	0	0	16	13	18	13	6	12	41	2032
MAXI CAB	855	6	0	0	0	0	0	1	5	4	4	4	10	889
OTHER TAXI	10	0	0	0	0	0	0	0	0	0	0	0	0	10
<b>TOTAL</b>	<b>2769</b>	<b>15</b>	<b>0</b>	<b>0</b>	<b>0</b>	<b>0</b>	<b>16</b>	<b>14</b>	<b>23</b>	<b>17</b>	<b>10</b>	16	<b>51</b>	<b>2931</b>
<b>LIGHT MOTOR VEHICLES</b>														
3 SEATER (A/R)	8275	29	0	0	0	0	44	19	48	23	43	38	53	8572
4 TO SIX SEATER	145	0	0	0	0	0	0	0	0	0	0	0	0	145
<b>TOTAL</b>	<b>8420</b>	<b>29</b>	<b>0</b>	<b>0</b>	<b>0</b>	<b>0</b>	<b>44</b>	<b>19</b>	<b>48</b>	<b>23</b>	<b>43</b>	38	<b>53</b>	<b>8717</b>
OTHER VEHICLE	1427	3	71	113	128	90	0	0	0	4	1	0	2	1839
<b>TOTAL TRANSPORT</b>	<b>31512</b>	<b>150</b>	<b>189</b>	<b>224</b>	<b>250</b>	<b>214</b>	<b>170</b>	<b>221</b>	<b>222</b>	<b>139</b>	<b>167</b>	227	<b>224</b>	<b>33909</b>
<b>GRAND TOTAL (TRANS+NON-TRANSP)</b>	<b>404137</b>	<b>3408</b>	<b>3099</b>	<b>2669</b>	<b>2841</b>	<b>2642</b>	<b>1859</b>	<b>1909</b>	<b>2356</b>	<b>3310</b>	<b>3551</b>	2331	<b>2677</b>	<b>436789</b>

## 23. Chikkodi (KA-23)

TYPE OF VEHICLES	TOTAL AS ON 31-03-2018	VEHICLES NEWLY REGISTERED IN THE YEAR 2018-19											TOTAL AS ON 31-03-2019	
		Apr-18	May-18	Jun-18	Jul-18	Aug-18	Sep-18	Oct-18	Nov-18	Dec-18	Jan-19	Feb-19		Mar-19
<b>NON TRANSPORT VEHICLE</b>														
TWO WHEELERS	273303	2831	2926	1749	1986	1505	2017	2017	2039	3346	1967	1470	1423	298579
CAR	10273	82	108	83	77	74	85	85	120	125	89	67	80	11348
JEEP	829	0	0	1	0	0	0	0	0	0	0	0	0	830
OMNI BUS	5010	25	22	14	10	11	15	15	12	1	0	3	12	5150
TRACTOR	18493	0	0	129	132	109	67	67	34	70	151	117	70	19439
TRAILOR	23765	0	0	79	114	105	95	95	87	38	42	46	40	24506
CONSTRN EQUIPMENT VEHICLE	78	0	0	0	0	0	14	0	0	0	0	0	1	93
OTHER VEHICLE	1765	0	0	19	20	11	0	14	6	6	4	13	0	1858
<b>TOTAL NON-TRANSPORT</b>	<b>333516</b>	<b>2938</b>	<b>3056</b>	<b>2074</b>	<b>2339</b>	<b>1815</b>	<b>2293</b>	<b>2293</b>	<b>2298</b>	<b>3586</b>	<b>2253</b>	<b>1716</b>	<b>1626</b>	<b>361803</b>
<b>TRANSPORT VEHICLES</b>														
MULTIAXLED/ARTICULATED	722	0	0	7	5	15	8	12	6	4	11	3	17	810
TRUCKS&LORRIES	6998	27	23	7	4	7	5	1	8	9	2	9	13	7113
<b>TOTAL</b>	<b>7720</b>	<b>27</b>	<b>23</b>	<b>14</b>	<b>9</b>	<b>22</b>	<b>13</b>	<b>13</b>	<b>14</b>	<b>13</b>	<b>13</b>	<b>12</b>	<b>30</b>	<b>7923</b>
<b>LMV GOODS</b>														
4 WHEELERS	4369	86	73	62	69	57	59	59	59	92	71	63	46	5165
3 WHEELERS	594	0	0	3	0	3	1	1	1	2	11	1	0	617
<b>TOTAL</b>	<b>4963</b>	<b>86</b>	<b>73</b>	<b>65</b>	<b>69</b>	<b>60</b>	<b>60</b>	<b>60</b>	<b>60</b>	<b>94</b>	<b>82</b>	<b>64</b>	<b>46</b>	<b>5782</b>
<b>BUSES</b>														
STAGE CARRIAGES	1051	0	0	0	5	0	4	4	4	0	0	0	0	1068
CONTRACT CARRIAGES	8	0	0	0	0	0	0	0	0	0	0	0	0	8
PRIVATE SERVICE VEHICLE	2	0	0	0	0	0	0	0	0	0	0	0	0	2
EDUNL INSTITUTION BUS	237	0	0	9	13	13	3	3	3	0	0	1	4	286
OTHER BUSES	11	0	0	0	0	0	0	0	0	0	0	0	0	11
<b>TOTAL</b>	<b>1309</b>	<b>0</b>	<b>0</b>	<b>9</b>	<b>18</b>	<b>13</b>	<b>7</b>	<b>7</b>	<b>7</b>	<b>0</b>	<b>0</b>	<b>1</b>	<b>4</b>	<b>1375</b>
<b>TAXIES</b>														
MOTOR CAB	1314	0	0	9	12	6	1	1	8	8	1	2	2	1364
MAXI CAB	651	0	0	10	6	9	1	1	4	1	1	1	3	688
OTHER TAXI	10	0	0	0	0	0	0	0	0	0	0	0	0	10
<b>TOTAL</b>	<b>1975</b>	<b>0</b>	<b>0</b>	<b>19</b>	<b>18</b>	<b>15</b>	<b>2</b>	<b>2</b>	<b>12</b>	<b>9</b>	<b>2</b>	<b>3</b>	<b>5</b>	<b>2062</b>
<b>LIGHT MOTOR VEHICLES</b>														
3 SEATER (A/R)	3766	0	0	15	15	9	4	4	8	6	5	3	1	3836
4 TO SIX SEATER	105	0	0	0	0	0	0	0	0	0	0	0	0	105
<b>TOTAL</b>	<b>3871</b>	<b>0</b>	<b>0</b>	<b>15</b>	<b>15</b>	<b>9</b>	<b>4</b>	<b>4</b>	<b>8</b>	<b>6</b>	<b>5</b>	<b>3</b>	<b>1</b>	<b>3941</b>
OTHER VEHICLE	1094	280	244	0	0	0	0	0	0	0	2	0	0	1620
<b>TOTAL TRANSPORT</b>	<b>20932</b>	<b>393</b>	<b>340</b>	<b>122</b>	<b>129</b>	<b>119</b>	<b>86</b>	<b>86</b>	<b>101</b>	<b>122</b>	<b>104</b>	<b>83</b>	<b>86</b>	<b>22703</b>
<b>GRAND TOTAL (TRANS+NON-TRANSP)</b>	<b>354448</b>	<b>3331</b>	<b>3396</b>	<b>2196</b>	<b>2468</b>	<b>1934</b>	<b>2379</b>	<b>2379</b>	<b>2399</b>	<b>3708</b>	<b>2357</b>	<b>1799</b>	<b>1712</b>	<b>384506</b>

## 24. Bailahongal (KA-24)

TYPE OF VEHICLES	TOTAL AS ON 31-03-2018	VEHICLES NEWLY REGISTERED IN THE YEAR 2018-19												TOTAL AS ON 31-03-2019
		Apr-18	May-18	Jun-18	Jul-18	Aug-18	Sep-18	Oct-18	Nov-18	Dec-18	Jan-19	Feb-19	Mar-19	
<b>NON TRANSPORT VEHICLE</b>														
TWO WHEELERS	178583	872	871	744	863	414	561	419	622	1162	841	582	525	<b>187059</b>
CAR	7742	50	58	28	40	22	32	33	44	47	44	31	30	<b>8201</b>
JEEP	275	0	0	0	0	0	0	0	0	0	0	0	0	<b>275</b>
OMNI BUS	2071	0	0	0	0	0	0	0	0	0	0	0	0	<b>2071</b>
TRACTOR	13034	35	40	51	64	26	15	27	30	33	69	55	57	<b>13536</b>
TRAILOR	11910	22	25	22	34	13	6	16	18	8	9	10	21	<b>12114</b>
CONSTRN EQUIPMENT VEHICLE	32	0	0		0	0	0	0	0	1	5	0	0	<b>38</b>
OTHER VEHICLE	871	7	3	1	5	1	0	0	0	0	5	3	3	<b>896</b>
<b>TOTAL NON-TRANSPORT</b>	<b>214518</b>	<b>986</b>	<b>997</b>	<b>846</b>	<b>1006</b>	<b>476</b>	<b>614</b>	<b>495</b>	<b>714</b>	<b>1251</b>	<b>968</b>	<b>683</b>	<b>636</b>	<b>224190</b>
<b>TRANSPORT VEHICLES</b>														
MULTIAXLED/ARTICULATED	85	0	0	0	0	0	0	0	0	0	0	0	0	<b>85</b>
TRUCKS&LORRIES	4704	0	1	0	1	0	1	0	0	2	1	0	2	<b>4712</b>
<b>TOTAL</b>	<b>4789</b>	<b>0</b>	<b>1</b>	<b>0</b>	<b>1</b>	<b>0</b>	<b>1</b>	<b>0</b>	<b>0</b>	<b>2</b>	<b>1</b>	<b>0</b>	<b>2</b>	<b>4797</b>
<b>LMV GOODS</b>														
4 WHEELERS	2630	17	12	14	27	6	39	13	33	18	13	12	10	<b>2844</b>
3 WHEELERS	474	1	4	1	0	0	0	2	0	3	2	2	0	<b>489</b>
<b>TOTAL</b>	<b>3104</b>	<b>18</b>	<b>16</b>	<b>15</b>	<b>27</b>	<b>6</b>	<b>39</b>	<b>15</b>	<b>33</b>	<b>21</b>	<b>15</b>	<b>14</b>	<b>10</b>	<b>3333</b>
<b>BUSES</b>														
STAGE CARRIAGES	198	0	0	0	0	0	0	0	0	0	0	0	0	<b>198</b>
CONTRACT CARRIAGES	2	0	0	0	0	0	0	0	0	0	0	0	0	<b>2</b>
PRIVATE SERVICE VEHICLE	45	0	0	0	0	0	0	0	0	0	0	0	0	<b>45</b>
EDUNL INSTITUTION BUS	148	0	0	5	4	2	1	5	2	3	0	0	0	<b>170</b>
OTHER BUSES	10	0	0	0	0	0	0	0	0	0	0	0	0	<b>10</b>
<b>TOTAL</b>	<b>403</b>	<b>0</b>	<b>0</b>	<b>5</b>	<b>4</b>	<b>2</b>	<b>1</b>	<b>5</b>	<b>2</b>	<b>3</b>	<b>0</b>	<b>0</b>	<b>0</b>	<b>425</b>
<b>TAXIES</b>														
MOTOR CAB	735	3	3	0	1	0	5	0	0	0	0	2	1	<b>750</b>
MAXI CAB	449	1	7	1	1	1	1	1	2	0	0	0	0	<b>464</b>
OTHER TAXI	1	0	0	0	0	0	0	0	0	0	0	0	0	<b>1</b>
<b>TOTAL</b>	<b>1185</b>	<b>4</b>	<b>10</b>	<b>1</b>	<b>2</b>	<b>1</b>	<b>6</b>	<b>1</b>	<b>2</b>	<b>0</b>	<b>0</b>	<b>2</b>	<b>1</b>	<b>1215</b>
<b>LIGHT MOTOR VEHICLES</b>														
3 SEATER (A/R)	1729	2	2	2	4	3	1	1	0	2	2	3	2	<b>1753</b>
4 TO SIX SEATER	84	0	0	0	0	0	0	0	0	0	0	0	0	<b>84</b>
<b>TOTAL</b>	<b>1813</b>	<b>2</b>	<b>2</b>	<b>2</b>	<b>4</b>	<b>3</b>	<b>1</b>	<b>1</b>	<b>0</b>	<b>2</b>	<b>2</b>	<b>3</b>	<b>2</b>	<b>1837</b>
OTHER VEHICLE	1044	0	0	0	0	0	0	0	0	0	0	0	0	<b>1044</b>
<b>TOTAL TRANSPORT</b>	<b>12338</b>	<b>24</b>	<b>29</b>	<b>23</b>	<b>38</b>	<b>12</b>	<b>48</b>	<b>22</b>	<b>37</b>	<b>28</b>	<b>18</b>	<b>19</b>	<b>15</b>	<b>12651</b>
<b>GRAND TOTAL (TRANS+NON-TRANSP)</b>	<b>226856</b>	<b>1010</b>	<b>1026</b>	<b>869</b>	<b>1044</b>	<b>488</b>	<b>662</b>	<b>517</b>	<b>751</b>	<b>1279</b>	<b>986</b>	<b>702</b>	<b>651</b>	<b>236841</b>

## 25. Dharwad (KA-25)

TYPE OF VEHICLES	TOTAL AS ON 31-03-2018	VEHICLES NEWLY REGISTERED IN THE YEAR 2018-19												TOTAL AS ON 31-03-2019
		Apr-18	May-18	Jun-18	Jul-18	Aug-18	Sep-18	Oct-18	Nov-18	Dec-18	Jan-19	Feb-19	Mar-19	
<b>NON TRANSPORT VEHICLE</b>														
TWO WHEELERS	389149	1771	1470	1099	1510	1129	1004	993	1529	2304	1557	1153	1250	<b>405918</b>
CAR	57612	364	316	278	287	247	285	259	339	357	378	207	355	<b>61284</b>
JEEP	1266	0	0	0	0	0	0	0	0	0	0	0	0	<b>1266</b>
OMNI BUS	5454	0	1	3	2	1	1	0	0	0	0	0	0	<b>5462</b>
TRACTOR	28344	22	0	0	56	51	42	38	70	133	102	98	90	<b>29046</b>
TRAILOR	13325	1	0	0	19	25	24	32	15	14	14	23	8	<b>13500</b>
CONSTRN EQUIPMENT VEHICLE	245	0	0	0	0	0	0	0	0	0	0	0	0	<b>245</b>
OTHER VEHICLE	2519	0	0	0	0	0	0	0	0	0	0	0	0	<b>2519</b>
<b>TOTAL NON-TRANSPORT</b>	<b>497914</b>	<b>2158</b>	<b>1787</b>	<b>1380</b>	<b>1874</b>	<b>1453</b>	<b>1356</b>	<b>1322</b>	<b>1953</b>	<b>2808</b>	<b>2051</b>	<b>1481</b>	<b>1703</b>	<b>519240</b>
<b>TRANSPORT VEHICLES</b>														
MULTIAXLED/ARTICULATED	1886	0	0	11	0	7	0	2	2	2	3	3	2	<b>1918</b>
TRUCKS&LORRIES	3121	15	4	0	2	4	15	10	17	7	6	9	11	<b>3221</b>
<b>TOTAL</b>	<b>5007</b>	<b>15</b>	<b>4</b>	<b>11</b>	<b>2</b>	<b>11</b>	<b>15</b>	<b>12</b>	<b>19</b>	<b>9</b>	<b>9</b>	<b>12</b>	<b>13</b>	<b>5139</b>
<b>LMV GOODS</b>														
4 WHEELERS	19444	51	53	99	61	85	67	109	111	66	59	47	73	<b>20325</b>
3 WHEELERS	6438	1	0	0	12	7	7	4	4	12	7	12	6	<b>6510</b>
<b>TOTAL</b>	<b>25882</b>	<b>52</b>	<b>53</b>	<b>99</b>	<b>73</b>	<b>92</b>	<b>74</b>	<b>113</b>	<b>115</b>	<b>78</b>	<b>66</b>	<b>59</b>	<b>79</b>	<b>26835</b>
<b>BUSES</b>														
STAGE CARRIAGES	2604	2	0	0	0	0	0	20	55	30	0	0	0	<b>2711</b>
CONTRACT CARRIAGES	119	44	0	0	0	0	0	0	0	0	0	0	0	<b>163</b>
PRIVATE SERVICE VEHICLE	327	2	0	0	0	0	0	0	0	0	0	0	0	<b>329</b>
EDUNL INSTITUTION BUS	70	0	0	0	0	0	0	1	0	0	0	5	1	<b>77</b>
OTHER BUSES	223	0	0	0	0	0	0	1	0	0	0	0	0	<b>224</b>
<b>TOTAL</b>	<b>3343</b>	<b>48</b>	<b>0</b>	<b>0</b>	<b>0</b>	<b>0</b>	<b>0</b>	<b>22</b>	<b>55</b>	<b>30</b>	<b>0</b>	<b>5</b>	<b>1</b>	<b>3504</b>
<b>TAXIES</b>														
MOTOR CAB	3635	23	0	0	25	22	19	23	34	15	3	31	20	<b>3850</b>
MAXI CAB	2343	11	0	0	1	2	3	4	2	2	0	6	4	<b>2378</b>
OTHER TAXI	0	0	0	0	0	0	0	0	0	0	0	0	0	<b>0</b>
<b>TOTAL</b>	<b>5978</b>	<b>34</b>	<b>0</b>	<b>0</b>	<b>26</b>	<b>24</b>	<b>22</b>	<b>27</b>	<b>36</b>	<b>17</b>	<b>3</b>	<b>37</b>	<b>24</b>	<b>6228</b>
<b>LIGHT MOTOR VEHICLES</b>														
3 SEATER (A/R)	14549	39	0	0	73	60	38	42	117	0	3	0	19	<b>14940</b>
4 TO SIX SEATER	355	0	0	0	0	0	0	0	0	0	0	9	0	<b>364</b>
<b>TOTAL</b>	<b>14904</b>	<b>39</b>	<b>0</b>	<b>0</b>	<b>73</b>	<b>60</b>	<b>38</b>	<b>42</b>	<b>117</b>	<b>0</b>	<b>3</b>	<b>9</b>	<b>19</b>	<b>15304</b>
OTHER VEHICLE	8559	42	48	29	9	8	0	0	0	0	0	0	0	<b>8695</b>
<b>TOTAL TRANSPORT</b>	<b>63673</b>	<b>230</b>	<b>105</b>	<b>139</b>	<b>183</b>	<b>195</b>	<b>149</b>	<b>216</b>	<b>342</b>	<b>134</b>	<b>81</b>	<b>122</b>	<b>136</b>	<b>65705</b>
<b>GRAND TOTAL (TRANS+NON-TRANSP)</b>	<b>561587</b>	<b>2388</b>	<b>1892</b>	<b>1519</b>	<b>2057</b>	<b>1648</b>	<b>1505</b>	<b>1538</b>	<b>2295</b>	<b>2942</b>	<b>2132</b>	<b>1603</b>	<b>1839</b>	<b>584945</b>

## 26.Gadag (KA-26)

TYPE OF VEHICLES	TOTAL AS ON 31-03-2018	VEHICLES NEWLY REGISTERED IN THE YEAR 2018-19												TOTAL AS ON 31-03-2019
		Apr-18	May-18	Jun-18	Jul-18	Aug-18	Sep-18	Oct-18	Nov-18	Dec-18	Jan-19	Feb-19	Mar-19	
<b>NON TRANSPORT VEHICLE</b>														
TWO WHEELERS	131731	1320	1142	970	998	873	1057	750	1161	1954	1070	845	850	<b>144721</b>
CAR	8371	104	95	73	76	64	83	44	96	78	100	72	84	<b>9340</b>
JEEP	413	0	0	0	0	0	0	0	0	0	0	0	0	<b>413</b>
OMNI BUS	838	0	0	0	0	0	0	0	0	0	0	0	0	<b>838</b>
TRACTOR	15159	79	77	80	88	94	75	4	61	123	100	64	93	<b>16097</b>
TRAILOR	10160	34	26	20	31	23	34	1	7	23	46	12	44	<b>10461</b>
CONSTRN EQUIPMENT VEHICLE	26	0	0	0	0	0	7	3	3	0	5	4	6	<b>54</b>
OTHER VEHICLE	1090	2	6	6	3	0	0	0	0	0	0	0	0	<b>1107</b>
<b>TOTAL NON-TRANSPORT</b>	<b>167788</b>	<b>1539</b>	<b>1346</b>	<b>1149</b>	<b>1196</b>	<b>1054</b>	<b>1256</b>	<b>802</b>	<b>1328</b>	<b>2178</b>	<b>1321</b>	<b>997</b>	<b>1077</b>	<b>183031</b>
<b>TRANSPORT VEHICLES</b>														
MULTIAXLED/ARTICULATED	489	0	0	0	0	0	6	0	2	6	18	15	1	<b>537</b>
TRUCKS&LORRIES	2186	8	9	9	3	9	6	9	4	2	6	7	8	<b>2266</b>
<b>TOTAL</b>	<b>2675</b>	<b>8</b>	<b>9</b>	<b>9</b>	<b>3</b>	<b>9</b>	<b>12</b>	<b>9</b>	<b>6</b>	<b>8</b>	<b>24</b>	<b>22</b>	<b>9</b>	<b>2803</b>
<b>LMV GOODS</b>														
4 WHEELERS	3533	41	23	32	39	31	28	41	58	44	74	36	40	<b>4020</b>
3 WHEELERS	1943	13	7	4	8	11	6	4	3	8	8	4	7	<b>2026</b>
<b>TOTAL</b>	<b>5476</b>	<b>54</b>	<b>30</b>	<b>36</b>	<b>47</b>	<b>42</b>	<b>34</b>	<b>45</b>	<b>61</b>	<b>52</b>	<b>82</b>	<b>40</b>	<b>47</b>	<b>6046</b>
<b>BUSES</b>														
STAGE CARRIAGES	745	0	0	2	0	2	0	0	0	0	0	0	2	<b>751</b>
CONTRACT CARRIAGES	24	0	0	0	0	0	0	0	0	0	0	0	0	<b>24</b>
PRIVATE SERVICE VEHICLE	25	0	0	0	0	0	0	0	0	0	0	0	0	<b>25</b>
EDUNL INSTITUTION BUS	115	3	1	1	2	4	0	0	0	2	1	1	1	<b>131</b>
OTHER BUSES	21	0	0	0	0	0	3	0	0	0	0	0	0	<b>24</b>
<b>TOTAL</b>	<b>930</b>	<b>3</b>	<b>1</b>	<b>3</b>	<b>2</b>	<b>6</b>	<b>3</b>	<b>0</b>	<b>0</b>	<b>2</b>	<b>1</b>	<b>1</b>	<b>3</b>	<b>955</b>
<b>TAXIES</b>														
MOTOR CAB	2141	14	15	11	17	16	17	9	10	11	14	19	15	<b>2309</b>
MAXI CAB	1438	3	2	1	2	3	2	1	3	1	9	1	0	<b>1466</b>
OTHER TAXI	10	0	0	0	0	0	0	0	0	0	0	0	0	<b>10</b>
<b>TOTAL</b>	<b>3589</b>	<b>17</b>	<b>17</b>	<b>12</b>	<b>19</b>	<b>19</b>	<b>19</b>	<b>10</b>	<b>13</b>	<b>12</b>	<b>23</b>	<b>20</b>	<b>15</b>	<b>3785</b>
<b>LIGHT MOTOR VEHICLES</b>														
3 SEATER (A/R)	4399	39	37	36	61	43	41	22	55	51	52	32	37	<b>4905</b>
4 TO SIX SEATER	125	0	0	0	0	0	0	0	0	0	0	0	0	<b>125</b>
<b>TOTAL</b>	<b>4524</b>	<b>39</b>	<b>37</b>	<b>36</b>	<b>61</b>	<b>43</b>	<b>41</b>	<b>22</b>	<b>55</b>	<b>51</b>	<b>52</b>	<b>32</b>	<b>37</b>	<b>5030</b>
OTHER VEHICLE	1505	0	1	1	1	0	0	0	0	0	6	0	3	<b>1517</b>
<b>TOTAL TRANSPORT</b>	<b>18699</b>	<b>121</b>	<b>95</b>	<b>97</b>	<b>133</b>	<b>119</b>	<b>109</b>	<b>86</b>	<b>135</b>	<b>125</b>	<b>188</b>	<b>115</b>	<b>114</b>	<b>20136</b>
<b>GRAND TOTAL(TRANS+NON-TRANSP)</b>	<b>186487</b>	<b>1660</b>	<b>1441</b>	<b>1246</b>	<b>1329</b>	<b>1173</b>	<b>1365</b>	<b>888</b>	<b>1463</b>	<b>2303</b>	<b>1509</b>	<b>1112</b>	<b>1191</b>	<b>203167</b>

## 27. Haveri (KA-27)

TYPE OF VEHICLES	TOTAL AS ON 31-03-2018	VEHICLES NEWLY REGISTERED IN THE YEAR 2018-19												TOTAL AS ON 31-03-2019
		Apr-18	May-18	Jun-18	Jul-18	Aug-18	Sep-18	Oct-18	Nov-18	Dec-18	Jan-19	Feb-19	Mar-19	
<b>NON TRANSPORT VEHICLE</b>														
TWO WHEELERS	249501	1943	2014	1080	1075	880	952	1522	1574	2190	1240	941	967	<b>265879</b>
CAR	12301	121	132	47	59	46	70	34	93	94	68	53	57	<b>13175</b>
JEEP	500	0	0	0	0	0	0	0	0	0	0	0	0	<b>500</b>
OMNI BUS	1740	7	4	6	2	2	0	0	0	0	0	0	0	<b>1761</b>
TRACTOR	16405	25	28	0	0	0	46	47	59	79	159	46	46	<b>16940</b>
TRAILOR	10962	10	16	0	0	0	18	7	7	55	28	7	35	<b>11145</b>
CONSTRN EQUIPMENT VEHICLE	74	0	0	0	0	0	1	0	6	0	1	2	1	<b>85</b>
OTHER VEHICLE	2749	0	0	0	0	0	21	0	0	0	0	0	0	<b>2770</b>
<b>TOTAL NON-TRANSPORT</b>	<b>294232</b>	<b>2106</b>	<b>2194</b>	<b>1133</b>	<b>1136</b>	<b>928</b>	<b>1108</b>	<b>1610</b>	<b>1739</b>	<b>2418</b>	<b>1496</b>	<b>1049</b>	<b>1106</b>	<b>312255</b>
<b>TRANSPORT VEHICLES</b>														
MULTIAXLED/ARTICULATED	774	0	0	0	0	7	9	5	5	0	7	4	0	<b>811</b>
TRUCKS&LORRIES	3934	18	15	25	16	5	13	5	10	12	5	3	11	<b>4072</b>
<b>TOTAL</b>	<b>4708</b>	<b>18</b>	<b>15</b>	<b>25</b>	<b>16</b>	<b>12</b>	<b>22</b>	<b>10</b>	<b>15</b>	<b>12</b>	<b>12</b>	<b>7</b>	<b>11</b>	<b>4883</b>
<b>LMV GOODS</b>														
4 WHEELERS	4263	32	31	52	91	49	39	52	61	50	31	45	50	<b>4846</b>
3 WHEELERS	4221	68	62	0	0	0	11	0	0	40	0	6	24	<b>4432</b>
<b>TOTAL</b>	<b>8484</b>	<b>100</b>	<b>93</b>	<b>52</b>	<b>91</b>	<b>49</b>	<b>50</b>	<b>52</b>	<b>61</b>	<b>90</b>	<b>31</b>	<b>51</b>	<b>74</b>	<b>9278</b>
<b>BUSES</b>														
STAGE CARRIAGES	893	0	0	0	0	0	4	1	0	0	0	0	0	<b>898</b>
CONTRACT CARRIAGES	16	0	0	0	0	0	0	0	0	0	0	0	0	<b>16</b>
PRIVATE SERVICE VEHICLE	26	0	0	0	0	0	0	0	0	4	25	0	0	<b>55</b>
EDUNL INSTITUTION BUS	189	0	0	0	2	0	0	0	0	0	0	0	0	<b>191</b>
OTHER BUSES	130	0	0	0	0	0	0	0	0	0	0	0	0	<b>130</b>
<b>TOTAL</b>	<b>1254</b>	<b>0</b>	<b>0</b>	<b>0</b>	<b>2</b>	<b>0</b>	<b>4</b>	<b>1</b>	<b>0</b>	<b>4</b>	<b>25</b>	<b>0</b>	<b>0</b>	<b>1290</b>
<b>TAXIES</b>														
MOTOR CAB	3499	45	34	0	0	0	25	15	26	0	6	15	11	<b>3676</b>
MAXI CAB	2042	7	6	0	0	0	4	1	4	2	0	1	0	<b>2067</b>
OTHER TAXI	0	0	0	0	0	0	0	0	0	0	0	0	0	<b>0</b>
<b>TOTAL</b>	<b>5541</b>	<b>52</b>	<b>40</b>	<b>0</b>	<b>0</b>	<b>0</b>	<b>29</b>	<b>16</b>	<b>30</b>	<b>2</b>	<b>6</b>	<b>16</b>	<b>11</b>	<b>5743</b>
<b>LIGHT MOTOR VEHICLES</b>														
3 SEATER (A/R)	6073	26	25	0	0	0	21	18	38	17	18	14	40	<b>6290</b>
4 TO SIX SEATER	1571	35	32	0	0	0	0	0	0	11	0	0	0	<b>1649</b>
<b>TOTAL</b>	<b>7644</b>	<b>61</b>	<b>57</b>	<b>0</b>	<b>0</b>	<b>0</b>	<b>21</b>	<b>18</b>	<b>38</b>	<b>28</b>	<b>18</b>	<b>14</b>	<b>40</b>	<b>7939</b>
OTHER VEHICLE	2407	0	0	55	13	51	2	0	24	2	5	0	0	<b>2559</b>
<b>TOTAL TRANSPORT</b>	<b>30038</b>	<b>231</b>	<b>205</b>	<b>132</b>	<b>122</b>	<b>112</b>	<b>128</b>	<b>97</b>	<b>168</b>	<b>138</b>	<b>97</b>	<b>88</b>	<b>136</b>	<b>31692</b>
<b>GRAND TOTAL (TRANS+NON-TRANSP)</b>	<b>324270</b>	<b>2337</b>	<b>2399</b>	<b>1265</b>	<b>1258</b>	<b>1040</b>	<b>1236</b>	<b>1707</b>	<b>1907</b>	<b>2556</b>	<b>1593</b>	<b>1137</b>	<b>1242</b>	<b>343947</b>



## 28. Vijayapura (KA-28)

TYPE OF VEHICLES	TOTAL AS ON 31-03-2018	VEHICLES NEWLY REGISTERED IN THE YEAR 2018-19												TOTAL AS ON 31-03-2019
		Apr-18	May-18	Jun-18	Jul-18	Aug-18	Sep-18	Oct-18	Nov-18	Dec-18	Jan-19	Feb-19	Mar-19	
<b>NON TRANSPORT VEHICLE</b>														
TWO WHEELERS	301455	3221	3106	2824	3793	2641	2570	239	2889	3099	2897	2365	2104	<b>333203</b>
CAR	17959	175	168	240	474	218	227	80	187	241	237	227	239	<b>20672</b>
JEEP	1712	3	2	1	2	4	6	0	7	4	7	8	6	<b>1762</b>
OMNI BUS	3200	0	0	0	2	0	0	3	2	5	6	9	9	<b>3236</b>
TRACTOR	27574	195	189	0	0	0	274	41	57	126	136	151	179	<b>28922</b>
TRAILOR	16736	72	68	0	0	0	121	0	43	94	119	129	136	<b>17518</b>
CONSTRN EQUIPMENT VEHICLE	180	0	0	0	0	0	25	5	3	6	4	3	6	<b>232</b>
OTHER VEHICLE	5759	75	49	0	0	0	32	0	16	947	837	717	629	<b>9061</b>
<b>TOTAL NON-TRANSPORT</b>	<b>374575</b>	<b>3741</b>	<b>3582</b>	<b>3065</b>	<b>4271</b>	<b>2863</b>	<b>3255</b>	<b>368</b>	<b>3204</b>	<b>4522</b>	<b>4243</b>	<b>3609</b>	<b>3308</b>	<b>414606</b>
<b>TRANSPORT VEHICLES</b>														
MULTIAXLED/ARTICULATED	2375	21	22	0	0	31	10	0	29	31	29	31	43	<b>2622</b>
TRUCKS&LORRIES	3608	2	1	30	79	0	34	27	0	0	0	0	0	<b>3781</b>
<b>TOTAL</b>	<b>5983</b>	<b>23</b>	<b>23</b>	<b>30</b>	<b>79</b>	<b>31</b>	<b>44</b>	<b>27</b>	<b>29</b>	<b>31</b>	<b>29</b>	<b>31</b>	<b>43</b>	<b>6403</b>
<b>LMV GOODS</b>														
4 WHEELERS	6176	36	32	81	180	92	112	104	119	121	137	129	141	<b>7460</b>
3 WHEELERS	4149	45	29	0	0	0	49	0	0	0	0	0	0	<b>4272</b>
<b>TOTAL</b>	<b>10325</b>	<b>81</b>	<b>61</b>	<b>81</b>	<b>180</b>	<b>92</b>	<b>161</b>	<b>104</b>	<b>119</b>	<b>121</b>	<b>137</b>	<b>129</b>	<b>141</b>	<b>11732</b>
<b>BUSES</b>														
STAGE CARRIAGES	886	0	0	0	0	0	8	0	0	0	0	0	0	<b>894</b>
CONTRACT CARRIAGES	30	0	0	0	0	0	0	0	0	0	0	0	0	<b>30</b>
PRIVATE SERVICE VEHICLE	44	0	0	0	0	0	0	0	0	0	0	0	0	<b>44</b>
EDUNL INSTITUTION BUS	381	2	1	0	0	0	11	0	7	9	12	17	19	<b>459</b>
OTHER BUSES	330	5	9	0	0	0	3	4	0	0	0	0	0	<b>351</b>
<b>TOTAL</b>	<b>1671</b>	<b>7</b>	<b>10</b>	<b>0</b>	<b>0</b>	<b>0</b>	<b>22</b>	<b>4</b>	<b>7</b>	<b>9</b>	<b>12</b>	<b>17</b>	<b>19</b>	<b>1778</b>
<b>TAXIES</b>														
MOTOR CAB	3264	32	31	0	0	0	53	31	45	51	61	71	83	<b>3722</b>
MAXI CAB	1927	14	12	0	0	0	7	3	5	9	7	12	26	<b>2022</b>
OTHER TAXI	34	0	0	0	0	0	0	0	0	0	0	0	0	<b>34</b>
<b>TOTAL</b>	<b>5225</b>	<b>46</b>	<b>43</b>	<b>0</b>	<b>0</b>	<b>0</b>	<b>60</b>	<b>34</b>	<b>50</b>	<b>60</b>	<b>68</b>	<b>83</b>	<b>109</b>	<b>5778</b>
<b>LIGHT MOTOR VEHICLES</b>														
3 SEATER (A/R)	4238	4	3	0	0	0	122	0	56	47	52	49	39	<b>4610</b>
4 TO SIX SEATER	310	0	0	0	0	0	0	0	0	0	0	0	0	<b>310</b>
<b>TOTAL</b>	<b>4548</b>	<b>4</b>	<b>3</b>	<b>0</b>	<b>0</b>	<b>0</b>	<b>122</b>	<b>0</b>	<b>56</b>	<b>47</b>	<b>52</b>	<b>49</b>	<b>39</b>	<b>4920</b>
OTHER VEHICLE	3105	12	11	191	0	145	0	57	0	0	0	0	0	<b>3521</b>
<b>TOTAL TRANSPORT</b>	<b>30857</b>	<b>173</b>	<b>151</b>	<b>302</b>	<b>259</b>	<b>268</b>	<b>409</b>	<b>226</b>	<b>261</b>	<b>268</b>	<b>298</b>	<b>309</b>	<b>351</b>	<b>34132</b>
<b>GRAND TOTAL (TRANS+NON-TRANSP)</b>	<b>405432</b>	<b>3914</b>	<b>3733</b>	<b>3367</b>	<b>4530</b>	<b>3131</b>	<b>3664</b>	<b>594</b>	<b>3465</b>	<b>4790</b>	<b>4541</b>	<b>3918</b>	<b>3659</b>	<b>448738</b>

## 29. Bagalkote (KA-29)

TYPE OF VEHICLES	TOTAL AS ON 31-03-2018	VEHICLES NEWLY REGISTERED IN THE YEAR 2018-19												TOTAL AS ON 31-03-2019
		Apr-18	May-18	Jun-18	Jul-18	Aug-18	Sep-18	Oct-18	Nov-18	Dec-18	Jan-19	Feb-19	Mar-19	
<b>NON TRANSPORT VEHICLE</b>														
TWO WHEELERS	155006	1213	1348	1281	1255	1170	1268	751	1458	1498	1409	294	1262	<b>169213</b>
CAR	8738	108	143	105	110	58	99	62	130	101	95	18	76	<b>9843</b>
JEEP	453	0	0	0	0	0	0	0	0	0	0	0	0	<b>453</b>
OMNI BUS	2927	0	0	9	6	8	17	11	20	10	15	0	6	<b>3029</b>
TRACTOR	13598	38	45	45	49	0	95	18	37	32	70	13	109	<b>14149</b>
TRAILOR	11214	55	69	31	38	0	48	0	4	6	19	2	24	<b>11510</b>
CONSTRN EQUIPMENT VEHICLE	389	2	2	1	2	0	9	1	20	4	8	3	6	<b>447</b>
OTHER VEHICLE	372	6	0	0	0	0	0	0	0	0	0	0	0	<b>378</b>
<b>TOTAL NON-TRANSPORT</b>	<b>192697</b>	<b>1422</b>	<b>1607</b>	<b>1472</b>	<b>1460</b>	<b>1236</b>	<b>1536</b>	<b>843</b>	<b>1669</b>	<b>1651</b>	<b>1616</b>	<b>330</b>	<b>1483</b>	<b>209022</b>
<b>TRANSPORT VEHICLES</b>														
MULTIAXLED/ARTICULATED	326	0	0	0	0	28	45	0	0	0	0	0	0	<b>399</b>
TRUCKS&LORRIES	1618	47	17	22	33	0	0	22	30	26	56	0	23	<b>1894</b>
<b>TOTAL</b>	<b>1944</b>	<b>47</b>	<b>17</b>	<b>22</b>	<b>33</b>	<b>28</b>	<b>45</b>	<b>22</b>	<b>30</b>	<b>26</b>	<b>56</b>	<b>0</b>	<b>23</b>	<b>2293</b>
<b>LMV GOODS</b>														
4 WHEELERS	2924	48	40	41	51	22	36	41	58	46	25	7	42	<b>3381</b>
3 WHEELERS	2052	5	6	11	8	0	7	4	3	1	4	0	8	<b>2109</b>
<b>TOTAL</b>	<b>4976</b>	<b>53</b>	<b>46</b>	<b>52</b>	<b>59</b>	<b>22</b>	<b>43</b>	<b>45</b>	<b>61</b>	<b>47</b>	<b>29</b>	<b>7</b>	<b>50</b>	<b>5490</b>
<b>BUSES</b>														
STAGE CARRIAGES	790	0	0	0	2	0	0	0	0	0	0	0	0	<b>792</b>
CONTRACT CARRIAGES	30	0	0	0	0	0	0	0	0	0	0	0	0	<b>30</b>
PRIVATE SERVICE VEHICLE	24	0	0	0	0	0	0	0	0	0	0	1	0	<b>25</b>
EDUNL INSTITUTION BUS	194	0	3	12	18	0	8	2	4	1	1	0	4	<b>247</b>
OTHER BUSES	16	0	0	0	0	0	0	0	0	0	0	0	0	<b>16</b>
<b>TOTAL</b>	<b>1054</b>	<b>0</b>	<b>3</b>	<b>12</b>	<b>20</b>	<b>0</b>	<b>8</b>	<b>2</b>	<b>4</b>	<b>1</b>	<b>1</b>	<b>1</b>	<b>4</b>	<b>1110</b>
<b>TAXIES</b>														
MOTOR CAB	1809	23	34	27	21	0	18	6	27	8	15	0	13	<b>2001</b>
MAXI CAB	1171	2	2	1	4	0	2	6	0	0	0	1	7	<b>1196</b>
OTHER TAXI	0	0	0	0	0	0	0	0	0	0	0	0	0	<b>0</b>
<b>TOTAL</b>	<b>2980</b>	<b>25</b>	<b>36</b>	<b>28</b>	<b>25</b>	<b>0</b>	<b>20</b>	<b>12</b>	<b>27</b>	<b>8</b>	<b>15</b>	<b>1</b>	<b>20</b>	<b>3197</b>
<b>LIGHT MOTOR VEHICLES</b>														
3 SEATER (A/R)	5216	34	37	33	49	0	52	23	58	44	73	2	47	<b>5668</b>
4 TO SIX SEATER	148	0	0	0	0	0	0	0	0	0	0	0	0	<b>148</b>
<b>TOTAL</b>	<b>5364</b>	<b>34</b>	<b>37</b>	<b>33</b>	<b>49</b>	<b>0</b>	<b>52</b>	<b>23</b>	<b>58</b>	<b>44</b>	<b>73</b>	<b>2</b>	<b>47</b>	<b>5816</b>
OTHER VEHICLE	1709	3	2	0	0	16	0	0	0	0	0	3	0	<b>1733</b>
<b>TOTAL TRANSPORT</b>	<b>18027</b>	<b>162</b>	<b>141</b>	<b>147</b>	<b>186</b>	<b>66</b>	<b>168</b>	<b>104</b>	<b>180</b>	<b>126</b>	<b>174</b>	<b>14</b>	<b>144</b>	<b>19639</b>
<b>GRAND TOTAL (TRANS+NON-TRANSP)</b>	<b>210724</b>	<b>1584</b>	<b>1748</b>	<b>1619</b>	<b>1646</b>	<b>1302</b>	<b>1704</b>	<b>947</b>	<b>1849</b>	<b>1777</b>	<b>1790</b>	<b>344</b>	<b>1627</b>	<b>228661</b>

**30. Karwar (KA-30)**

TYPE OF VEHICLES	TOTAL AS ON 31-03-2018	VEHICLES NEWLY REGISTERED IN THE YEAR 2018-19												TOTAL AS ON 31-03-2019
		Apr-18	May-18	Jun-18	Jul-18	Aug-18	Sep-18	Oct-18	Nov-18	Dec-18	Jan-19	Feb-19	Mar-19	
<b>NON TRANSPORT VEHICLE</b>														
TWO WHEELERS	108103	745	417	411	438	283	310	447	840	767	419	336	295	<b>113811</b>
CAR	8054	63	55	46	37	38	32	49	60	36	66	46	33	<b>8615</b>
JEEP	152	2	0	1	0	0	10	4	0	0	0	0	0	<b>169</b>
OMNI BUS	818	0	0	0	0	0	0	0	0	0	0	0	0	<b>818</b>
TRACTOR	1518	0	0	0	0	0	0	0	0	0	0	0	0	<b>1518</b>
TRAILOR	224	0	0	0	0	0	0	0	0	0	0	0	0	<b>224</b>
CONSTRN EQUIPMENT VEHICLE	60	1	2	0	2	0	0	1	1	0	0	0	1	<b>68</b>
OTHER VEHICLE	44	0	0	0	0	0	0	2	0	0	0	1	0	<b>47</b>
<b>TOTAL NON-TRANSPORT</b>	<b>118973</b>	<b>811</b>	<b>474</b>	<b>458</b>	<b>477</b>	<b>321</b>	<b>352</b>	<b>503</b>	<b>901</b>	<b>803</b>	<b>485</b>	<b>383</b>	<b>329</b>	<b>125270</b>
<b>TRANSPORT VEHICLES</b>														
MULTIAXLED/ARTICULATED	325	0	0	0	0	0	0	0	0	0	0	0	0	<b>325</b>
TRUCKS&LORRIES	2466	3	6	2	1	0	11	14	1	11	7	6	5	<b>2533</b>
<b>TOTAL</b>	<b>2791</b>	<b>3</b>	<b>6</b>	<b>2</b>	<b>1</b>	<b>0</b>	<b>11</b>	<b>14</b>	<b>1</b>	<b>11</b>	<b>7</b>	<b>6</b>	<b>5</b>	<b>2858</b>
<b>LMV GOODS</b>														
4 WHEELERS	1367	14	6	6	6	24	15	12	16	12	13	1	11	<b>1503</b>
3 WHEELERS	1050	1	3	2	0	9	0	3	1	1	1	0	1	<b>1072</b>
<b>TOTAL</b>	<b>2417</b>	<b>15</b>	<b>9</b>	<b>8</b>	<b>6</b>	<b>33</b>	<b>15</b>	<b>15</b>	<b>17</b>	<b>13</b>	<b>14</b>	<b>1</b>	<b>12</b>	<b>2575</b>
<b>BUSES</b>														
STAGE CARRIAGES	442	0	0	0	0	0	0	0	0	0	0	0	0	<b>442</b>
CONTRACT CARRIAGES	5	0	0	0	0	0	0	0	0	0	0	0	0	<b>5</b>
PRIVATE SERVICE VEHICLE	60	0	0	0	0	0	0	0	0	0	9	0	0	<b>69</b>
EDUNL INSTITUTION BUS	34	0	0	1	1	0	1	0	0	0	0	0	0	<b>37</b>
OTHER BUSES	3	0	0	0	0	0	0	0	0	0	0	0	0	<b>3</b>
<b>TOTAL</b>	<b>544</b>	<b>0</b>	<b>0</b>	<b>1</b>	<b>1</b>	<b>0</b>	<b>1</b>	<b>0</b>	<b>0</b>	<b>0</b>	<b>9</b>	<b>0</b>	<b>0</b>	<b>556</b>
<b>TAXIES</b>														
MOTOR CAB	1247	6	6	7	15	7	7	8	13	8	0	0	8	<b>1332</b>
MAXI CAB	453	0	1	0	0	1	1	1	0	1	0	2	1	<b>461</b>
OTHER TAXI	5	0	0	0	0	0	0	0	0	0	0	0	0	<b>5</b>
<b>TOTAL</b>	<b>1705</b>	<b>6</b>	<b>7</b>	<b>7</b>	<b>15</b>	<b>8</b>	<b>8</b>	<b>9</b>	<b>13</b>	<b>9</b>	<b>0</b>	<b>2</b>	<b>9</b>	<b>1798</b>
<b>LIGHT MOTOR VEHICLES</b>														
3 SEATER (A/R)	1863	12	8	9	12	0	5	16	18	16	20	1	12	<b>1992</b>
4 TO SIX SEATER	130	0	0	0	0	0	0	0	0	0	0	0	0	<b>130</b>
<b>TOTAL</b>	<b>1993</b>	<b>12</b>	<b>8</b>	<b>9</b>	<b>12</b>	<b>0</b>	<b>5</b>	<b>16</b>	<b>18</b>	<b>16</b>	<b>20</b>	<b>1</b>	<b>12</b>	<b>2122</b>
OTHER VEHICLE	1389	1	0	5	0	0	0	1	1	0	0	0	0	<b>1397</b>
<b>TOTAL TRANSPORT</b>	<b>10839</b>	<b>37</b>	<b>30</b>	<b>32</b>	<b>35</b>	<b>41</b>	<b>40</b>	<b>55</b>	<b>50</b>	<b>49</b>	<b>50</b>	<b>10</b>	<b>38</b>	<b>11306</b>
<b>GRAND TOTAL (TRANS+NON-TRANSP)</b>	<b>129812</b>	<b>848</b>	<b>504</b>	<b>490</b>	<b>512</b>	<b>362</b>	<b>392</b>	<b>558</b>	<b>951</b>	<b>852</b>	<b>535</b>	<b>393</b>	<b>367</b>	<b>136576</b>

## 31. Sirsi (KA-31)

VEHICLES NEWLY REGISTERED IN THE YEAR 2018-19														
TYPE OF VEHICLES	TOTAL AS ON 31-03-2018	Apr-18	May-18	Jun-18	Jul-18	Aug-18	Sep-18	Oct-18	Nov-18	Dec-18	Jan-19	Feb-19	Mar-19	TOTAL AS ON 31-03-2019
<b>NON TRANSPORT VEHICLE</b>														
TWO WHEELERS	100704	935	889	811	601	477	588	648	1081	1308	1049	654	786	110531
CAR	9066	104	82	52	79	44	90	68	144	85	113	51	82	10060
JEEP	357	0	0	0	0	0	0	0	0	0	1	0	0	358
OMNI BUS	1903	12	14	15	10	13	30	12	42	37	34	24	20	2166
TRACTOR	1897	20	17	21	31	14	13	5	3	11	11	22	5	2070
TRAILOR	1467	12	6	10	4	7	7	1	4	7	5	13	3	1546
CONSTRN EQUIPMENT VEHICLE	61	0	0	0	0	0	0	0	0	0	0	0	1	62
OTHER VEHICLE	167	6	0	5	3	0	0	3	1	0	5	0	0	190
<b>TOTAL NON-TRANSPORT</b>	<b>115622</b>	<b>1089</b>	<b>1008</b>	<b>914</b>	<b>728</b>	<b>555</b>	<b>728</b>	<b>737</b>	<b>1275</b>	<b>1448</b>	<b>1218</b>	<b>764</b>	<b>897</b>	<b>126983</b>
<b>TRANSPORT VEHICLES</b>														
MULTIAXLED/ARTICULATED	470	0	0	4	0	4	0	1	3	2	0	0	0	484
TRUCKS&LORRIES	1483	1	0	0	0	0	1	7	2	2	9	5	2	1512
<b>TOTAL</b>	<b>1953</b>	<b>1</b>	<b>0</b>	<b>4</b>	<b>0</b>	<b>4</b>	<b>1</b>	<b>8</b>	<b>5</b>	<b>4</b>	<b>9</b>	<b>5</b>	<b>2</b>	<b>1996</b>
<b>LMV GOODS</b>														
4 WHEELERS	1907	28	17	19	20	24	14	44	38	32	34	28	1	2206
3 WHEELERS	1216	5	1	2	1	7	4	3	7	3	4	1	2	1256
<b>TOTAL</b>	<b>3123</b>	<b>33</b>	<b>18</b>	<b>21</b>	<b>21</b>	<b>31</b>	<b>18</b>	<b>47</b>	<b>45</b>	<b>35</b>	<b>38</b>	<b>29</b>	<b>3</b>	<b>3462</b>
<b>BUSES</b>														
STAGE CARRIAGES	610	0	0	7	0	0	0	0	0	0	0	0	0	617
CONTRACT CARRIAGES	1	0	0	0	0	0	0	0	0	0	0	0	0	1
PRIVATE SERVICE VEHICLE	21	0	0	0	0	0	0	0	0	0	0	0	0	21
EDUNL INSTITUTION BUS	36		1	0	0	0	0	1	0	0	0	2	0	40
OTHER BUSES	6	0	0	0	0	0	0	0	0	0	0	0	0	6
<b>TOTAL</b>	<b>674</b>	<b>0</b>	<b>1</b>	<b>7</b>	<b>0</b>	<b>0</b>	<b>0</b>	<b>1</b>	<b>0</b>	<b>0</b>	<b>0</b>	<b>2</b>	<b>0</b>	<b>685</b>
<b>TAXIES</b>														
MOTOR CAB	803	3	4	3	22	7	2	3	6	6	0	1	7	867
MAXI CAB	385	1	0	0	1	0	0	4	1	2	1	0	0	395
OTHER TAXI	0	0	0	0	0	0	0	0	0	0	0	0	0	0
<b>TOTAL</b>	<b>1188</b>	<b>4</b>	<b>4</b>	<b>3</b>	<b>23</b>	<b>7</b>	<b>2</b>	<b>7</b>	<b>7</b>	<b>8</b>	<b>1</b>	<b>1</b>	<b>7</b>	<b>1262</b>
<b>LIGHT MOTOR VEHICLES</b>														
3 SEATER (A/R)	1563	12	9	10	9	10	6	0	16	14	4	13	4	1670
4 TO SIX SEATER	85	0	0	0	0	0	0	0	0	0	0	0	0	85
<b>TOTAL</b>	<b>1648</b>	<b>12</b>	<b>9</b>	<b>10</b>	<b>9</b>	<b>10</b>	<b>6</b>	<b>0</b>	<b>16</b>	<b>14</b>	<b>4</b>	<b>13</b>	<b>4</b>	<b>1755</b>
OTHER VEHICLE	703	0	4	0	0	0	0	0	0	1	0	0	0	708
<b>TOTAL TRANSPORT</b>	<b>9289</b>	<b>50</b>	<b>36</b>	<b>45</b>	<b>53</b>	<b>52</b>	<b>27</b>	<b>63</b>	<b>73</b>	<b>62</b>	<b>52</b>	<b>50</b>	<b>16</b>	<b>9868</b>
<b>GRAND TOTAL (TRANS+NON-TRANSP)</b>	<b>124911</b>	<b>1139</b>	<b>1044</b>	<b>959</b>	<b>781</b>	<b>607</b>	<b>755</b>	<b>800</b>	<b>1348</b>	<b>1510</b>	<b>1270</b>	<b>814</b>	<b>913</b>	<b>136851</b>

## 32. Kalburgi (KA-32)

TYPE OF VEHICLES	TOTAL AS ON 31-03-2018	VEHICLES NEWLY REGISTERED IN THE YEAR 2018-19											TOTAL AS ON 31-03-2019	
		Apr-18	May-18	Jun-18	Jul-18	Aug-18	Sep-18	Oct-18	Nov-18	Dec-18	Jan-19	Feb-19		Mar-19
<b>NON TRANSPORT VEHICLE</b>														
TWO WHEELERS	319931	2860	2826	2856	2447	1463	1791	2172	2324	1700	2004	2085	1993	<b>346452</b>
CAR	17770	215	187	201	170	139	168	155	210	190	157	160	297	<b>20019</b>
JEEP	3476	14	4	8	10	0	0	0	0	0	5	0	0	<b>3517</b>
OMNI BUS	6166	0	0	0	1	0	0	2	0	0	0	0	0	<b>6169</b>
TRACTOR	17061	62	59	52	188	20	5	47	45	46	0	218	113	<b>17916</b>
TRAILOR	11135	29	21	31	52	0	0	2	2	4	50	32	35	<b>11393</b>
CONSTRN EQUIPMENT VEHICLE	393	17	20	21	20	1	10	8	15	12	15	28	26	<b>586</b>
OTHER VEHICLE	716	0	0	0	0	0	6	0	0	0	10	0	0	<b>732</b>
<b>TOTAL NON-TRANSPORT</b>	<b>376648</b>	<b>3197</b>	<b>3117</b>	<b>3169</b>	<b>2888</b>	<b>1623</b>	<b>1980</b>	<b>2386</b>	<b>2596</b>	<b>1952</b>	<b>2241</b>	<b>2523</b>	<b>2464</b>	<b>406784</b>
<b>TRANSPORT VEHICLES</b>														
MULTIAXLED/ARTICULATED	935	26	19	21	20	18	36	40	43	43	44	30	37	<b>1312</b>
TRUCKS&LORRIES	7085	28	21	23	17	20	0	38	23	7	8	6	13	<b>7289</b>
<b>TOTAL</b>	<b>8020</b>	<b>54</b>	<b>40</b>	<b>44</b>	<b>37</b>	<b>38</b>	<b>36</b>	<b>78</b>	<b>66</b>	<b>50</b>	<b>52</b>	<b>36</b>	<b>50</b>	<b>8601</b>
<b>LMV GOODS</b>														
4 WHEELERS	4750	52	34	42	41	49	72	55	48	44	45	40	38	<b>5310</b>
3 WHEELERS	5795	43	41	39	43	80	42	32	51	30	32	36	43	<b>6307</b>
<b>TOTAL</b>	<b>10545</b>	<b>95</b>	<b>75</b>	<b>81</b>	<b>84</b>	<b>129</b>	<b>114</b>	<b>87</b>	<b>99</b>	<b>74</b>	<b>77</b>	<b>76</b>	<b>81</b>	<b>11617</b>
<b>BUSES</b>														
STAGE CARRIAGES	1335	18	12	13	9	0	0	0	0	4	0	0	0	<b>1391</b>
CONTRACT CARRIAGES	69	0	0	0	0	0	0	0	0	0	0	0	0	<b>69</b>
PRIVATE SERVICE VEHICLE	39	0	0	0	0	0	0	1	0	0	0	0	0	<b>40</b>
EDUNL INSTITUTION BUS	753	1	7	6	25	14	3	26	15	2	0	2	1	<b>855</b>
OTHER BUSES	17	0	0	0	0	0	15	0	0	0	4	0	0	<b>36</b>
<b>TOTAL</b>	<b>2213</b>	<b>19</b>	<b>19</b>	<b>19</b>	<b>34</b>	<b>14</b>	<b>18</b>	<b>27</b>	<b>15</b>	<b>6</b>	<b>4</b>	<b>2</b>	<b>1</b>	<b>2391</b>
<b>TAXIES</b>														
MOTOR CAB	2664	30	31	34	20	40	38	29	29	12	20	25	28	<b>3000</b>
MAXI CAB	1584	9	5	6	4	4	6	5	4	4	4	6	4	<b>1645</b>
OTHER TAXI	56	0	0	0	0	0	0	0	0	0	0	0	0	<b>56</b>
<b>TOTAL</b>	<b>4304</b>	<b>39</b>	<b>36</b>	<b>40</b>	<b>24</b>	<b>44</b>	<b>44</b>	<b>34</b>	<b>33</b>	<b>16</b>	<b>24</b>	<b>31</b>	<b>32</b>	<b>4701</b>
<b>LIGHT MOTOR VEHICLES</b>														
3 SEATER (A/R)	10127	81	56	62	102	44	43	60	38	38	40	42	42	<b>10775</b>
4 TO SIX SEATER	260	0	0	0	0	0	0	0	0	0	5	6	4	<b>275</b>
<b>TOTAL</b>	<b>10387</b>	<b>81</b>	<b>56</b>	<b>62</b>	<b>102</b>	<b>44</b>	<b>43</b>	<b>60</b>	<b>38</b>	<b>38</b>	<b>45</b>	<b>48</b>	<b>46</b>	<b>11050</b>
OTHER VEHICLE	4632	0	0	0	1	7	0	0	0	0	0		0	<b>4640</b>
<b>TOTAL TRANSPORT</b>	<b>40101</b>	<b>288</b>	<b>226</b>	<b>246</b>	<b>282</b>	<b>276</b>	<b>255</b>	<b>286</b>	<b>251</b>	<b>184</b>	<b>202</b>	<b>193</b>	<b>210</b>	<b>43000</b>
<b>GRAND TOTAL (TRANS+NON-TRANSP)</b>	<b>416749</b>	<b>3485</b>	<b>3343</b>	<b>3415</b>	<b>3170</b>	<b>1899</b>	<b>2235</b>	<b>2672</b>	<b>2847</b>	<b>2136</b>	<b>2443</b>	<b>2716</b>	<b>2674</b>	<b>449784</b>

## 33.Yadgiri (KA-33)

TYPE OF VEHICLES	TOTAL AS ON 31-03-2018	VEHICLES NEWLY REGISTERED IN THE YEAR 2018-19												TOTAL AS ON 31-03-2019
		Apr-18	May-18	Jun-18	Jul-18	Aug-18	Sep-18	Oct-18	Nov-18	Dec-18	Jan-19	Feb-19	Mar-19	
<b>NON TRANSPORT VEHICLE</b>														
TWO WHEELERS	102665	1228	1486	1409	1304	573	1239	876	1077	986	1144	854	895	<b>115736</b>
CAR	5050	64	70	40	68	41	58	36	48	79	70	41	64	<b>5729</b>
JEEP	1310	0	2	1	0	0	0	0	0	0	0	0	0	<b>1313</b>
OMNI BUS	1246	0	0	0	0	2	1	1	2	0	0	0	0	<b>1252</b>
TRACTOR	11091	97	103	101	201	1	92	49	92	57	123	64	65	<b>12136</b>
TRAILOR	5593	34	33	26	41	0	1	17	11	10	150	28	29	<b>5973</b>
CONSTRN EQUIPMENT VEHICLE	145	15	5	3	3	7	5	6	3	0	0	3	3	<b>198</b>
OTHER VEHICLE	858	5	0	0	13	0	0	0	3	24	0	0	0	<b>903</b>
<b>TOTAL NON-TRANSPORT</b>	<b>127958</b>	<b>1443</b>	<b>1699</b>	<b>1580</b>	<b>1630</b>	<b>624</b>	<b>1396</b>	<b>985</b>	<b>1236</b>	<b>1156</b>	<b>1487</b>	<b>990</b>	<b>1056</b>	<b>143240</b>
<b>TRANSPORT VEHICLES</b>														
MULTIAXLED/ARTICULATED	155	0	0	0	3	0	2	1	4	3	9	5	18	<b>200</b>
TRUCKS&LORRIES	2202	23	12	18	15	5	4	5	0	4	0	2	0	<b>2290</b>
<b>TOTAL</b>	<b>2357</b>	<b>23</b>	<b>12</b>	<b>18</b>	<b>18</b>	<b>5</b>	<b>6</b>	<b>6</b>	<b>4</b>	<b>7</b>	<b>9</b>	<b>7</b>	<b>18</b>	<b>2490</b>
<b>LMV GOODS</b>														
4 WHEELERS	2424	47	36	31	31	38	42	31	31	44	73	35	32	<b>2895</b>
3 WHEELERS	652	8	10	10	6	2	11	9	2	6	8	6	9	<b>739</b>
<b>TOTAL</b>	<b>3076</b>	<b>55</b>	<b>46</b>	<b>41</b>	<b>37</b>	<b>40</b>	<b>53</b>	<b>40</b>	<b>33</b>	<b>50</b>	<b>81</b>	<b>41</b>	<b>41</b>	<b>3634</b>
<b>BUSES</b>														
STAGE CARRIAGES	357	7	4	6	0	9	5	10	0	0	0	0	0	<b>398</b>
CONTRACT CARRIAGES	1	0	0	0	0	0	0	0	0	0	0	0	0	<b>1</b>
PRIVATE SERVICE VEHICLE	22	0	0	0	0	0	0	0	0	0	0	0	0	<b>22</b>
EDUNL INSTITUTION BUS	131	1	6	6	13	0	2	0	6	0	1	0	1	<b>167</b>
OTHER BUSES	11	0	0	0	0	0	0	0	0	0	0	0	0	<b>11</b>
<b>TOTAL</b>	<b>522</b>	<b>8</b>	<b>10</b>	<b>12</b>	<b>13</b>	<b>9</b>	<b>7</b>	<b>10</b>	<b>6</b>	<b>0</b>	<b>1</b>	<b>0</b>	<b>1</b>	<b>599</b>
<b>TAXIES</b>														
MOTOR CAB	1449	18	14	14	10	15	18	12	21	21	5	17	18	<b>1632</b>
MAXI CAB	707	9	2	7	5	4	2	0	1	1	1	2	6	<b>747</b>
OTHER TAXI	10	0	0	0	0	0	0	0	0	0	0	0	0	<b>10</b>
<b>TOTAL</b>	<b>2166</b>	<b>27</b>	<b>16</b>	<b>21</b>	<b>15</b>	<b>19</b>	<b>20</b>	<b>12</b>	<b>22</b>	<b>2</b>	<b>6</b>	<b>0</b>	<b>24</b>	<b>2350</b>
<b>LIGHT MOTOR VEHICLES</b>														
3 SEATER (A/R)	6294	77	64	75	68	42	52	62	61	47	55	40	44	<b>6981</b>
4 TO SIX SEATER	297	0	0	0	0	0	0	3	0	0	0	3	0	<b>303</b>
<b>TOTAL</b>	<b>6591</b>	<b>77</b>	<b>64</b>	<b>75</b>	<b>68</b>	<b>42</b>	<b>52</b>	<b>65</b>	<b>61</b>	<b>47</b>	<b>55</b>	<b>62</b>	<b>44</b>	<b>7303</b>
OTHER VEHICLE	1300	0	0	0	21	0	1	0	1	2	2	0	0	<b>1327</b>
<b>TOTAL TRANSPORT</b>	<b>16012</b>	<b>190</b>	<b>148</b>	<b>167</b>	<b>172</b>	<b>115</b>	<b>139</b>	<b>133</b>	<b>127</b>	<b>101</b>	<b>154</b>	<b>103</b>	<b>128</b>	<b>17689</b>
<b>GRAND TOTAL (TRANS+NON-TRANSP)</b>	<b>143970</b>	<b>1633</b>	<b>1847</b>	<b>1747</b>	<b>1802</b>	<b>739</b>	<b>1535</b>	<b>1118</b>	<b>1363</b>	<b>1257</b>	<b>1641</b>	<b>1093</b>	<b>1184</b>	<b>160929</b>

## 34. Bellary (KA-34)

TYPE OF VEHICLES	TOTAL AS ON 31-03-2018	VEHICLES NEWLY REGISTERED IN THE YEAR 2018-19												TOTAL AS ON 31-03-2019	
		Apr-18	May-18	Jun-18	Jul-18	Aug-18	Sep-18	Oct-18	Nov-18	Dec-18	Jan-19	Feb-19	Mar-19		
<b>NON TRANSPORT VEHICLE</b>															
TWO WHEELERS	196388	863	723	679	1839	921	1814	1027	1692	1236	1120	1298	1312	<b>210912</b>	
CAR	13622	157	99	84	136	112	135	84	110	76	106	72	97	<b>14890</b>	
JEEP	1560	0	0	1	1	2	0	0	1	0	0	0	0	<b>1565</b>	
OMNI BUS	1729	1	5	7	7	5	5	0	1	2	0	0	0	<b>1762</b>	
TRACTOR	11352	43	23	20	104	45	0	13	57	58	49	28	31	<b>11823</b>	
TRAILOR	6579	14	8	6	26	21	0	0	0	7	5	13	12	<b>6691</b>	
CONSTRN EQUIPMENT VEHICLE	80	7	3	15	0	11	2	9	2	2	1	8	5	<b>145</b>	
OTHER VEHICLE	741	6	2	0	0	0	8	0	0	0	12	2	0	<b>771</b>	
<b>TOTAL NON-TRANSPORT</b>	<b>232051</b>	<b>1091</b>	<b>863</b>	<b>812</b>	<b>2113</b>	<b>1117</b>	<b>1964</b>	<b>1133</b>	<b>1868</b>	<b>1381</b>	<b>1293</b>	<b>1421</b>	<b>1457</b>	<b>248564</b>	
<b>TRANSPORT VEHICLES</b>															
MULTIAXLED/ARTICULATED	1434	25	33	12	41	31	19	18	12	32	10	13	21	<b>1701</b>	
TRUCKS&LORRIES	4975	5	0	36	0	6	4	16	9	12	5	23	5	<b>5096</b>	
<b>TOTAL</b>	<b>6409</b>	<b>30</b>	<b>33</b>	<b>48</b>	<b>41</b>	<b>37</b>	<b>23</b>	<b>44</b>	<b>21</b>	<b>44</b>	<b>15</b>	<b>36</b>	<b>26</b>	<b>6807</b>	
<b>LMV GOODS</b>															
4 WHEELERS	4464	89	7	55	66	52	103	73	125	96	106	61	110	<b>4464</b>	
3 WHEELERS	1516	18	4	4	8	3	7	0	10	7	18	6	10	<b>1516</b>	
<b>TOTAL</b>	<b>5980</b>	<b>107</b>	<b>11</b>	<b>59</b>	<b>74</b>	<b>55</b>	<b>110</b>	<b>73</b>	<b>135</b>	<b>103</b>	<b>124</b>	<b>67</b>	<b>120</b>	<b>7018</b>	
<b>BUSES</b>															
STAGE CARRIAGES	576	5	2	0	2	2	0	1	0	2	2	4	3	<b>599</b>	
CONTRACT CARRIAGES	20	4	0	2	0	0	0	0	0	1	1	4	2	<b>34</b>	
PRIVATE SERVICE VEHICLE	159	1	3	0	0	0	1	2	1	1	0	0	1	<b>169</b>	
EDUNL INSTITUTION BUS	387	0	0	2	0	0	1	2	3	0	1	0	1	<b>397</b>	
OTHER BUSES	6	0	2	5	12	6	2	0	1	1	2	0	2	<b>39</b>	
<b>TOTAL</b>	<b>1148</b>	<b>10</b>	<b>7</b>	<b>9</b>	<b>14</b>	<b>8</b>	<b>4</b>	<b>5</b>	<b>5</b>	<b>5</b>	<b>6</b>	<b>8</b>	<b>9</b>	<b>1238</b>	
<b>TAXIES</b>															
MOTOR CAB	1796	17	9	16	21	15	27	11	7	5	7	13	12	<b>1956</b>	
MAXI CAB	1005	4	1	2	1	1	1	1	5	3	3	3	3	<b>1033</b>	
OTHER TAXI	71	12	0	0	0	0	0	0	0	0	0	1	0	<b>84</b>	
<b>TOTAL</b>	<b>2872</b>	<b>33</b>	<b>10</b>	<b>18</b>	<b>22</b>	<b>16</b>	<b>28</b>	<b>12</b>	<b>12</b>	<b>8</b>	<b>10</b>	<b>17</b>	<b>15</b>	<b>3073</b>	
<b>LIGHT MOTOR VEHICLES</b>															
3 SEATER (A/R)	4360	18	42	6	10	9	8	8	9	6	12	2	12	<b>4502</b>	
4 TO SIX SEATER	148	0	5	0	0	0	0	0	0	1	2	0	1	<b>157</b>	
<b>TOTAL</b>	<b>4508</b>	<b>18</b>	<b>47</b>	<b>6</b>	<b>10</b>	<b>9</b>	<b>8</b>	<b>8</b>	<b>9</b>	<b>7</b>	<b>14</b>	<b>2</b>	<b>13</b>	<b>4659</b>	
OTHER VEHICLE	2620	10	1	2	0	0	0	0	10	2	3	1	5	<b>2654</b>	
<b>TOTAL TRANSPORT</b>	<b>23537</b>	<b>208</b>	<b>109</b>	<b>142</b>	<b>161</b>	<b>125</b>	<b>173</b>	<b>173</b>	<b>192</b>	<b>169</b>	<b>172</b>	<b>131</b>	<b>188</b>	<b>25480</b>	
<b>GRAND TOTAL (TRANS+NON-TRANSP)</b>	<b>255588</b>	<b>1299</b>	<b>972</b>	<b>954</b>	<b>2274</b>	<b>1242</b>	<b>2137</b>	<b>1277</b>	<b>2060</b>	<b>1550</b>	<b>1465</b>	<b>1552</b>	<b>1645</b>	<b>274015</b>	

## 35. Hospet (KA-35)

TYPE OF VEHICLES	TOTAL AS ON 31-03-2018	VEHICLES NEWLY REGISTERED IN THE YEAR 2018-19												TOTAL AS ON 31-03-2019
		Apr-18	May-18	Jun-18	Jul-18	Aug-18	Sep-18	Oct-18	Nov-18	Dec-18	Jan-19	Feb-19	Mar-19	
<b>NON TRANSPORT VEHICLE</b>														
TWO WHEELERS	199388	2017	1550	1519	1665	1177	1901	1147	1748	1642	1344	1599	1739	<b>218436</b>
CAR	13065	98	85	69	114	40	84	65	112	69	85	104	95	<b>14085</b>
JEEP	618	0	0	0	0	0	20	0	0	0	0	0	0	<b>638</b>
OMNI BUS	3833	53	40	29	35	12	0	33	51	37	37	38	53	<b>4251</b>
TRACTOR	13686	99	98	62	108	14	69	38	52	128	112	146	104	<b>14716</b>
TRAILOR	7811	26	27	15	27	0	6	7	12	24	16	34	28	<b>8033</b>
CONSTRN EQUIPMENT VEHICLE	360	0	0	0	0	0	0	0	0	0	0	0	0	<b>360</b>
OTHER VEHICLE	1214	0	0	0	0	0	0	0	0	0	0	0	0	<b>1214</b>
<b>TOTAL NON-TRANSPORT</b>	<b>239975</b>	<b>2293</b>	<b>1800</b>	<b>1694</b>	<b>1949</b>	<b>1243</b>	<b>2080</b>	<b>1290</b>	<b>1975</b>	<b>1900</b>	<b>1594</b>	<b>1921</b>	<b>2019</b>	<b>261733</b>
<b>TRANSPORT VEHICLES</b>														
MULTIAXLED/ARTICULATED	2233	21	32	12	46	52	24	88	80	79	134	138	144	<b>3083</b>
TRUCKS&LORRIES	5922	34	7	17	25	8	27	6	11	6	5	7	4	<b>6079</b>
<b>TOTAL</b>	<b>8155</b>	<b>55</b>	<b>39</b>	<b>29</b>	<b>71</b>	<b>60</b>	<b>51</b>	<b>94</b>	<b>91</b>	<b>87</b>	<b>139</b>	<b>145</b>	<b>148</b>	<b>9164</b>
<b>LMV GOODS</b>														
4 WHEELERS	4679	84	58	39	67	41	60	59	67	62	85	80	88	<b>5469</b>
3 WHEELERS	1119	1	3	16	4	2	0	5	11	6	1	1	2	<b>1171</b>
<b>TOTAL</b>	<b>5798</b>	<b>85</b>	<b>61</b>	<b>55</b>	<b>71</b>	<b>43</b>	<b>60</b>	<b>64</b>	<b>78</b>	<b>68</b>	<b>86</b>	<b>81</b>	<b>90</b>	<b>6640</b>
<b>BUSES</b>														
STAGE CARRIAGES	2	0	0	0	0	0	0	0	0	0	0	0	0	<b>2</b>
CONTRACT CARRIAGES	18	0	0	0	0	0	0	0	0	0	2	0	0	<b>20</b>
PRIVATE SERVICE VEHICLE	214	0	2	2	0	0	5	4	0	0	0	4	1	<b>232</b>
EDUNL INSTITUTION BUS	266	1	0	14	13	3	0	4	4	1	1	3	1	<b>311</b>
OTHER BUSES	38	0	0	0	0	0	0	0	0	0	0	0	0	<b>38</b>
<b>TOTAL</b>	<b>538</b>	<b>1</b>	<b>2</b>	<b>16</b>	<b>13</b>	<b>3</b>	<b>5</b>	<b>8</b>	<b>4</b>	<b>1</b>	<b>3</b>	<b>7</b>	<b>2</b>	<b>603</b>
<b>TAXIES</b>														
MOTOR CAB	1599	40	24	13	27	28	18	28	18	15	15	18	19	<b>1862</b>
MAXI CAB	1157	7	14	17	5	5	4	3	2	4	4	2	5	<b>1229</b>
OTHER TAXI	68	0	0	0	0	0	0	0	0	0	0	0	0	<b>68</b>
<b>TOTAL</b>	<b>2824</b>	<b>47</b>	<b>38</b>	<b>30</b>	<b>32</b>	<b>33</b>	<b>22</b>	<b>31</b>	<b>20</b>	<b>19</b>	<b>19</b>	<b>20</b>	<b>24</b>	<b>3159</b>
<b>LIGHT MOTOR VEHICLES</b>														
3 SEATER (A/R)	2765	0	0	0	0	0	0	0	0	20	31	12	59	<b>2887</b>
4 TO SIX SEATER	105	0	0	0	0	0	0	0	0	0	0	0	0	<b>105</b>
<b>TOTAL</b>	<b>2870</b>	<b>0</b>	<b>0</b>	<b>0</b>	<b>0</b>	<b>0</b>	<b>0</b>	<b>0</b>	<b>0</b>	<b>20</b>	<b>31</b>	<b>12</b>	<b>59</b>	<b>2992</b>
OTHER VEHICLE	2396	7	10	21	28	4	11	8	16	10	17	10	28	<b>2566</b>
<b>TOTAL TRANSPORT</b>	<b>22581</b>	<b>195</b>	<b>150</b>	<b>151</b>	<b>215</b>	<b>143</b>	<b>149</b>	<b>205</b>	<b>209</b>	<b>205</b>	<b>295</b>	<b>275</b>	<b>351</b>	<b>25124</b>
<b>GRAND TOTAL (TRANS+NON-TRANSP)</b>	<b>262556</b>	<b>2488</b>	<b>1950</b>	<b>1845</b>	<b>2164</b>	<b>1386</b>	<b>2229</b>	<b>1495</b>	<b>2184</b>	<b>2105</b>	<b>1889</b>	<b>2196</b>	<b>2370</b>	<b>286857</b>



## 36. Raichur (KA-36)

TYPE OF VEHICLES	TOTAL AS ON 31-03-2018	VEHICLES NEWLY REGISTERED IN THE YEAR 2018-19												TOTAL AS ON 31-03-2019
		Apr-18	May-18	Jun-18	Jul-18	Aug-18	Sep-18	Oct-18	Nov-18	Dec-18	Jan-19	Feb-19	Mar-19	
<b>NON TRANSPORT VEHICLE</b>														
TWO WHEELERS	262451	3109	2866	2597	2648	2451	2302	2818	2243	2931	1727	1780	1956	<b>291879</b>
CAR	15437	194	156	117	136	20	157	113	123	126	154	102	143	<b>16978</b>
JEEP	659	0	0	0	0	0	0	0	0	0	0	0	0	<b>659</b>
OMNI BUS	1359	2	3	4	5	2	5	1	5	2	172	0	6	<b>1566</b>
TRACTOR	26888	195	168	174	211	0	149	146	175	133	46	108	146	<b>28539</b>
TRAILOR	10469	44	45	55	50	0	0	1	9	43	2	44	55	<b>10817</b>
CONSTRN EQUIPMENT VEHICLE	27	0	0	0	0	0	1	0	1	4	4	6	11	<b>54</b>
OTHER VEHICLE	830	11	23	123	21	0	7	4	7	2	0	1	1	<b>1030</b>
<b>TOTAL NON-TRANSPORT</b>	<b>318120</b>	<b>3555</b>	<b>3261</b>	<b>3070</b>	<b>3071</b>	<b>2473</b>	<b>2621</b>	<b>3083</b>	<b>2563</b>	<b>3241</b>	<b>2105</b>	<b>2041</b>	<b>2318</b>	<b>351522</b>
<b>TRANSPORT VEHICLES</b>														
MULTIAXLED/ARTICULATED	815	30	33	6	2	10	30	10	20	21	12	15	8	<b>1012</b>
TRUCKS&LORRIES	2411	4	5	20	24	5	40	15	12	8	10	10	13	<b>2577</b>
<b>TOTAL</b>	<b>3226</b>	<b>34</b>	<b>38</b>	<b>26</b>	<b>26</b>	<b>15</b>	<b>70</b>	<b>25</b>	<b>32</b>	<b>29</b>	<b>22</b>	<b>25</b>	<b>21</b>	<b>3589</b>
<b>LMV GOODS</b>														
4 WHEELERS	3973	55	46	52	64	15	36	60	40	27	20	27	25	<b>4440</b>
3 WHEELERS	3149	14	15	16	12	3	8	22	10	7	5	5	7	<b>3273</b>
<b>TOTAL</b>	<b>7122</b>	<b>69</b>	<b>61</b>	<b>68</b>	<b>76</b>	<b>18</b>	<b>44</b>	<b>82</b>	<b>50</b>	<b>34</b>	<b>25</b>	<b>32</b>	<b>32</b>	<b>7713</b>
<b>BUSES</b>														
STAGE CARRIAGES	522	5	0	0	4	0	0	0	0	0	0	0	0	<b>531</b>
CONTRACT CARRIAGES	4	0	0	0	0	0	1	0	0	0	0	0	0	<b>5</b>
PRIVATE SERVICE VEHICLE	134	0	0	0	1	0	0	0	0	0	0	0	0	<b>135</b>
EDUNL INSTITUTION BUS	92	0	1	1	12	0	0	0	0	0	3	2	2	<b>113</b>
OTHER BUSES	164	0	0	8	0	19	11	6	6	0	0	0	0	<b>214</b>
<b>TOTAL</b>	<b>916</b>	<b>5</b>	<b>1</b>	<b>9</b>	<b>17</b>	<b>19</b>	<b>12</b>	<b>6</b>	<b>6</b>	<b>0</b>	<b>3</b>	<b>2</b>	<b>2</b>	<b>998</b>
<b>TAXIES</b>														
MOTOR CAB	2334	51	39	26	18	25	30	24	24	23	23	18	15	<b>2650</b>
MAXI CAB	1531	4	7	4	11	6	11	4	1	2	0	5	6	<b>1592</b>
OTHER TAXI	0	0	0	0	0	0	0	0	0	0	23	0	0	<b>23</b>
<b>TOTAL</b>	<b>3865</b>	<b>55</b>	<b>46</b>	<b>30</b>	<b>29</b>	<b>31</b>	<b>41</b>	<b>28</b>	<b>25</b>	<b>25</b>	<b>46</b>	<b>23</b>	<b>21</b>	<b>4265</b>
<b>LIGHT MOTOR VEHICLES</b>														
3 SEATER (A/R)	5262	42	40	47	62	0	26	81	54	38	39	43	32	<b>5766</b>
4 TO SIX SEATER	317	0	0	0	0	0	0	0	0	0	0	0	0	<b>317</b>
<b>TOTAL</b>	<b>5579</b>	<b>42</b>	<b>40</b>	<b>47</b>	<b>62</b>	<b>0</b>	<b>26</b>	<b>81</b>	<b>54</b>	<b>38</b>	<b>39</b>	<b>43</b>	<b>32</b>	<b>6083</b>
OTHER VEHICLE	3517	3	3	0	0	0	0	2	1	0	0	3	2	<b>3531</b>
<b>TOTAL TRANSPORT</b>	<b>24225</b>	<b>208</b>	<b>189</b>	<b>180</b>	<b>210</b>	<b>83</b>	<b>193</b>	<b>224</b>	<b>165</b>	<b>118</b>	<b>135</b>	<b>128</b>	<b>110</b>	<b>26168</b>
<b>GRAND TOTAL (TRANS+NON-TRANSP)</b>	<b>342345</b>	<b>3763</b>	<b>3450</b>	<b>3250</b>	<b>3281</b>	<b>2556</b>	<b>2814</b>	<b>3304</b>	<b>2731</b>	<b>3357</b>	<b>2240</b>	<b>2169</b>	<b>2428</b>	<b>377688</b>

## 37. Koppal (KA-37)

TYPE OF VEHICLES	TOTAL AS ON 31-03-2018	VEHICLES NEWLY REGISTERED IN THE YEAR 2018-19											TOTAL AS ON 31-03-2019	
		Apr-18	May-18	Jun-18	Jul-18	Aug-18	Sep-18	Oct-18	Nov-18	Dec-18	Jan-19	Feb-19		Mar-19
<b>NON TRANSPORT VEHICLE</b>														
TWO WHEELERS	177101	2157	2024	2103	1662	105	2241	2166	1935	1410	964	614	1018	<b>195500</b>
CAR	10019	105	90	103	95	32	106	73	90	88	83	128	103	<b>11115</b>
JEEP	524	1	0	0	0	0	0	0	0	0	0	0	0	<b>525</b>
OMNI BUS	1537	0	3	2	3	2	4	0	0	8	0	0	0	<b>1559</b>
TRACTOR	17377	106	83	92	107	20	84	86	76	95	60	145	146	<b>18477</b>
TRAILOR	9134	33	34	36	39	8	9	18	22	41	27	41	44	<b>9486</b>
CONSTRN EQUIPMENT VEHICLE	463	7	9	5	10	2	5	2	7	2	4	0	6	<b>522</b>
OTHER VEHICLE	2165	28	5	12	16	1	0	0	0	0	0	8	0	<b>2235</b>
<b>TOTAL NON-TRANSPORT</b>	<b>218320</b>	<b>2437</b>	<b>2248</b>	<b>2353</b>	<b>1932</b>	<b>170</b>	<b>2449</b>	<b>2345</b>	<b>2130</b>	<b>1644</b>	<b>1138</b>	<b>936</b>	<b>1317</b>	<b>239419</b>
<b>TRANSPORT VEHICLES</b>														
MULTIAXLED/ARTICULATED	488	16	9	13	4	2	10	8	9	6	4	2	4	<b>575</b>
TRUCKS&LORRIES	2226	4	7	6	9	5	18	3	6	7	17	7	8	<b>2323</b>
<b>TOTAL</b>	<b>2714</b>	<b>20</b>	<b>16</b>	<b>19</b>	<b>13</b>	<b>7</b>	<b>28</b>	<b>11</b>	<b>15</b>	<b>13</b>	<b>21</b>	<b>9</b>	<b>12</b>	<b>2898</b>
<b>LMV GOODS</b>														
4 WHEELERS	4189	66	49	52	36	10	47	44	41	41	24	20	22	<b>4641</b>
3 WHEELERS	2678	28	20	21	26	7	32	37	36	31	22	27	28	<b>2993</b>
<b>TOTAL</b>	<b>6867</b>	<b>94</b>	<b>69</b>	<b>73</b>	<b>62</b>	<b>17</b>	<b>79</b>	<b>81</b>	<b>77</b>	<b>72</b>	<b>46</b>	<b>47</b>	<b>50</b>	<b>7634</b>
<b>BUSES</b>														
STAGE CARRIAGES	527	14	12	13	4	16	6	2	6	7	0	0	0	<b>607</b>
CONTRACT CARRIAGES	0	0	0	0	0	0	0	0	0	0	0	0	0	<b>0</b>
PRIVATE SERVICE VEHICLE	75	0	0	0	0	0	2	0	0	0	1	0	0	<b>78</b>
EDUNL INSTITUTION BUS	209	0	5	6	8	3	5	4	2	1	1	1	0	<b>245</b>
OTHER BUSES	31	0	0	0	0	0	0	0	0	0	0	1	0	<b>32</b>
<b>TOTAL</b>	<b>840</b>	<b>14</b>	<b>17</b>	<b>19</b>	<b>12</b>	<b>19</b>	<b>13</b>	<b>6</b>	<b>8</b>	<b>8</b>	<b>2</b>	<b>2</b>	<b>0</b>	<b>960</b>
<b>TAXIES</b>														
MOTOR CAB	1809	18	31	23	22	4	31	15	15	8	3	3	6	<b>1988</b>
MAXI CAB	803	2	6	5	2	0	4	1	0	2	0	0	1	<b>826</b>
OTHER TAXI	17	0	0	0	1	0	0	0	1	0	0	0	0	<b>19</b>
<b>TOTAL</b>	<b>2629</b>	<b>20</b>	<b>37</b>	<b>28</b>	<b>25</b>	<b>4</b>	<b>35</b>	<b>16</b>	<b>16</b>	<b>10</b>	<b>3</b>	<b>3</b>	<b>7</b>	<b>2833</b>
<b>LIGHT MOTOR VEHICLES</b>														
3 SEATER (A/R)	2931	5	8	12	12	2	14	7	9	17	8	3	4	<b>3032</b>
4 TO SIX SEATER	180	0	0	0	0	0	0	0	0	0	0	0	0	<b>180</b>
<b>TOTAL</b>	<b>3111</b>	<b>5</b>	<b>8</b>	<b>12</b>	<b>12</b>	<b>2</b>	<b>14</b>	<b>7</b>	<b>9</b>	<b>17</b>	<b>8</b>	<b>3</b>	<b>4</b>	<b>3212</b>
OTHER VEHICLE	2153	2	0	2	0	1	0	0	0	0	1	0	0	<b>2159</b>
<b>TOTAL TRANSPORT</b>	<b>18314</b>	<b>155</b>	<b>147</b>	<b>153</b>	<b>124</b>	<b>50</b>	<b>169</b>	<b>121</b>	<b>125</b>	<b>120</b>	<b>81</b>	<b>64</b>	<b>73</b>	<b>19696</b>
<b>GRAND TOTAL (TRANS+NON-TRANSP)</b>	<b>236634</b>	<b>2592</b>	<b>2395</b>	<b>2506</b>	<b>2056</b>	<b>220</b>	<b>2618</b>	<b>2466</b>	<b>2255</b>	<b>1764</b>	<b>1219</b>	<b>1000</b>	<b>1390</b>	<b>259115</b>

## 38. Bidar (KA-38)

TYPE OF VEHICLES	TOTAL AS ON 31-03-2018	VEHICLES NEWLY REGISTERED IN THE YEAR 2018-19												TOTAL AS ON 31-03-2019
		Apr-18	May-18	Jun-18	Jul-18	Aug-18	Sep-18	Oct-18	Nov-18	Dec-18	Jan-19	Feb-19	Mar-19	
<b>NON TRANSPORT VEHICLE</b>														
TWO WHEELERS	77481	821	858	821	842	821	438	325	675	636	586	738	735	85777
CAR	4151	79	82	75	77	81	50	43	80	54	86	83	79	5020
JEEP	218	0	0	0	0	0	0	0	0	0	0	0	0	218
OMNI BUS	623	0	0	0	0	0	0	0	0	0	0	0	0	623
TRACTOR	2539	13	15	14	13	15	10	10	25	22	27	32	45	2780
TRAILOR	2318	10	12	12	12	13	0	2	7	6	15	20	14	2441
CONSTRN EQUIPMENT VEHICLE	46	3	2	2	1	2	0	5	0	3	4	0	1	69
OTHER VEHICLE	196	2	0	0	0	0	0	0	0	0	0	0	0	198
<b>TOTAL NON-TRANSPORT</b>	<b>87572</b>	<b>928</b>	<b>969</b>	<b>924</b>	<b>945</b>	<b>932</b>	<b>498</b>	<b>385</b>	<b>786</b>	<b>721</b>	<b>718</b>	873	<b>874</b>	<b>97125</b>
<b>TRANSPORT VEHICLES</b>														
MULTIAXLED/ARTICULATED	278	0	0	0	0	0	10	0	0	0	0	0	0	288
TRUCKS&LORRIES	2772	9	12	10	11	12	0	8	7	10	14	24	14	2903
<b>TOTAL</b>	<b>3050</b>	<b>9</b>	<b>12</b>	<b>10</b>	<b>11</b>	<b>12</b>	<b>10</b>	<b>8</b>	<b>7</b>	<b>10</b>	<b>14</b>	24	<b>14</b>	<b>3191</b>
<b>LMV GOODS</b>														
4 WHEELERS	1851	12	11	12	11	12	0	0	8	5	1	6	0	1929
3 WHEELERS	1387	5	6	6	7	6	0	0	2	1	6	6	17	1449
<b>TOTAL</b>	<b>3238</b>	<b>17</b>	<b>17</b>	<b>18</b>	<b>18</b>	<b>18</b>	<b>0</b>	<b>0</b>	<b>10</b>	<b>6</b>	<b>7</b>	12	<b>17</b>	<b>3378</b>
<b>BUSES</b>														
STAGE CARRIAGES	464	0	0	0	0	0	0	4	7	8	0	0	0	483
CONTRACT CARRIAGES	54	0	0	0	0	0	0	0	0	0	0	0	0	54
PRIVATE SERVICE VEHICLE	41	0	0	0	0	0	0	0	0	0	0	0	0	41
EDUNL INSTITUTION BUS	108	3	2	1	0	0	6	0	4	2	1	0	0	127
OTHER BUSES	29	1	1	2	2	1	0	0	0	0	0	0	0	36
<b>TOTAL</b>	<b>692</b>	<b>4</b>	<b>3</b>	<b>3</b>	<b>2</b>	<b>1</b>	<b>6</b>	<b>4</b>	<b>11</b>	<b>10</b>	<b>1</b>	0	<b>0</b>	<b>737</b>
<b>TAXIES</b>														
MOTOR CAB	675	12	10	12	13	12	0	0	2	1	0	2	8	747
MAXI CAB	632	6	6	5	6	5	0	0	1	1	0	0	0	662
OTHER TAXI	40	0	0	0	0	0	0	0	0	0	0	0	0	40
<b>TOTAL</b>	<b>1347</b>	<b>18</b>	<b>16</b>	<b>17</b>	<b>19</b>	<b>17</b>	<b>0</b>	<b>0</b>	<b>3</b>	<b>2</b>	<b>0</b>	0	<b>8</b>	<b>1447</b>
<b>LIGHT MOTOR VEHICLES</b>														
3 SEATER (A/R)	3047	27	35	34	32	31	10	7	10	9	14	9	32	3297
4 TO SIX SEATER	55	0	0	0	0	0	0	0	0	0	0	0	0	55
<b>TOTAL</b>	<b>3102</b>	<b>27</b>	<b>35</b>	<b>34</b>	<b>32</b>	<b>31</b>	<b>10</b>	<b>7</b>	<b>10</b>	<b>9</b>	<b>14</b>	9	<b>32</b>	<b>3352</b>
OTHER VEHICLE	720	0	0	0	0	0	0	0	0	0	0		0	720
<b>TOTAL TRANSPORT</b>	<b>12149</b>	<b>75</b>	<b>83</b>	<b>82</b>	<b>82</b>	<b>79</b>	<b>26</b>	<b>19</b>	<b>41</b>	<b>37</b>	<b>36</b>	47	<b>71</b>	<b>12827</b>
<b>GRAND TOTAL (TRANS+NON-TRANSP)</b>	<b>99721</b>	<b>1003</b>	<b>1052</b>	<b>1006</b>	<b>1027</b>	<b>1011</b>	<b>524</b>	<b>408</b>	<b>827</b>	<b>758</b>	<b>754</b>	920	<b>945</b>	<b>109956</b>

## 39. Bhalki(KA-39)

TYPE OF VEHICLES	TOTAL AS ON 31-03-2018	VEHICLES NEWLY REGISTERED IN THE YEAR 2018-19												TOTAL AS ON 31-03-2019
		Apr-18	May-18	Jun-18	Jul-18	Aug-18	Sep-18	Oct-18	Nov-18	Dec-18	Jan-19	Feb-19	Mar-19	
<b>NON TRANSPORT VEHICLE</b>														
TWO WHEELERS	52011	256	312	298	302	312	362	334	409	256	296	475	367	55990
CAR	2191	12	8	10	9	11	17	25	18	36	29	51	21	2438
JEEP	157	0	0	0	0	0	0	0	0	0	0	0	0	157
OMNI BUS	404	0	0	0	0	0	0	0	0	0	0	0	0	404
TRACTOR	2154	8	9	7	6	5	7	19	14	17	27	51	31	2355
TRAILOR	1592	5	6	5	5	6	0	1	0	7	4	27	9	1667
CONSTRN EQUIPMENT VEHICLE	0	0	0	0	0	0	1	2	0	0	0	0	0	3
OTHER VEHICLE	48	1	2	2	1	2	0	2	2	0	6	8	2	76
<b>TOTAL NON-TRANSPORT</b>	<b>58557</b>	<b>282</b>	<b>337</b>	<b>322</b>	<b>323</b>	<b>336</b>	<b>387</b>	<b>383</b>	<b>443</b>	<b>316</b>	<b>362</b>	<b>612</b>	<b>430</b>	<b>63090</b>
<b>TRANSPORT VEHICLES</b>														
MULTIAXLED/ARTICULATED	131	1	1	1	1	2	0	0	17	1	0	0	0	155
TRUCKS&LORRIES	1092	3	5	4	3	4	6	13	0	7	5	11	17	1170
<b>TOTAL</b>	<b>1223</b>	<b>4</b>	<b>6</b>	<b>5</b>	<b>4</b>	<b>6</b>	<b>6</b>	<b>13</b>	<b>17</b>	<b>8</b>	<b>5</b>	<b>11</b>	<b>17</b>	<b>1325</b>
<b>LMV GOODS</b>														
4 WHEELERS	1183	1	2	2	2	1	0	0	4	0	0	0	0	1195
3 WHEELERS	560	2	3	1	1	2	3	10	0	7	5	11	6	611
<b>TOTAL</b>	<b>1743</b>	<b>3</b>	<b>5</b>	<b>3</b>	<b>3</b>	<b>3</b>	<b>3</b>	<b>10</b>	<b>4</b>	<b>7</b>	<b>5</b>	<b>11</b>	<b>6</b>	<b>1806</b>
<b>BUSES</b>														
STAGE CARRIAGES	7	0	0	0	0	0	0	0	0	0	0	0	0	7
CONTRACT CARRIAGES	38	0	0	0	0	0	0	0	0	0	0	0	0	38
PRIVATE SERVICE VEHICLE	31	0	0	0	0	0	0	0	0	0	0	0	0	31
EDUNL INSTITUTION BUS	82	0	0	0	0	0	2	3	2	0	0	2	0	91
OTHER BUSES	6	0	0	0	0	0	0	0	0	0	0	0	0	6
<b>TOTAL</b>	<b>164</b>	<b>0</b>	<b>0</b>	<b>0</b>	<b>0</b>	<b>0</b>	<b>2</b>	<b>3</b>	<b>2</b>	<b>0</b>	<b>0</b>	<b>2</b>	<b>0</b>	<b>173</b>
<b>TAXIES</b>														
MOTOR CAB	568	1	2	2	1	2	7	0	0	0	0	0	3	586
MAXI CAB	467	1	1	0	0	0	0	2	0	0	0	0	1	472
OTHER TAXI	13	0	0	1	1	1	0	0	3	1	1	0	0	21
<b>TOTAL</b>	<b>1048</b>	<b>2</b>	<b>3</b>	<b>3</b>	<b>2</b>	<b>3</b>	<b>7</b>	<b>2</b>	<b>3</b>	<b>1</b>	<b>1</b>	<b>0</b>	<b>4</b>	<b>1079</b>
<b>LIGHT MOTOR VEHICLES</b>														
3 SEATER (A/R)	1086	2	3	2	2	1	2	3	3	0	0	0	5	1109
4 TO SIX SEATER	41	0	0	0	0	0	0	0	0	0	0	0	0	41
<b>TOTAL</b>	<b>1127</b>	<b>2</b>	<b>3</b>	<b>2</b>	<b>2</b>	<b>1</b>	<b>2</b>	<b>3</b>	<b>3</b>	<b>0</b>	<b>0</b>	<b>0</b>	<b>5</b>	<b>1150</b>
OTHER VEHICLE	658	0	1	2	1	2	0	3	3	0	0	7	3	680
<b>TOTAL TRANSPORT</b>	<b>5963</b>	<b>11</b>	<b>18</b>	<b>15</b>	<b>12</b>	<b>15</b>	<b>20</b>	<b>34</b>	<b>33</b>	<b>16</b>	<b>11</b>	<b>31</b>	<b>35</b>	<b>6214</b>
<b>GRAND TOTAL(TRANS+NON-TRANSP)</b>	<b>64520</b>	<b>293</b>	<b>355</b>	<b>337</b>	<b>335</b>	<b>351</b>	<b>407</b>	<b>417</b>	<b>476</b>	<b>332</b>	<b>373</b>	<b>643</b>	<b>465</b>	<b>69304</b>

## 40.Chikkaballapur (KA-40)

TYPE OF VEHICLES	TOTAL AS ON 31-03-2018	VEHICLES NEWLY REGISTERED IN THE YEAR 2018-19												TOTAL AS ON 31-03-2019
		Apr-18	May-18	Jun-18	Jul-18	Aug-18	Sep-18	Oct-18	Nov-18	Dec-18	Jan-19	Feb-19	Mar-19	
<b>NON TRANSPORT VEHICLE</b>														
TWO WHEELERS	154190	1342	1425	1424	1324	1302	1198	873	1045	721	711	540	864	<b>166959</b>
CAR	9030	78	96	84	96	95	77	55	94	26	64	72	59	<b>9926</b>
JEEP	142	0	0	0	0	0	0	0	0	0	0	0	0	<b>142</b>
OMNI BUS	1959	21	24	26	12	21	11	18	14	4	12	9	8	<b>2139</b>
TRACTOR	12071	57	54	64	102	95	47	26	29	22	32	36	41	<b>12676</b>
TRAILOR	7147	28	27	42	38	41	28	16	13	9	14	18	16	<b>7437</b>
CONSTRN EQUIPMENT VEHICLE	237	0	0	0	0	0	0	3	1	3	3	4	3	<b>254</b>
OTHER VEHICLE	1453	11	5	8	5	4	0	0	0	0	0	0	0	<b>1486</b>
<b>TOTAL NON-TRANSPORT</b>	<b>186229</b>	<b>1537</b>	<b>1631</b>	<b>1648</b>	<b>1577</b>	<b>1558</b>	<b>1361</b>	<b>991</b>	<b>1196</b>	<b>785</b>	<b>836</b>	<b>679</b>	<b>991</b>	<b>201019</b>
<b>TRANSPORT VEHICLES</b>														
MULTIAXLED/ARTICULATED	880	36	7	9	8	7	13	12	13	4	6	8	12	<b>1015</b>
TRUCKS&LORRIES	2690	1	4	6	12	9	8	18	21	12	18	24	32	<b>2855</b>
<b>TOTAL</b>	<b>3570</b>	<b>37</b>	<b>11</b>	<b>15</b>	<b>20</b>	<b>16</b>	<b>21</b>	<b>30</b>	<b>34</b>	<b>16</b>	<b>24</b>	<b>32</b>	<b>44</b>	<b>3870</b>
<b>LMV GOODS</b>														
4 WHEELERS	3810	7	51	24	31	32	9	14	40	24	31	41	43	<b>4157</b>
3 WHEELERS	706	69	7	9	7	6	3	11	5	9	12	13	16	<b>873</b>
<b>TOTAL</b>	<b>4516</b>	<b>76</b>	<b>58</b>	<b>33</b>	<b>38</b>	<b>38</b>	<b>12</b>	<b>25</b>	<b>45</b>	<b>33</b>	<b>43</b>	<b>54</b>	<b>59</b>	<b>5030</b>
<b>BUSES</b>														
STAGE CARRIAGES	780	0	0	0	0	0	0	0	0	0	0	0	0	<b>780</b>
CONTRACT CARRIAGES	47	0	0	0	0	0	0	0	0	0	0	0	0	<b>47</b>
PRIVATE SERVICE VEHICLE	19	0	0	0	0	0	0	0	0	0	0	0	0	<b>19</b>
EDUNL INSTITUTION BUS	420	3	3	0	19	10	4	0	0	4	8	5	3	<b>479</b>
OTHER BUSES	348	5	7	2	2	2	5	1	5	0	0	0	0	<b>377</b>
<b>TOTAL</b>	<b>1614</b>	<b>8</b>	<b>10</b>	<b>2</b>	<b>21</b>	<b>12</b>	<b>9</b>	<b>1</b>	<b>5</b>	<b>4</b>	<b>8</b>	<b>5</b>	<b>3</b>	<b>1702</b>
<b>TAXIES</b>														
MOTOR CAB	1960	36	24	8	44	32	23	26	19	27	26	21	26	<b>2272</b>
MAXI CAB	845	4	3	4	2	2	0	5	1	4	14	12	11	<b>907</b>
OTHER TAXI	9	0	0	0	0	0	0	0	0	0	0	0	0	<b>9</b>
<b>TOTAL</b>	<b>2814</b>	<b>40</b>	<b>27</b>	<b>12</b>	<b>46</b>	<b>34</b>	<b>23</b>	<b>31</b>	<b>20</b>	<b>31</b>	<b>40</b>	<b>33</b>	<b>37</b>	<b>3188</b>
<b>LIGHT MOTOR VEHICLES</b>														
3 SEATER (A/R)	4074	13	28	0	0	0	24	15	17	16	14	12	16	<b>4229</b>
4 TO SIX SEATER	445	0	0	37	23	26	0	0	0	0	0	0	0	<b>531</b>
<b>TOTAL</b>	<b>4519</b>	<b>13</b>	<b>28</b>	<b>37</b>	<b>23</b>	<b>26</b>	<b>24</b>	<b>15</b>	<b>17</b>	<b>16</b>	<b>14</b>	<b>12</b>	<b>16</b>	<b>4760</b>
OTHER VEHICLE	1323	5	7	26	0	5	0	39	12	8	0	4	6	<b>1435</b>
<b>TOTAL TRANSPORT</b>	<b>18356</b>	<b>179</b>	<b>141</b>	<b>125</b>	<b>148</b>	<b>131</b>	<b>89</b>	<b>141</b>	<b>133</b>	<b>108</b>	<b>129</b>	<b>819</b>	<b>165</b>	<b>20664</b>
<b>GRAND TOTAL (TRANS+NON-TRANSP)</b>	<b>204585</b>	<b>1716</b>	<b>1772</b>	<b>1773</b>	<b>1725</b>	<b>1689</b>	<b>1450</b>	<b>1132</b>	<b>1329</b>	<b>983</b>	<b>965</b>	<b>1498</b>	<b>1156</b>	<b>221773</b>

## 41. JNANABHARATHI (KA-41)

TYPE OF VEHICLES	TOTAL AS ON 31-03-2018	VEHICLES NEWLY REGISTERED IN THE YEAR 2018-19												TOTAL AS ON 31-03-2019
		Apr-18	May-18	Jun-18	Jul-18	Aug-18	Sep-18	Oct-18	Nov-18	Dec-18	Jan-19	Feb-19	Mar-19	
<b>NON TRANSPORT VEHICLE</b>														
TWO WHEELERS	247698	2225	2203	2752	2416	2357	2093	2309	2230	1185	2062	1915	2037	<b>273482</b>
CAR	59482	455	347	443	356	402	352	366	368	241	1114	425	429	<b>64780</b>
JEEP	154	0	0	0	0	0	0	2	1	0	1	0	1	<b>159</b>
OMNI BUS	2766	27	27	28	21	25	17	19	20	5	1	0	20	<b>2976</b>
TRACTOR	882	3	4	4	6	4	1	1	1	1	1	1	2	<b>911</b>
TRAILOR	779	2	2	2	3	2	1	1	0	1	1	1	1	<b>796</b>
CONSTRN EQUIPMENT VEHICLE	177	0	0	0	0	0	2	0	0	0	0	0	0	<b>179</b>
OTHER VEHICLE	918	0	10	8	6	6	0	10	9	10	20	0	0	<b>997</b>
<b>TOTAL NON-TRANSPORT</b>	<b>312856</b>	<b>2712</b>	<b>2593</b>	<b>3237</b>	<b>2808</b>	<b>2796</b>	<b>2466</b>	<b>2708</b>	<b>2629</b>	<b>1443</b>	<b>3200</b>	<b>2342</b>	<b>2490</b>	<b>344280</b>
<b>TRANSPORT VEHICLES</b>														
MULTIAXLED/ARTICULATED	737	5	2	2	4	3	0	1	0	1	1	2	5	<b>763</b>
TRUCKS&LORRIES	3805	24	32	22	27	21	12	13	12	12	27	6	18	<b>4031</b>
<b>TOTAL</b>	<b>4542</b>	<b>29</b>	<b>34</b>	<b>24</b>	<b>31</b>	<b>24</b>	<b>12</b>	<b>14</b>	<b>12</b>	<b>13</b>	<b>28</b>	<b>8</b>	<b>23</b>	<b>4794</b>
<b>LMV GOODS</b>														
4 WHEELERS	3941	57	57	52	97	84	61	57	62	31	66	18	21	<b>4604</b>
3 WHEELERS	4321	28	45	43	41	51	78	56	48	29	54	54	48	<b>4896</b>
<b>TOTAL</b>	<b>8262</b>	<b>85</b>	<b>102</b>	<b>95</b>	<b>138</b>	<b>135</b>	<b>139</b>	<b>113</b>	<b>110</b>	<b>60</b>	<b>120</b>	<b>72</b>	<b>69</b>	<b>9500</b>
<b>BUSES</b>														
STAGE CARRIAGES	196	0	0	0	0	0	0	0	0	0	0	0	0	<b>196</b>
CONTRACT CARRIAGES	3	0	0	0	0	0	0	0	0	0	0	0	0	<b>3</b>
PRIVATE SERVICE VEHICLE	99	0	0	0	0	0	1	0	0	3	1	0	3	<b>107</b>
EDUNL INSTITUTION BUS	702	13	12	39	37	31	9	3	5	1	0	2	7	<b>861</b>
OTHER BUSES	72	0	0	0	0	0	0	0	0	0	0	0	0	<b>72</b>
<b>TOTAL</b>	<b>1072</b>	<b>13</b>	<b>12</b>	<b>39</b>	<b>37</b>	<b>31</b>	<b>10</b>	<b>3</b>	<b>5</b>	<b>4</b>	<b>1</b>	<b>2</b>	<b>10</b>	<b>1239</b>
<b>TAXIES</b>														
MOTOR CAB	10360	57	49	64	97	74	100	93	78	34	7	116	122	<b>11251</b>
MAXI CAB	2821	11	11	13	19	21	12	14	2	7	2	4	6	<b>2943</b>
OTHER TAXI	569	0	0	0	0	0	0	0	0	0	0	0	0	<b>569</b>
<b>TOTAL</b>	<b>13750</b>	<b>68</b>	<b>60</b>	<b>77</b>	<b>116</b>	<b>95</b>	<b>112</b>	<b>107</b>	<b>80</b>	<b>41</b>	<b>9</b>	<b>120</b>	<b>128</b>	<b>14763</b>
<b>LIGHT MOTOR VEHICLES</b>														
3 SEATER (A/R)	11765	50	37	50	64	51	64	27	25	21	0	49	56	<b>12259</b>
4 TO SIX SEATER	59	2	0	0	0	0	100	0	0	0	9	0	0	<b>170</b>
<b>TOTAL</b>	<b>11824</b>	<b>52</b>	<b>37</b>	<b>50</b>	<b>64</b>	<b>51</b>	<b>164</b>	<b>27</b>	<b>25</b>	<b>21</b>	<b>9</b>	<b>49</b>	<b>56</b>	<b>12429</b>
OTHER VEHICLE	1142	1	5	5	8	6	0	4	7	14	18	3	2	<b>1215</b>
<b>TOTAL TRANSPORT</b>	<b>40592</b>	<b>248</b>	<b>250</b>	<b>290</b>	<b>394</b>	<b>342</b>	<b>437</b>	<b>268</b>	<b>239</b>	<b>153</b>	<b>185</b>	<b>254</b>	<b>288</b>	<b>43940</b>
<b>GRAND TOTAL (TRANS+NON-TRANSP)</b>	<b>353448</b>	<b>2960</b>	<b>2843</b>	<b>3527</b>	<b>3202</b>	<b>3138</b>	<b>2903</b>	<b>2976</b>	<b>2868</b>	<b>1596</b>	<b>3385</b>	<b>2596</b>	<b>2778</b>	<b>388220</b>

## 42. Ramnagar (KA-42)

TYPE OF VEHICLES	TOTAL AS ON 31-03-2018	VEHICLES NEWLY REGISTERED IN THE YEAR 2018-19											TOTAL AS ON 31-03-2019	
		Apr-18	May-18	Jun-18	Jul-18	Aug-18	Sep-18	Oct-18	Nov-18	Dec-18	Jan-19	Feb-19		Mar-19
<b>NON TRANSPORT VEHICLE</b>														
TWO WHEELERS	252980	1483	1173	1232	1566	1147	1522	1335	1658	905	1380	1209	1360	268950
CAR	29594	137	98	103	127	109	117	108	114	48	204	135	84	30978
JEEP	503	0	0	0	0	0	0	0	0	0	0	0	0	503
OMNI BUS	1417	0	0	0	0	0	0	0	0	0	0	0	0	1417
TRACTOR	11767	35	29	31	21	15	20	15	12	12	34	29	14	12034
TRAILOR	3612	28	27	26	9	6	10	14	7	4	10	9	10	3772
CONSTRN EQUIPMENT VEHICLE	230	0	0	0	0	0	10	7	4	0	0	0	0	251
OTHER VEHICLE	2936	0	12	2	0	5	0	0	0	9	4	7	13	2988
<b>TOTAL NON-TRANSPORT</b>	<b>303039</b>	<b>1683</b>	<b>1339</b>	<b>1394</b>	<b>1723</b>	<b>1282</b>	<b>1679</b>	<b>1464</b>	<b>1795</b>	<b>978</b>	<b>1632</b>	<b>1389</b>	<b>1481</b>	<b>320878</b>
<b>TRANSPORT VEHICLES</b>														
MULTIAXLED/ARTICULATED	1505	6	7	5	9	13	0	15	10	0	5	10	1	1586
TRUCKS&LORRIES	4650	3	7	3	3	3	0	31	9	0	12	9	5	4735
<b>TOTAL</b>	<b>6155</b>	<b>9</b>	<b>14</b>	<b>8</b>	<b>12</b>	<b>16</b>	<b>0</b>	<b>46</b>	<b>19</b>	<b>0</b>	<b>17</b>	<b>19</b>	<b>6</b>	<b>6321</b>
<b>LMV GOODS</b>														
4 WHEELERS	6827	38	23	31	38	41	49	0	32	47	53	56	46	7281
3 WHEELERS	5284	8	9	7	14	11	16	13	26	12	38	18	20	5476
<b>TOTAL</b>	<b>12111</b>	<b>46</b>	<b>32</b>	<b>38</b>	<b>52</b>	<b>52</b>	<b>65</b>	<b>13</b>	<b>58</b>	<b>59</b>	<b>91</b>	<b>74</b>	<b>66</b>	<b>12757</b>
<b>BUSES</b>														
STAGE CARRIAGES	1467	0	0	0	0	0	0	7	0	0	0	2	0	1476
CONTRACT CARRIAGES	112	0	0	0	0	0	0	0	0	0	0	0	0	112
PRIVATE SERVICE VEHICLE	420	0	0	0	0	0	0	0	0	0	0	0	3	423
EDUNL INSTITUTION BUS	1850	2	6	5	11	3	1	2	1	2	0	0	3	1886
OTHER BUSES	844	0	0	0	0	0	0	0	0	0	0	0	0	844
<b>TOTAL</b>	<b>4693</b>	<b>2</b>	<b>6</b>	<b>5</b>	<b>11</b>	<b>3</b>	<b>1</b>	<b>9</b>	<b>1</b>	<b>2</b>	<b>0</b>	<b>2</b>	<b>6</b>	<b>4741</b>
<b>TAXIES</b>														
MOTOR CAB	8681	42	26	32	34	22	22	13	26	14	13	30	15	8970
MAXI CAB	3243	1	0	0	3	1	1	0	1	0	0	2	5	3257
OTHER TAXI	650	0	0	0	0	0	0	0	0	0	0	0	0	650
<b>TOTAL</b>	<b>12574</b>	<b>43</b>	<b>26</b>	<b>32</b>	<b>37</b>	<b>23</b>	<b>23</b>	<b>13</b>	<b>27</b>	<b>14</b>	<b>13</b>	<b>32</b>	<b>20</b>	<b>12877</b>
<b>LIGHT MOTOR VEHICLES</b>														
3 SEATER (A/R)	7979	12	16	15	34	29	35	29	32	21	42	35	20	8299
4 TO SIX SEATER	312	0	0	0	0	0	0	0	0	0	0	0	0	312
<b>TOTAL</b>	<b>8291</b>	<b>12</b>	<b>16</b>	<b>15</b>	<b>34</b>	<b>29</b>	<b>35</b>	<b>29</b>	<b>32</b>	<b>21</b>	<b>42</b>	<b>35</b>	<b>20</b>	<b>8611</b>
OTHER VEHICLE	2291	0	0	0	0	0	1	2	0	2	0	0	0	2296
<b>TOTAL TRANSPORT</b>	<b>46115</b>	<b>112</b>	<b>94</b>	<b>98</b>	<b>146</b>	<b>123</b>	<b>125</b>	<b>112</b>	<b>137</b>	<b>98</b>	<b>163</b>	<b>162</b>	<b>118</b>	<b>47603</b>
<b>GRAND TOTAL (TRANS+NON-TRANSP)</b>	<b>349154</b>	<b>1795</b>	<b>1433</b>	<b>1492</b>	<b>1869</b>	<b>1405</b>	<b>1804</b>	<b>1576</b>	<b>1932</b>	<b>1076</b>	<b>1795</b>	<b>1551</b>	<b>1599</b>	<b>368481</b>

## 43. Devanahalli (KA-43)

TYPE OF VEHICLES	TOTAL AS ON 31-03-2018	VEHICLES NEWLY REGISTERED IN THE YEAR 2018-19												TOTAL AS ON 31-03-2019
		Apr-18	May-18	Jun-18	Jul-18	Aug-18	Sep-18	Oct-18	Nov-18	Dec-18	Jan-19	Feb-19	Mar-19	
<b>NON TRANSPORT VEHICLE</b>														
TWO WHEELERS	151376	746	740	721	611	656	586	574	714	0	352	517	547	<b>158140</b>
CAR	21125	56	54	54	54	59	80	65	81	40	59	75	53	<b>21855</b>
JEEP	184	0	0	0	0	0	0	0	0	0	0	0	0	<b>184</b>
OMNI BUS	501	0	0	0	0	0	0	0	0	0	0	0	0	<b>501</b>
TRACTOR	5204	18	23	23	28	24	0	22	16	0	13	18	19	<b>5408</b>
TRAILOR	3952	10	18	18	21	23	0	12	12	0	10	10	11	<b>4097</b>
CONSTRN EQUIPMENT VEHICLE	182	0	0	0	0	0	0	0	0	0	0	0	0	<b>182</b>
OTHER VEHICLE	698	10	0	0	0	0	0	0	0	0	0	0	0	<b>708</b>
<b>TOTAL NON-TRANSPORT</b>	<b>183222</b>	<b>840</b>	<b>835</b>	<b>816</b>	<b>714</b>	<b>762</b>	<b>666</b>	<b>673</b>	<b>823</b>	<b>40</b>	<b>434</b>	<b>620</b>	<b>630</b>	<b>191075</b>
<b>TRANSPORT VEHICLES</b>														
MULTIAXLED/ARTICULATED	613	8	0	0	0	11	14	12	12	0	19	12	32	<b>733</b>
TRUCKS&LORRIES	2874	3	22	8	14	2	6	2	1	8	7	13	85	<b>3045</b>
<b>TOTAL</b>	<b>3487</b>	<b>11</b>	<b>22</b>	<b>8</b>	<b>14</b>	<b>13</b>	<b>20</b>	<b>14</b>	<b>13</b>	<b>8</b>	<b>26</b>	<b>25</b>	<b>117</b>	<b>3778</b>
<b>LMV GOODS</b>	0													
4 WHEELERS	3730	21	11	26	22	15	30	20	34	26	17	23	152	<b>4127</b>
3 WHEELERS	469	7	9	7	6	3	3	3	9	6	13	4	5	<b>544</b>
<b>TOTAL</b>	<b>4199</b>	<b>28</b>	<b>20</b>	<b>33</b>	<b>28</b>	<b>18</b>	<b>33</b>	<b>23</b>	<b>43</b>	<b>32</b>	<b>30</b>	<b>27</b>	<b>157</b>	<b>4671</b>
<b>BUSES</b>														
STAGE CARRIAGES	37	1	0	0	1	0	0	0	0	0	0	0	1	<b>40</b>
CONTRACT CARRIAGES	89	0	0	0	0	0	0	0	0	0	0	0	1	<b>90</b>
PRIVATE SERVICE VEHICLE	265	1	1	0	0	0	1	0	1	1	0	0	7	<b>277</b>
EDUNL INSTITUTION BUS	309	0	2	17	12	0	4	2	2	0	0	3	3	<b>354</b>
OTHER BUSES	15	0	0	0	0	0	0	0	0	0	0	0	0	<b>15</b>
<b>TOTAL</b>	<b>715</b>	<b>2</b>	<b>3</b>	<b>17</b>	<b>13</b>	<b>0</b>	<b>5</b>	<b>2</b>	<b>3</b>	<b>1</b>	<b>0</b>	<b>3</b>	<b>12</b>	<b>776</b>
<b>TAXIES</b>														
MOTOR CAB	308	0	0	0	0	0	4	1	0	1	1	3	38	<b>356</b>
MAXI CAB	313	2	0	0	0	0	0	0	1	3	0	0	13	<b>332</b>
OTHER TAXI	137	0	0	0	0	0	0	0	4	0	0	0	0	<b>141</b>
<b>TOTAL</b>	<b>758</b>	<b>2</b>	<b>0</b>	<b>0</b>	<b>0</b>	<b>0</b>	<b>4</b>	<b>1</b>	<b>5</b>	<b>4</b>	<b>1</b>	<b>3</b>	<b>51</b>	<b>829</b>
<b>LIGHT MOTOR VEHICLES</b>														
3 SEATER (A/R)	1619	10	12	7	1	6	16	12	17	6	4	13	28	<b>1751</b>
4 TO SIX SEATER	337	9	8	7	8	21	0	0	0	0	0	0	0	<b>390</b>
<b>TOTAL</b>	<b>1956</b>	<b>19</b>	<b>20</b>	<b>14</b>	<b>9</b>	<b>27</b>	<b>16</b>	<b>12</b>	<b>17</b>	<b>6</b>	<b>4</b>	<b>13</b>	<b>28</b>	<b>2141</b>
OTHER VEHICLE	2539	9	1	6	5	4	0	1	0	0	1	7	0	<b>2573</b>
<b>TOTAL TRANSPORT</b>	<b>13654</b>	<b>71</b>	<b>66</b>	<b>78</b>	<b>69</b>	<b>62</b>	<b>78</b>	<b>53</b>	<b>81</b>	<b>51</b>	<b>62</b>	<b>78</b>	<b>365</b>	<b>14768</b>
<b>GRAND TOTAL (TRANS+NON-TRANSP)</b>	<b>196876</b>	<b>911</b>	<b>901</b>	<b>894</b>	<b>783</b>	<b>824</b>	<b>744</b>	<b>726</b>	<b>904</b>	<b>91</b>	<b>496</b>	<b>698</b>	<b>995</b>	<b>205843</b>



## 44. Tipatur (KA-44)

TYPE OF VEHICLES	TOTAL AS ON 31-03-2018	VEHICLES NEWLY REGISTERED IN THE YEAR 2018-19											TOTAL AS ON 31-03-2019	
		Apr-18	May-18	Jun-18	Jul-18	Aug-18	Sep-18	Oct-18	Nov-18	Dec-18	Jan-19	Feb-19		Mar-19
<b>NON TRANSPORT VEHICLE</b>														
TWO WHEELERS	137131	1098	1052	945	917	1228	986	911	827	632	740	829	783	<b>148079</b>
CAR	9516	62	59	46	47	35	70	53	67	66	75	52	49	<b>10197</b>
JEEP	16	0	0	0	0	0	0	0	0	0	0	0	0	<b>16</b>
OMNI BUS	400	0	0	0	0	0	0	0	0	0	0	0	0	<b>400</b>
TRACTOR	10964	63	52	69	10	42	25	60	57	70	82	64	63	<b>11621</b>
TRAILOR	7532	43	51	45	0	23	12	30	31	42	27	26	42	<b>7904</b>
CONSTRN EQUIPMENT VEHICLE	224	0	0	3	0	0	8	9	0	4	0	5	1	<b>254</b>
OTHER VEHICLE	1045	4	3	0	0	3	0	0	3	0	3	0	0	<b>1061</b>
<b>TOTAL NON-TRANSPORT</b>	<b>166828</b>	<b>1270</b>	<b>1217</b>	<b>1108</b>	<b>974</b>	<b>1331</b>	<b>1101</b>	<b>1063</b>	<b>985</b>	<b>814</b>	<b>927</b>	<b>976</b>	<b>938</b>	<b>179532</b>
<b>TRANSPORT VEHICLES</b>														
MULTIAXLED/ARTICULATED	281	2	3	0	0	0	0	0	0	0	5	0	16	<b>307</b>
TRUCKS&LORRIES	783	0	1	2	0	2	1	3	18	4	5	6	6	<b>831</b>
<b>TOTAL</b>	<b>1062</b>	<b>2</b>	<b>4</b>	<b>2</b>	<b>0</b>	<b>2</b>	<b>1</b>	<b>3</b>	<b>18</b>	<b>4</b>	<b>10</b>	<b>6</b>	<b>22</b>	<b>1136</b>
<b>LMV GOODS</b>														
4 WHEELERS	2510	19	21	14	29	9	12	23	11	17	20	26	19	<b>2730</b>
3 WHEELERS	1730	6	7	11	6	10	10	9	3	4	12	13	9	<b>1830</b>
<b>TOTAL</b>	<b>4256</b>	<b>25</b>	<b>28</b>	<b>25</b>	<b>35</b>	<b>19</b>	<b>22</b>	<b>32</b>	<b>14</b>	<b>21</b>	<b>32</b>	<b>39</b>	<b>28</b>	<b>4576</b>
<b>BUSES</b>														
STAGE CARRIAGES	1	0	0	0	0	0	0	0	0	0	0	0	0	<b>1</b>
CONTRACT CARRIAGES	36	0	0	0	0	0	0	0	0	0	0	0	0	<b>36</b>
PRIVATE SERVICE VEHICLE	40	0	0	0	0	0	0	0	0	0	0	0	0	<b>40</b>
EDUNL INSTITUTION BUS	173	5	6	7	6	2	3	1	0	1	0	0	5	<b>209</b>
OTHER BUSES	41	0	0	0	0	0	0	0	0	0	0	0	0	<b>41</b>
<b>TOTAL</b>	<b>291</b>	<b>5</b>	<b>6</b>	<b>7</b>	<b>6</b>	<b>2</b>	<b>3</b>	<b>1</b>	<b>0</b>	<b>1</b>	<b>0</b>	<b>0</b>	<b>5</b>	<b>327</b>
<b>TAXIES</b>														
MOTOR CAB	5	0	0	0	0	0	0	0	0	0	0	4	0	<b>9</b>
MAXI CAB	416	2	1	1	3	0	2	3	0	0	0	9	3	<b>440</b>
OTHER TAXI	618	6	7	9	13	10	6	16	0	5	11	0	22	<b>723</b>
<b>TOTAL</b>	<b>1039</b>	<b>8</b>	<b>8</b>	<b>10</b>	<b>16</b>	<b>10</b>	<b>8</b>	<b>19</b>	<b>0</b>	<b>5</b>	<b>11</b>	<b>13</b>	<b>25</b>	<b>1172</b>
<b>LIGHT MOTOR VEHICLES</b>														
3 SEATER (A/R)	3526	8	9	16	12	15	12	0	10	17	13	23	27	<b>3688</b>
4 TO SIX SEATER	446	0	0	0	0	0	0	17	0	0	0	0	0	<b>463</b>
<b>TOTAL</b>	<b>3972</b>	<b>8</b>	<b>9</b>	<b>16</b>	<b>12</b>	<b>15</b>	<b>12</b>	<b>17</b>	<b>10</b>	<b>17</b>	<b>13</b>	<b>23</b>	<b>27</b>	<b>4151</b>
OTHER VEHICLE	1102	0	0	0	2	3	1	4	3	5	7	0	16	<b>1143</b>
<b>TOTAL TRANSPORT</b>	<b>11722</b>	<b>48</b>	<b>55</b>	<b>60</b>	<b>71</b>	<b>51</b>	<b>47</b>	<b>76</b>	<b>45</b>	<b>53</b>	<b>73</b>	<b>87</b>	<b>123</b>	<b>12511</b>
<b>GRAND TOTAL (TRANS+NON-TRANSP)</b>	<b>178550</b>	<b>1318</b>	<b>1272</b>	<b>1168</b>	<b>1045</b>	<b>1382</b>	<b>1148</b>	<b>1139</b>	<b>1746</b>	<b>867</b>	<b>1000</b>	<b>1063</b>	<b>1061</b>	<b>192759</b>

## 45. Hunasur (KA-45)

TYPE OF VEHICLES	TOTAL AS ON 31-03-2018	VEHICLES NEWLY REGISTERED IN THE YEAR 2018-19											TOTAL AS ON 31-03-2019	
		Apr-18	May-18	Jun-18	Jul-18	Aug-18	Sep-18	Oct-18	Nov-18	Dec-18	Jan-19	Feb-19		Mar-19
<b>NON TRANSPORT VEHICLE</b>														
TWO WHEELERS	137180	1352	1483	968	626	1128	979	1023	1132	703	836	844	954	<b>149208</b>
CAR	10915	88	124	59	46	20	27	42	24	36	50	43	29	<b>11503</b>
JEEP	256	0	0	0	0	0	0	0	0	0	0	0	0	<b>256</b>
OMNI BUS	578	0	0	0	0	0	1	0	0	0	0	0	0	<b>579</b>
TRACTOR	9001	111	82	91	116	30	56	57	88	100	99	94	122	<b>10047</b>
TRAILOR	6247	49	32	35	28	0	0	1	3	7	2	2	7	<b>6413</b>
CONSTRN EQUIPMENT VEHICLE	0	0	0	0	0	0	4	0	0	0	0	0	4	<b>8</b>
OTHER VEHICLE	277	0	0	0	0	0	6	0	0	10	1	1	0	<b>295</b>
<b>TOTAL NON-TRANSPORT</b>	<b>164454</b>	<b>1600</b>	<b>1721</b>	<b>1153</b>	<b>816</b>	<b>1178</b>	<b>1073</b>	<b>1123</b>	<b>1247</b>	<b>856</b>	<b>988</b>	<b>984</b>	<b>1116</b>	<b>178309</b>
<b>TRANSPORT VEHICLES</b>														
MULTIAXLED/ARTICULATED	111	0	1	0	0	1	0	0	0	0	0	0	0	<b>113</b>
TRUCKS&LORRIES	1443	2	2	3	0	2	0	0	0	0	0	1	0	<b>1453</b>
<b>TOTAL</b>	<b>1554</b>	<b>2</b>	<b>3</b>	<b>3</b>	<b>0</b>	<b>3</b>	<b>0</b>	<b>0</b>	<b>0</b>	<b>0</b>	<b>0</b>	<b>1</b>	<b>0</b>	<b>1566</b>
<b>LMV GOODS</b>														
4 WHEELERS	4242	37	28	51	10	16	64	81	33	14	10	13	2	<b>4601</b>
3 WHEELERS	2845	68	42	27	11	27	10	68	8	26	47	24	49	<b>3252</b>
<b>TOTAL</b>	<b>7087</b>	<b>105</b>	<b>70</b>	<b>78</b>	<b>21</b>	<b>43</b>	<b>74</b>	<b>149</b>	<b>41</b>	<b>40</b>	<b>57</b>	<b>37</b>	<b>51</b>	<b>7853</b>
<b>BUSES</b>														
STAGE CARRIAGES	26	0	0	0	0	0	0	0	0	0	0	0	0	<b>26</b>
CONTRACT CARRIAGES	0	0	0	0	0	0	0	0	0	0	0	0	0	<b>0</b>
PRIVATE SERVICE VEHICLE	23	0	0	0	0	0	0	0	0	0	0	0	0	<b>23</b>
EDUNL INSTITUTION BUS	222	0	0	23	1	5	0	0	4	0	0	4	0	<b>259</b>
OTHER BUSES	15	0	0	0	0	0	9	0	0	0	0	0	0	<b>24</b>
<b>TOTAL</b>	<b>286</b>	<b>0</b>	<b>0</b>	<b>23</b>	<b>1</b>	<b>5</b>	<b>9</b>	<b>0</b>	<b>4</b>	<b>0</b>	<b>0</b>	<b>4</b>	<b>0</b>	<b>332</b>
<b>TAXIES</b>														
MOTOR CAB	1339	16	14	5	3	6	5	10	5	0	3	1	0	<b>1407</b>
MAXI CAB	757	6	4	6	0	0	3	0	0	0	0	0	0	<b>776</b>
OTHER TAXI	0	0	0	0	0	0	0	0	0	0	0	0	0	<b>0</b>
<b>TOTAL</b>	<b>2096</b>	<b>22</b>	<b>18</b>	<b>11</b>	<b>3</b>	<b>6</b>	<b>8</b>	<b>10</b>	<b>5</b>	<b>0</b>	<b>3</b>	<b>1</b>	<b>0</b>	<b>2183</b>
<b>LIGHT MOTOR VEHICLES</b>														
3 SEATER (A/R)	3085	15	9	15	14	10	6	18	8	9	9	6	1	<b>3205</b>
4 TO SIX SEATER	0	0	0	0	0	0	0	0	0	0	0	0	0	<b>0</b>
<b>TOTAL</b>	<b>3085</b>	<b>15</b>	<b>9</b>	<b>15</b>	<b>14</b>	<b>10</b>	<b>6</b>	<b>18</b>	<b>8</b>	<b>9</b>	<b>9</b>	<b>6</b>	<b>1</b>	<b>3205</b>
OTHER VEHICLE	1815	0	0	0	0	0	0	0	0	0	0	0	0	<b>1815</b>
<b>TOTAL TRANSPORT</b>	<b>15923</b>	<b>144</b>	<b>100</b>	<b>130</b>	<b>39</b>	<b>67</b>	<b>97</b>	<b>177</b>	<b>58</b>	<b>49</b>	<b>69</b>	<b>49</b>	<b>52</b>	<b>16954</b>
<b>GRAND TOTAL (TRANS+NON-TRANSP)</b>	<b>180377</b>	<b>1744</b>	<b>1821</b>	<b>1283</b>	<b>855</b>	<b>1245</b>	<b>1170</b>	<b>1300</b>	<b>1305</b>	<b>905</b>	<b>1057</b>	<b>1033</b>	<b>1168</b>	<b>195263</b>

## 46. Sakaleshpur (KA-46)

TYPE OF VEHICLES	TOTAL AS ON 31-03-2018	VEHICLES NEWLY REGISTERED IN THE YEAR 2018-19												TOTAL AS ON 31-03-2019
		Apr-18	May-18	Jun-18	Jul-18	Aug-18	Sep-18	Oct-18	Nov-18	Dec-18	Jan-19	Feb-19	Mar-19	
<b>NON TRANSPORT VEHICLE</b>														
TWO WHEELERS	73023	420	300	331	345	312	180	276	140	269	244	306	330	76476
CAR	10068	67	52	57	53	52	49	24	36	15	14	43	32	10562
JEEP	455	0	0	0	0	0	0	0	0	0	0	0	0	455
OMNI BUS	468	1	0	3	1	2	0	1	0	0	0	0	0	476
TRACTOR	6856	16	7	16	12	11	14	9	15	25	35	25	50	7091
TRAILOR	3495	6	7	8	8	9	5	2	2	0	5	5	7	3559
CONSTRN EQUIPMENT VEHICLE	320	0	2	0	1	2	0	3	0	0	0	0	0	328
OTHER VEHICLE	997	0	0	0	0	0	0	0	0	0	0	0	0	997
<b>TOTAL NON-TRANSPORT</b>	<b>95682</b>	<b>510</b>	<b>368</b>	<b>415</b>	<b>420</b>	<b>388</b>	<b>248</b>	<b>315</b>	<b>193</b>	<b>309</b>	<b>298</b>	<b>379</b>	<b>419</b>	<b>99944</b>
<b>TRANSPORT VEHICLES</b>														
MULTIAXLED/ARTICULATED	470	0	0	0	0	0	0	0	0	0	0	0	0	470
TRUCKS&LORRIES	1652	2	18	16	14	13	1	0	5	5	3	5	7	1741
<b>TOTAL</b>	<b>2122</b>	<b>2</b>	<b>18</b>	<b>16</b>	<b>14</b>	<b>13</b>	<b>1</b>	<b>0</b>	<b>5</b>	<b>5</b>	<b>3</b>	<b>5</b>	<b>7</b>	<b>2211</b>
<b>LMV GOODS</b>														
4 WHEELERS	1766	28	0	0	0	0	27	23	30	10	26	10	6	1926
3 WHEELERS	1408	0	0	1	2	2	0	1	0	3	0	0	0	1417
<b>TOTAL</b>	<b>3174</b>	<b>28</b>	<b>0</b>	<b>1</b>	<b>2</b>	<b>2</b>	<b>27</b>	<b>24</b>	<b>30</b>	<b>13</b>	<b>26</b>	<b>10</b>	<b>6</b>	<b>3343</b>
<b>BUSES</b>														
STAGE CARRIAGES	79	0	0	0	0	0	0	0	0	0	0	0	0	79
CONTRACT CARRIAGES	1	0	0	0	0	0	0	0	0	0	0	0	0	1
PRIVATE SERVICE VEHICLE	31	0	0	0	0	0	0	0	0	0	0	0	0	31
EDUNL INSTITUTION BUS	24	1	3	5	4	3	3	0	0	0	0	0	0	43
OTHER BUSES	61	0	0	0	0	0	0	0	0	0	0	0	0	61
<b>TOTAL</b>	<b>196</b>	<b>1</b>	<b>3</b>	<b>5</b>	<b>4</b>	<b>3</b>	<b>3</b>	<b>0</b>	<b>0</b>	<b>0</b>	<b>0</b>	<b>0</b>	<b>0</b>	<b>215</b>
<b>TAXIES</b>														
MOTOR CAB	913	4	2	3	2	2	5	2	1	2	2	8	9	955
MAXI CAB	465	2	0	2	1	2	0	4	1	0	0	0	0	477
OTHER TAXI	3	0	0	0	0	0	0	0	0	0	0	0	0	3
<b>TOTAL</b>	<b>1381</b>	<b>6</b>	<b>2</b>	<b>5</b>	<b>3</b>	<b>4</b>	<b>5</b>	<b>6</b>	<b>2</b>	<b>2</b>	<b>2</b>	<b>8</b>	<b>9</b>	<b>1435</b>
<b>LIGHT MOTOR VEHICLES</b>														
3 SEATER (A/R)	2407	13	7	8	6	5	10	9	9	6	12	10	10	2512
4 TO SIX SEATER	3	0	0	0	0	0	0	0	0	0	0	0	0	3
<b>TOTAL</b>	<b>2410</b>	<b>13</b>	<b>7</b>	<b>8</b>	<b>6</b>	<b>5</b>	<b>10</b>	<b>9</b>	<b>9</b>	<b>6</b>	<b>12</b>	<b>10</b>	<b>10</b>	<b>2515</b>
OTHER VEHICLE	485	2	1	3	2	2	0	1	0	1	8	0	0	505
<b>TOTAL TRANSPORT</b>	<b>9768</b>	<b>52</b>	<b>31</b>	<b>38</b>	<b>31</b>	<b>29</b>	<b>46</b>	<b>40</b>	<b>46</b>	<b>27</b>	<b>51</b>	<b>33</b>	<b>32</b>	<b>10224</b>
<b>GRAND TOTAL (TRANS+NON-TRANSP)</b>	<b>105450</b>	<b>562</b>	<b>399</b>	<b>453</b>	<b>451</b>	<b>417</b>	<b>294</b>	<b>355</b>	<b>239</b>	<b>336</b>	<b>349</b>	<b>412</b>	<b>451</b>	<b>110168</b>

## 47. Honnavara (KA-47)

TYPE OF VEHICLES	TOTAL AS ON 31-03-2018	VEHICLES NEWLY REGISTERED IN THE YEAR 2018-19											TOTAL AS ON 31-03-2019	
		Apr-18	May-18	Jun-18	Jul-18	Aug-18	Sep-18	Oct-18	Nov-18	Dec-18	Jan-19	Feb-19		Mar-19
<b>NON TRANSPORT VEHICLE</b>														
TWO WHEELERS	118497	637	690	726	777	651	686	802	615	1234	606	654	659	<b>127234</b>
CAR	7515	94	74	46	67	52	61	81	96	67	92	67	62	<b>8374</b>
JEEP	129	0	0	0	0	0	0	0	0	0	0	0	0	<b>129</b>
OMNI BUS	833	7	7	2	9	9	6	4	7	4	13	4	4	<b>909</b>
TRACTOR	1218	0	0	0	0	0	0	0	0	1	0	2	0	<b>1221</b>
TRAILOR	50	0	0	0	0	0	0	0	0	0	0	1	0	<b>51</b>
CONSTRN EQUIPMENT VEHICLE	35	0	0	0	0	0	0	0	0	0	2	0	4	<b>41</b>
OTHER VEHICLE	512	3	3	8	1	1	0	4	5	1	0	0	0	<b>538</b>
<b>TOTAL NON-TRANSPORT</b>	<b>128789</b>	<b>741</b>	<b>774</b>	<b>782</b>	<b>854</b>	<b>713</b>	<b>753</b>	<b>891</b>	<b>723</b>	<b>1307</b>	<b>713</b>	<b>728</b>	<b>729</b>	<b>138497</b>
<b>TRANSPORT VEHICLES</b>														
MULTIAXLED/ARTICULATED	550	0	0	0	0	0	0	0	0	0	0	0	0	<b>550</b>
TRUCKS&LORRIES	2102	2	3	4	0	0	0	6	5	4	4	2	2	<b>2134</b>
<b>TOTAL</b>	<b>2652</b>	<b>2</b>	<b>3</b>	<b>4</b>	<b>0</b>	<b>0</b>	<b>0</b>	<b>6</b>	<b>5</b>	<b>4</b>	<b>4</b>	<b>2</b>	<b>2</b>	<b>2684</b>
<b>LMV GOODS</b>														
4 WHEELERS	1703	27	14	15	12	26	20	30	29	18	24	0	26	<b>1944</b>
3 WHEELERS	419	0	1	3	3	3	3	1	0	0	3	1	0	<b>437</b>
<b>TOTAL</b>	<b>2122</b>	<b>27</b>	<b>15</b>	<b>18</b>	<b>15</b>	<b>29</b>	<b>23</b>	<b>31</b>	<b>29</b>	<b>18</b>	<b>27</b>	<b>1</b>	<b>26</b>	<b>2381</b>
<b>BUSES</b>														
STAGE CARRIAGES	256	0	0	0	0	0	0	0	0	0	0	0	0	<b>256</b>
CONTRACT CARRIAGES	12	2	0	0	0	0	0	0	0	0	0	0	0	<b>14</b>
PRIVATE SERVICE VEHICLE	24	0	0	0	0	0	0	1	0	0	0	0	0	<b>25</b>
EDUNL INSTITUTION BUS	194	0	0	5	10	2	3	0	0	2	0	0	1	<b>217</b>
OTHER BUSES	15	0	0	0	0	0	0	1	3	0	0	0	0	<b>19</b>
<b>TOTAL</b>	<b>501</b>	<b>2</b>	<b>0</b>	<b>5</b>	<b>10</b>	<b>2</b>	<b>3</b>	<b>2</b>	<b>3</b>	<b>2</b>	<b>0</b>	<b>0</b>	<b>1</b>	<b>531</b>
<b>TAXIES</b>														
MOTOR CAB	1357	6	10	1	22	18	7	6	5	10	6	0	9	<b>1457</b>
MAXI CAB	600	0	0	0	1	1	2	0	0	0	0	0	1	<b>605</b>
OTHER TAXI	1	0	0	0	0	0	0	0	0	0	0	1	0	<b>2</b>
<b>TOTAL</b>	<b>1958</b>	<b>6</b>	<b>10</b>	<b>1</b>	<b>23</b>	<b>19</b>	<b>9</b>	<b>6</b>	<b>5</b>	<b>10</b>	<b>6</b>	<b>1</b>	<b>10</b>	<b>2064</b>
<b>LIGHT MOTOR VEHICLES</b>														
3 SEATER (A/R)	2595	29	22	34	34	67	37	53	43	50	45	2	20	<b>3031</b>
4 TO SIX SEATER	95	0	0	0	0	0	0	0	0	0	0	0	0	<b>95</b>
<b>TOTAL</b>	<b>2690</b>	<b>29</b>	<b>22</b>	<b>34</b>	<b>34</b>	<b>67</b>	<b>37</b>	<b>53</b>	<b>43</b>	<b>50</b>	<b>45</b>	<b>2</b>	<b>20</b>	<b>3126</b>
OTHER VEHICLE	791	1	0	0	0	0	0	0	0	21	5	0	0	<b>818</b>
<b>TOTAL TRANSPORT</b>	<b>10714</b>	<b>67</b>	<b>50</b>	<b>62</b>	<b>82</b>	<b>117</b>	<b>72</b>	<b>98</b>	<b>85</b>	<b>105</b>	<b>87</b>	<b>6</b>	<b>59</b>	<b>11604</b>
<b>GRAND TOTAL (TRANS+NON-TRANSP)</b>	<b>139503</b>	<b>808</b>	<b>824</b>	<b>844</b>	<b>936</b>	<b>830</b>	<b>825</b>	<b>989</b>	<b>808</b>	<b>1412</b>	<b>800</b>	<b>734</b>	<b>788</b>	<b>150101</b>

## 48. Jamakhandi (KA-48)

TYPE OF VEHICLES	TOTAL AS ON 31-03-2018	VEHICLES NEWLY REGISTERED IN THE YEAR 2018-19												TOTAL AS ON 31-03-2019
		Apr-18	May-18	Jun-18	Jul-18	Aug-18	Sep-18	Oct-18	Nov-18	Dec-18	Jan-19	Feb-19	Mar-19	
<b>NON TRANSPORT VEHICLE</b>														
TWO WHEELERS	131933	1205	1360	933	1197	973	1213	811	1179	1154	972	903	908	<b>144741</b>
CAR	6352	68	86	46	66	0	84	46	94	64	59	46	85	<b>7096</b>
JEEP	353	0	0	0	0	35	0	0	0	0	0	0	0	<b>388</b>
OMNI BUS	2808	11	12	6	7	3	6	2	8	9	1	1	0	<b>2874</b>
TRACTOR	11784	41	53	80	83	56	68	75	55	33	93	52	48	<b>12521</b>
TRAILOR	11812	22	25	33	42	50	33	70	78	37	35	25	21	<b>12283</b>
CONSTRN EQUIPMENT VEHICLE	324	0	0	0	0	0	7	4	9	3	5	1	0	<b>353</b>
OTHER VEHICLE	516	10	10	7	12	7	0	2	3	6	0	0	0	<b>573</b>
<b>TOTAL NON-TRANSPORT</b>	<b>165882</b>	<b>1357</b>	<b>1546</b>	<b>1105</b>	<b>1407</b>	<b>1124</b>	<b>1411</b>	<b>1010</b>	<b>1426</b>	<b>1306</b>	<b>1165</b>	<b>1028</b>	<b>1062</b>	<b>180829</b>
<b>TRANSPORT VEHICLES</b>														
MULTIAXLED/ARTICULATED	212	0	0	1	0	0	2	7	0	0	1	4	4	<b>231</b>
TRUCKS&LORRIES	1115	12	6	6	7	6	10	7	11	6	3	4	0	<b>1193</b>
<b>TOTAL</b>	<b>1327</b>	<b>12</b>	<b>6</b>	<b>7</b>	<b>7</b>	<b>6</b>	<b>12</b>	<b>14</b>	<b>11</b>	<b>6</b>	<b>4</b>	<b>8</b>	<b>4</b>	<b>1424</b>
<b>LMV GOODS</b>														
4 WHEELERS	2627	45	47	25	32	32	45	33	41	19	43	41	34	<b>3064</b>
3 WHEELERS	1153	0	8	1	7	6	4	3	2	3	5	8	6	<b>1206</b>
<b>TOTAL</b>	<b>3780</b>	<b>45</b>	<b>55</b>	<b>26</b>	<b>39</b>	<b>38</b>	<b>49</b>	<b>36</b>	<b>43</b>	<b>22</b>	<b>48</b>	<b>49</b>	<b>40</b>	<b>4270</b>
<b>BUSES</b>														
STAGE CARRIAGES	0	0	0	0	0	0	0	0	0	0	0	0	0	<b>0</b>
CONTRACT CARRIAGES	14	0	0	0	0	0	0	0	0	0	0	0	0	<b>14</b>
PRIVATE SERVICE VEHICLE	5	0	0	0	0	0	0	0	0	0	0	0	0	<b>5</b>
EDUNL INSTITUTION BUS	242	1	2	9	11	6	8	2	1	0	0	4	2	<b>288</b>
OTHER BUSES	15	0	0	0	0	0	0	0	0	0	0	0	0	<b>15</b>
<b>TOTAL</b>	<b>276</b>	<b>1</b>	<b>2</b>	<b>9</b>	<b>11</b>	<b>6</b>	<b>8</b>	<b>2</b>	<b>1</b>	<b>0</b>	<b>0</b>	<b>4</b>	<b>2</b>	<b>322</b>
<b>TAXIES</b>														
MOTOR CAB	722	9	12	9	5	3	9	8	8	1	3	2	2	<b>793</b>
MAXI CAB	855	1	2	6	2	1	1	2	2	0	1	0	0	<b>873</b>
OTHER TAXI	0	0	0	0	0	0	0	0	0	0	0	0	0	<b>0</b>
<b>TOTAL</b>	<b>1577</b>	<b>10</b>	<b>14</b>	<b>15</b>	<b>7</b>	<b>4</b>	<b>10</b>	<b>10</b>	<b>10</b>	<b>1</b>	<b>4</b>	<b>2</b>	<b>2</b>	<b>1666</b>
<b>LIGHT MOTOR VEHICLES</b>														
3 SEATER (A/R)	2488	8	16	7	17	22	23	14	15	11	14	21	21	<b>2677</b>
4 TO SIX SEATER	110	0	0	0	0	0	0	0	0	0	0	0	0	<b>110</b>
<b>TOTAL</b>	<b>2598</b>	<b>8</b>	<b>16</b>	<b>7</b>	<b>17</b>	<b>22</b>	<b>23</b>	<b>14</b>	<b>15</b>	<b>11</b>	<b>14</b>	<b>21</b>	<b>21</b>	<b>2787</b>
OTHER VEHICLE	1287	2	1	4	0	1	1	1	0	1	0	0	0	<b>1298</b>
<b>TOTAL TRANSPORT</b>	<b>10845</b>	<b>78</b>	<b>94</b>	<b>68</b>	<b>81</b>	<b>77</b>	<b>103</b>	<b>77</b>	<b>80</b>	<b>41</b>	<b>70</b>	<b>84</b>	<b>69</b>	<b>11767</b>
<b>GRAND TOTAL (TRANS+NON-TRANSP)</b>	<b>176727</b>	<b>1435</b>	<b>1640</b>	<b>1173</b>	<b>1488</b>	<b>1201</b>	<b>1514</b>	<b>1087</b>	<b>1506</b>	<b>1347</b>	<b>1235</b>	<b>1112</b>	<b>1131</b>	<b>192596</b>

## 49. Gokak (KA-49)

TYPE OF VEHICLES	TOTAL AS ON 31-03-2018	VEHICLES NEWLY REGISTERED IN THE YEAR 2018-19												TOTAL AS ON 31-03-2019
		Apr-18	May-18	Jun-18	Jul-18	Aug-18	Sep-18	Oct-18	Nov-18	Dec-18	Jan-19	Feb-19	Mar-19	
<b>NON TRANSPORT VEHICLE</b>														
TWO WHEELERS	144251	1012	1029	967	1020	622	956	543	801	1380	847	603	553	<b>154584</b>
CAR	6632	45	42	24	51	27	36	24	62	54	66	37	36	<b>7136</b>
JEEP	250	0	0	0	0	0	0	0	0	0	0	0	0	<b>250</b>
OMNI BUS	2004	0	0	0	0	0	0	0	0	0	0	0	0	<b>2004</b>
TRACTOR	6672	15	27	28	0	31	29	30	20	25	67	35	39	<b>7018</b>
TRAILOR	7850	14	25	30	0	44	38	32	34	31	61	38	37	<b>8234</b>
CONSTRN EQUIPMENT VEHICLE	175	2	3	0	0	0	6	3	3	2	2	2	1	<b>199</b>
OTHER VEHICLE	603	0	0	0	0	3	1	0	0	0	0	0	0	<b>607</b>
<b>TOTAL NON-TRANSPORT</b>	<b>168437</b>	<b>1088</b>	<b>1126</b>	<b>1049</b>	<b>1071</b>	<b>727</b>	<b>1066</b>	<b>632</b>	<b>920</b>	<b>1492</b>	<b>1043</b>	<b>715</b>	<b>666</b>	<b>180032</b>
<b>TRANSPORT VEHICLES</b>														
MULTIAXLED/ARTICULATED	234	0	0	0	0	0	1	0	0	1	2	0	2	<b>240</b>
TRUCKS&LORRIES	2667	0	0	2	0	3	3	3	0	2	2	0	3	<b>2685</b>
<b>TOTAL</b>	<b>2901</b>	<b>0</b>	<b>0</b>	<b>2</b>	<b>0</b>	<b>3</b>	<b>4</b>	<b>3</b>	<b>0</b>	<b>3</b>	<b>4</b>	<b>0</b>	<b>5</b>	<b>2925</b>
<b>LMV GOODS</b>														
4 WHEELERS	2167	9	12	18	0	15	18	22	26	30	34	21	17	<b>2389</b>
3 WHEELERS	209	4	3	3	0	3	3	0	0	0	0	1	0	<b>226</b>
<b>TOTAL</b>	<b>2376</b>	<b>13</b>	<b>15</b>	<b>21</b>	<b>0</b>	<b>18</b>	<b>21</b>	<b>22</b>	<b>26</b>	<b>30</b>	<b>34</b>	<b>22</b>	<b>17</b>	<b>2615</b>
<b>BUSES</b>														
STAGE CARRIAGES	50	0	0	0	0	0	0	0	0	0	0	0	0	<b>50</b>
CONTRACT CARRIAGES	0	0	0	0	0	0	0	0	0	0	0	0	0	<b>0</b>
PRIVATE SERVICE VEHICLE	8	0	0	0	0	0	0	0	0	0	0	0	0	<b>8</b>
EDUNL INSTITUTION BUS	107	2	1	5	0	3	1	0	1	0	1	0	0	<b>121</b>
OTHER BUSES	3	0	0	0	0	0	0	0	0	0	0	0	0	<b>3</b>
<b>TOTAL</b>	<b>168</b>	<b>2</b>	<b>1</b>	<b>5</b>	<b>0</b>	<b>3</b>	<b>1</b>	<b>0</b>	<b>1</b>	<b>1</b>	<b>1</b>	<b>0</b>	<b>0</b>	<b>183</b>
<b>TAXIES</b>														
MOTOR CAB	451	3	2	6	0	3	3	0	3	2	1	0	1	<b>475</b>
MAXI CAB	188	1	1	0	0	0	1	0	3	0	1	1	1	<b>197</b>
OTHER TAXI	5	0	0	0	0	0	0	0	0	0	0	2	0	<b>7</b>
<b>TOTAL</b>	<b>644</b>	<b>4</b>	<b>3</b>	<b>6</b>	<b>0</b>	<b>3</b>	<b>4</b>	<b>0</b>	<b>6</b>	<b>2</b>	<b>2</b>	<b>3</b>	<b>2</b>	<b>679</b>
<b>LIGHT MOTOR VEHICLES</b>														
3 SEATER (A/R)	654	1	2	1	0	1	3	1	2	2	6	1	3	<b>677</b>
4 TO SIX SEATER	86	0	0	0	0	0	0	0	0	0	0	0	0	<b>86</b>
<b>TOTAL</b>	<b>740</b>	<b>1</b>	<b>2</b>	<b>1</b>	<b>0</b>	<b>1</b>	<b>3</b>	<b>0</b>	<b>2</b>	<b>2</b>	<b>6</b>	<b>1</b>	<b>3</b>	<b>762</b>
OTHER VEHICLE	931	0	0	0	12	2	0	0	0	0	1	1	0	<b>947</b>
<b>TOTAL TRANSPORT</b>	<b>7760</b>	<b>20</b>	<b>21</b>	<b>35</b>	<b>12</b>	<b>30</b>	<b>33</b>	<b>25</b>	<b>35</b>	<b>38</b>	<b>48</b>	<b>27</b>	<b>27</b>	<b>8111</b>
<b>GRAND TOTAL (TRANS+NON-TRANSP)</b>	<b>176197</b>	<b>1108</b>	<b>1147</b>	<b>1084</b>	<b>1083</b>	<b>757</b>	<b>1099</b>	<b>657</b>	<b>955</b>	<b>1530</b>	<b>1091</b>	<b>742</b>	<b>693</b>	<b>188143</b>

## 50. Yelahanka (KA-50)

TYPE OF VEHICLES	TOTAL AS ON 31-03-2018	VEHICLES NEWLY REGISTERED IN THE YEAR 2018-19											TOTAL AS ON 31-03-2019	
		Apr-18	May-18	Jun-18	Jul-18	Aug-18	Sep-18	Oct-18	Nov-18	Dec-18	Jan-19	Feb-19		Mar-19
<b>NON TRANSPORT VEHICLE</b>														
TWO WHEELERS	177322	1590	1542	1918	2005	2099	2047	2206	1894	1163	1914	1471	1747	<b>198918</b>
CAR	43160	335	327	347	294	115	337	386	395	224	541	272	398	<b>47131</b>
JEEP	1125	0	0	0	0	0	0	0	0	0	0	0	0	<b>1125</b>
OMNI BUS	2204	0	0	0	0	0	0	0	0	0	0	0	0	<b>2204</b>
TRACTOR	1013	5	3	3	2	5	5	2	0	4	3	1	3	<b>1049</b>
TRAILOR	759	5	2	2	4	5	4	3	0	4	2	1	2	<b>793</b>
CONSTRN EQUIPMENT VEHICLE	783	3	3	3	0	3	5	0	0	4	2	3	3	<b>812</b>
OTHER VEHICLE	1009	0	0	0	0	0	0	4	0	0	0	0	0	<b>1013</b>
<b>TOTAL NON-TRANSPORT</b>	<b>223286</b>	<b>1938</b>	<b>1877</b>	<b>2273</b>	<b>2305</b>	<b>2227</b>	<b>2398</b>	<b>2601</b>	<b>2289</b>	<b>1399</b>	<b>2462</b>	<b>1748</b>	<b>2153</b>	<b>248956</b>
<b>TRANSPORT VEHICLES</b>														
MULTIAXLED/ARTICULATED	639	17	24	28	26	18	10	14	3	0	8	7	8	<b>802</b>
TRUCKS&LORRIES	1208	36	42	23	4	1	8	9	19	11	13	1	3	<b>1378</b>
<b>TOTAL</b>	<b>1847</b>	<b>53</b>	<b>66</b>	<b>51</b>	<b>30</b>	<b>19</b>	<b>18</b>	<b>23</b>	<b>22</b>	<b>11</b>	<b>21</b>	<b>8</b>	<b>11</b>	<b>2180</b>
<b>LMV GOODS</b>														
4 WHEELERS	2876	0	0	4	5	19	29	26	33	25	36	29	36	<b>3118</b>
3 WHEELERS	1334	10	6	6	3	10	22	14	6	12	6	3	8	<b>1440</b>
<b>TOTAL</b>	<b>4210</b>	<b>10</b>	<b>6</b>	<b>10</b>	<b>8</b>	<b>29</b>	<b>51</b>	<b>40</b>	<b>39</b>	<b>37</b>	<b>42</b>	<b>32</b>	<b>44</b>	<b>4558</b>
<b>BUSES</b>														
STAGE CARRIAGES	64	0	0	0	0	0	0	0	0	0	0	0	0	<b>64</b>
CONTRACT CARRIAGES	2	0	0	0	0	0	0	0	0	0	0	0	0	<b>2</b>
PRIVATE SERVICE VEHICLE	31	0	2	1	0	16	2	0	1	0	0	0	0	<b>53</b>
EDUNL INSTITUTION BUS	993	1	8	12	28	10	17	3	0	2	9	2	3	<b>1088</b>
OTHER BUSES	257	0	0	0	0	0	0	0	0	0	0	1	0	<b>258</b>
<b>TOTAL</b>	<b>1347</b>	<b>1</b>	<b>10</b>	<b>13</b>	<b>28</b>	<b>26</b>	<b>19</b>	<b>3</b>	<b>1</b>	<b>2</b>	<b>9</b>	<b>3</b>	<b>3</b>	<b>1465</b>
<b>TAXIES</b>														
MOTOR CAB	5177	37	23	35	21	40	50	32	23	26	25	37	29	<b>5555</b>
MAXI CAB	1511	0	0	5	5	8	1	34	10	6	4	10	5	<b>1599</b>
OTHER TAXI	1900	0	0	0	0	0	0	0	0	0	0	0	0	<b>1900</b>
<b>TOTAL</b>	<b>8588</b>	<b>37</b>	<b>23</b>	<b>40</b>	<b>26</b>	<b>48</b>	<b>51</b>	<b>66</b>	<b>33</b>	<b>32</b>	<b>29</b>	<b>47</b>	<b>34</b>	<b>9054</b>
<b>LIGHT MOTOR VEHICLES</b>														
3 SEATER (A/R)	1403	1	3	3	1	2	2	1	2	1	1	2	4	<b>1426</b>
4 TO SIX SEATER	384	0	0	0	1	1	0	0	0	0	0	0	0	<b>386</b>
<b>TOTAL</b>	<b>1787</b>	<b>1</b>	<b>3</b>	<b>3</b>	<b>2</b>	<b>3</b>	<b>2</b>	<b>1</b>	<b>2</b>	<b>1</b>	<b>1</b>	<b>2</b>	<b>4</b>	<b>1812</b>
OTHER VEHICLE	1052	0	0	1	2	0	0	1	2	2	2	0	0	<b>1062</b>
<b>TOTAL TRANSPORT</b>	<b>18831</b>	<b>102</b>	<b>108</b>	<b>118</b>	<b>96</b>	<b>125</b>	<b>141</b>	<b>134</b>	<b>99</b>	<b>85</b>	<b>104</b>	<b>92</b>	<b>96</b>	<b>20131</b>
<b>GRAND TOTAL (TRANS+NON-TRANSP)</b>	<b>242117</b>	<b>2040</b>	<b>1985</b>	<b>2391</b>	<b>2401</b>	<b>2352</b>	<b>2539</b>	<b>2735</b>	<b>2388</b>	<b>1484</b>	<b>2566</b>	<b>1840</b>	<b>2249</b>	<b>269087</b>

## 51. Electronic city (KA-51)

TYPE OF VEHICLES	TOTAL AS ON 31-03-2018	VEHICLES NEWLY REGISTERED IN THE YEAR 2018-19												TOTAL AS ON 31-03-2019
		Apr-18	May-18	Jun-18	Jul-18	Aug-18	Sep-18	Oct-18	Nov-18	Dec-18	Jan-19	Feb-19	Mar-19	
<b>NON TRANSPORT VEHICLE</b>														
TWO WHEELERS	400290	4559	3753	4250	4707	4315	4085	4325	4520	2804	3605	3952	4055	<b>449220</b>
CAR	146049	715	685	817	991	981	889	1010	1063	730	1262	880	952	<b>157024</b>
JEEP	10	0	0	0	0	17	1	0	0	0	3	0	0	<b>31</b>
OMNI BUS	462	0	0	0	0	0	0	0	0	16	0	0	0	<b>478</b>
TRACTOR	1783	70	109	51	114	0	64	86	85	19	50	85	80	<b>2596</b>
TRAILOR	1275	51	61	31	62	0	44	55	45	4	45	74	50	<b>1797</b>
CONSTRN EQUIPMENT VEHICLE	988	15	1	4	41	1	13	11	11	31	9	2	33	<b>1160</b>
OTHER VEHICLE	6385	83	43	85	32	100	11	3	0	0	0	6	78	<b>6826</b>
<b>TOTAL NON-TRANSPORT</b>	<b>557242</b>	<b>5493</b>	<b>4652</b>	<b>5238</b>	<b>5947</b>	<b>5414</b>	<b>5107</b>	<b>5490</b>	<b>5724</b>	<b>3604</b>	<b>4974</b>	<b>4999</b>	<b>5248</b>	<b>619132</b>
<b>TRANSPORT VEHICLES</b>														
MULTIAXLED/ARTICULATED	3822	88	50	41	66	66	58	106	54	28	33	23	44	<b>4479</b>
TRUCKS&LORRIES	10055	36	22	34	41	34	45	81	53	40	45	38	112	<b>10636</b>
<b>TOTAL</b>	<b>13877</b>	<b>124</b>	<b>72</b>	<b>75</b>	<b>107</b>	<b>100</b>	<b>103</b>	<b>187</b>	<b>107</b>	<b>68</b>	<b>78</b>	<b>61</b>	<b>156</b>	<b>15115</b>
<b>LMV GOODS</b>														
4 WHEELERS	12666	174	132	147	184	192	234	178	167	119	158	115	202	<b>14668</b>
3 WHEELERS	5260	13	13	28	20	29	58	44	23	17	0	15	66	<b>5586</b>
<b>TOTAL</b>	<b>17926</b>	<b>187</b>	<b>145</b>	<b>175</b>	<b>204</b>	<b>221</b>	<b>292</b>	<b>222</b>	<b>190</b>	<b>136</b>	<b>158</b>	<b>130</b>	<b>268</b>	<b>20254</b>
<b>BUSES</b>														
STAGE CARRIAGES	292	2	3	0	1	0	2	0	1	2	2	2	0	<b>307</b>
CONTRACT CARRIAGES	1074	13	11	4	10	12	24	21	39	22	8	12	20	<b>1270</b>
PRIVATE SERVICE VEHICLE	1600	80	55	20	38	26	15	15	7	13	16	1	38	<b>1924</b>
EDUNL INSTITUTION BUS	3330	16	68	249	53	25	16	4	3	9	12	1	9	<b>3795</b>
OTHER BUSES	2396	0	2	5	4	4	1	2	0	0	5	0	0	<b>2419</b>
<b>TOTAL</b>	<b>8692</b>	<b>111</b>	<b>139</b>	<b>278</b>	<b>106</b>	<b>67</b>	<b>58</b>	<b>42</b>	<b>50</b>	<b>46</b>	<b>43</b>	<b>16</b>	<b>67</b>	<b>9715</b>
<b>TAXIES</b>														
MOTOR CAB	12075	78	73	251	314	365	341	163	169	129	196	129	135	<b>14418</b>
MAXI CAB	5223	54	16	73	53	120	66	39	47	43	45	21	53	<b>5853</b>
OTHER TAXI	319	0	0	0	0	0	8	0	0	0	0	0	0	<b>327</b>
<b>TOTAL</b>	<b>17617</b>	<b>132</b>	<b>89</b>	<b>324</b>	<b>367</b>	<b>485</b>	<b>415</b>	<b>202</b>	<b>216</b>	<b>172</b>	<b>241</b>	<b>150</b>	<b>188</b>	<b>20598</b>
<b>LIGHT MOTOR VEHICLES</b>														
3 SEATER (A/R)	1823	2	1	0	5	5	6	5	3	1	3	1	0	<b>1855</b>
4 TO SIX SEATER	529	0	0	0	0	0	0	0	0	0	6	0	0	<b>535</b>
<b>TOTAL</b>	<b>2352</b>	<b>2</b>	<b>1</b>	<b>0</b>	<b>5</b>	<b>5</b>	<b>6</b>	<b>5</b>	<b>3</b>	<b>1</b>	<b>9</b>	<b>1</b>	<b>0</b>	<b>2390</b>
OTHER VEHICLE	6073	0	167	197	350	275	3250	337	697	744	690	1224	1968	<b>15972</b>
<b>TOTAL TRANSPORT</b>	<b>66537</b>	<b>556</b>	<b>613</b>	<b>1049</b>	<b>1139</b>	<b>1153</b>	<b>4124</b>	<b>995</b>	<b>1263</b>	<b>1167</b>	<b>1219</b>	<b>1582</b>	<b>2647</b>	<b>84044</b>
<b>GRAND TOTAL (TRANS+NON-TRANSP)</b>	<b>623779</b>	<b>6049</b>	<b>5265</b>	<b>6287</b>	<b>7086</b>	<b>6567</b>	<b>9231</b>	<b>6485</b>	<b>6987</b>	<b>4771</b>	<b>6193</b>	<b>6581</b>	<b>7895</b>	<b>703176</b>



## 52. Nelamangala (KA-52)

TYPE OF VEHICLES	TOTAL AS ON 31-03-2018	VEHICLES NEWLY REGISTERED IN THE YEAR 2018-19												TOTAL AS ON 31-03-2019
		Apr-18	May-18	Jun-18	Jul-18	Aug-18	Sep-18	Oct-18	Nov-18	Dec-18	Jan-19	Feb-19	Mar-19	
<b>NON TRANSPORT VEHICLE</b>														
TWO WHEELERS	57822	772	701	645	454	391	637	182	585	308	385	684	583	<b>64149</b>
CAR	6676	107	101	102	77	38	94	32	107	76	179	137	97	<b>7823</b>
JEEP	11	0	2	0	0	1	0	0	0	0	0	0	0	<b>14</b>
OMNI BUS	372	0	3	0	1	1	0	0	0	2	4	2	2	<b>387</b>
TRACTOR	1073	10	6	10	7	2	4	1	2	4	2	4	3	<b>1128</b>
TRAILOR	950	6	4	7	4	0	2	0	1	3	2	3	1	<b>983</b>
CONSTRN EQUIPMENT VEHICLE	60	0	0	0	0	0	4	0	0	0	0	0	0	<b>64</b>
OTHER VEHICLE	950	27	8	30	9	0	0	0	2	2	4	4	0	<b>1036</b>
<b>TOTAL NON-TRANSPORT</b>	<b>67914</b>	<b>922</b>	<b>825</b>	<b>794</b>	<b>552</b>	<b>433</b>	<b>741</b>	<b>214</b>	<b>701</b>	<b>395</b>	<b>576</b>	<b>834</b>	<b>686</b>	<b>75587</b>
<b>TRANSPORT VEHICLES</b>														
MULTIAXLED/ARTICULATED	512	12	1	0	1	7	21	7	166	2	172	4	9	<b>914</b>
TRUCKS&LORRIES	2442	72	39	76	61	21	24	18	265	8	302	29	42	<b>3399</b>
<b>TOTAL</b>	<b>2934</b>	<b>84</b>	<b>40</b>	<b>76</b>	<b>62</b>	<b>28</b>	<b>45</b>	<b>25</b>	<b>431</b>	<b>10</b>	<b>474</b>	<b>33</b>	<b>51</b>	<b>4293</b>
<b>LMV GOODS</b>														
4 WHEELERS	3250	81	41	55	76	24	36	0	542	68	658	66	36	<b>4933</b>
3 WHEELERS	2141	41	28	38	31	16	21	18	300	7	328	12	11	<b>2992</b>
<b>TOTAL</b>	<b>5391</b>	<b>122</b>	<b>69</b>	<b>93</b>	<b>107</b>	<b>40</b>	<b>57</b>	<b>18</b>	<b>842</b>	<b>75</b>	<b>986</b>	<b>78</b>	<b>47</b>	<b>7925</b>
<b>BUSES</b>														
STAGE CARRIAGES	304	0	0	0	0	0	0	0	6	0	6	0	0	<b>316</b>
CONTRACT CARRIAGES	25	0	0	0	0	0	0	0	10	0	10	0	0	<b>45</b>
PRIVATE SERVICE VEHICLE	376	0	6	1	0	0	3	2	65	0	65	0	0	<b>518</b>
EDUNL INSTITUTION BUS	344	2	4	16	27	0	4	0	37	0	38	0	0	<b>472</b>
OTHER BUSES	36	0	0	0	0	0	0	2	0	0	0	0	0	<b>38</b>
<b>TOTAL</b>	<b>1085</b>	<b>2</b>	<b>10</b>	<b>17</b>	<b>27</b>	<b>0</b>	<b>7</b>	<b>4</b>	<b>118</b>	<b>0</b>	<b>119</b>	<b>0</b>	<b>0</b>	<b>1389</b>
<b>TAXIES</b>														
MOTOR CAB	1156	10	9	7	16	7	12	12	133	6	151	6	12	<b>1537</b>
MAXI CAB	568	1	5	1	4	0	0	2	117	0	117	0	1	<b>816</b>
OTHER TAXI	162	0	0	0	0	0	0	0	0	0	0	0	0	<b>162</b>
<b>TOTAL</b>	<b>1900</b>	<b>11</b>	<b>14</b>	<b>8</b>	<b>20</b>	<b>7</b>	<b>12</b>	<b>14</b>	<b>250</b>	<b>6</b>	<b>268</b>	<b>6</b>	<b>13</b>	<b>2529</b>
<b>LIGHT MOTOR VEHICLES</b>														
3 SEATER (A/R)	1928	13	7	22	17	16	16	0	147	16	177	12	18	<b>2389</b>
4 TO SIX SEATER	214	0	0	0	0	0	0	0	0	0	0	0	0	<b>214</b>
<b>TOTAL</b>	<b>2142</b>	<b>13</b>	<b>7</b>	<b>22</b>	<b>17</b>	<b>16</b>	<b>16</b>	<b>0</b>	<b>147</b>	<b>16</b>	<b>177</b>	<b>12</b>	<b>18</b>	<b>2603</b>
OTHER VEHICLE	480	4	2	2	0	0	41	0	16	0	20	0	0	<b>565</b>
<b>TOTAL TRANSPORT</b>	<b>13957</b>	<b>236</b>	<b>142</b>	<b>218</b>	<b>233</b>	<b>91</b>	<b>178</b>	<b>36</b>	<b>1804</b>	<b>114</b>	<b>2044</b>	<b>131</b>	<b>129</b>	<b>19313</b>
<b>GRAND TOTAL (TRANS+NON-TRANSP)</b>	<b>81871</b>	<b>1158</b>	<b>967</b>	<b>1012</b>	<b>785</b>	<b>524</b>	<b>919</b>	<b>250</b>	<b>2505</b>	<b>504</b>	<b>2620</b>	<b>965</b>	<b>815</b>	<b>94895</b>

## 53.K.R.Puram (KA-53)

TYPE OF VEHICLES	TOTAL AS ON 31-03-2018	VEHICLES NEWLY REGISTERED IN THE YEAR 2018-19											TOTAL AS ON 31-03-2019	
		Apr-18	May-18	Jun-18	Jul-18	Aug-18	Sep-18	Oct-18	Nov-18	Dec-18	Jan-19	Feb-19		Mar-19
<b>NON TRANSPORT VEHICLE</b>														
TWO WHEELERS	360497	3195	3506	4283	4173	4611	3574	3108	2030	2456	4538	3300	3656	402927
CAR	84418	907	814	914	706	756	375	340	491	545	1127	455	630	92478
JEEP	2	0	0	1	0	0	0	0	0	0	0	0	0	3
OMNI BUS	34	0	0	0	0	0	0	0	0	0	0	0	0	34
TRACTOR	1627	3	1	7	5	4	2	6	1	4	2	6	6	1674
TRAILOR	1314	2	0	4	3	2	3	4	0	2	2	2	5	1343
CONSTRN EQUIPMENT VEHICLE	0	0	0	0	0	0	3	0	0	0	0	0	0	3
OTHER VEHICLE	1870	15	15	29	2	4	0	26	7	8	9	56	0	2041
<b>TOTAL NON-TRANSPORT</b>	<b>449762</b>	<b>4122</b>	<b>4336</b>	<b>5238</b>	<b>4889</b>	<b>5377</b>	<b>3957</b>	<b>3484</b>	<b>2529</b>	<b>3015</b>	<b>5678</b>	<b>3819</b>	<b>4297</b>	<b>500503</b>
<b>TRANSPORT VEHICLES</b>														
MULTIAXLED/ARTICULATED	1548	15	4	1	0	2	2	10	3	0	2	5	23	1615
TRUCKS&LORRIES	3273	56	62	133	54	79	99	87	66	69	52	18	25	4073
<b>TOTAL</b>	<b>4821</b>	<b>71</b>	<b>66</b>	<b>134</b>	<b>54</b>	<b>81</b>	<b>101</b>	<b>97</b>	<b>69</b>	<b>69</b>	<b>54</b>	<b>23</b>	<b>48</b>	<b>5688</b>
<b>LMV GOODS</b>														
4 WHEELERS	9478	147	128	139	188	166	185	237	190	126	26	46	114	11170
3 WHEELERS	2080	16	17	16	29	32	21	38	37	26	86	5	26	2429
<b>TOTAL</b>	<b>11558</b>	<b>163</b>	<b>145</b>	<b>155</b>	<b>217</b>	<b>198</b>	<b>206</b>	<b>275</b>	<b>227</b>	<b>152</b>	<b>112</b>	<b>51</b>	<b>140</b>	<b>13599</b>
<b>BUSES</b>														
STAGE CARRIAGES	227	1	0	0	0	0	0	0	0	0	0	0	0	228
CONTRACT CARRIAGES	17	0	0	0	0	0	0	0	0	0	0	0	0	17
PRIVATE SERVICE VEHICLE	668	10	0	0	0	9	5	58	5	14	3	5	2	779
EDUNL INSTITUTION BUS	1450	1	196	126	38	18	9	25	5	1	0	0	12	1881
OTHER BUSES	221	0	0	0	0	0	0	0	0	0	0	0	0	221
<b>TOTAL</b>	<b>2583</b>	<b>12</b>	<b>196</b>	<b>126</b>	<b>38</b>	<b>27</b>	<b>14</b>	<b>83</b>	<b>10</b>	<b>15</b>	<b>3</b>	<b>5</b>	<b>14</b>	<b>3126</b>
<b>TAXIES</b>														
MOTOR CAB	5308	107	57	99	104	86	57	78	64	48	64	22	256	6350
MAXI CAB	2756	12	8	5	15	4	6	2	4	0	5	6	22	2845
OTHER TAXI	1417	10	10	6	0	0	0	2	0	0	20	0	0	1465
<b>TOTAL</b>	<b>9481</b>	<b>129</b>	<b>75</b>	<b>110</b>	<b>119</b>	<b>90</b>	<b>63</b>	<b>82</b>	<b>68</b>	<b>48</b>	<b>89</b>	<b>28</b>	<b>278</b>	<b>10660</b>
<b>LIGHT MOTOR VEHICLES</b>														
3 SEATER (A/R)	5712	12	6	4	7	4	1	1	3	1	0	22	0	5773
4 TO SIX SEATER	2930	0	0	0	0	0	0	78	0	0	0	6	0	3014
<b>TOTAL</b>	<b>8642</b>	<b>12</b>	<b>6</b>	<b>4</b>	<b>7</b>	<b>4</b>	<b>1</b>	<b>79</b>	<b>3</b>	<b>1</b>	<b>0</b>	<b>28</b>	<b>0</b>	<b>8787</b>
OTHER VEHICLE	5413	1	2	8	2	1	0	1	299	5	7	12	10	5761
<b>TOTAL TRANSPORT</b>	<b>42498</b>	<b>388</b>	<b>490</b>	<b>537</b>	<b>437</b>	<b>401</b>	<b>385</b>	<b>567</b>	<b>676</b>	<b>290</b>	<b>265</b>	<b>147</b>	<b>490</b>	<b>47571</b>
<b>GRAND TOTAL (TRANS+NON-TRANSP)</b>	<b>492260</b>	<b>4510</b>	<b>4826</b>	<b>5775</b>	<b>5326</b>	<b>5778</b>	<b>4342</b>	<b>4051</b>	<b>3205</b>	<b>3305</b>	<b>5943</b>	<b>3966</b>	<b>4787</b>	<b>548074</b>

## 54. Nagamangala (KA-54)

TYPE OF VEHICLES	TOTAL AS ON 31-03-2018	VEHICLES NEWLY REGISTERED IN THE YEAR 2018-19												TOTAL AS ON 31-03-2019
		Apr-18	May-18	Jun-18	Jul-18	Aug-18	Sep-18	Oct-18	Nov-18	Dec-18	Jan-19	Feb-19	Mar-19	
<b>NON TRANSPORT VEHICLE</b>														
TWO WHEELERS	53605	588	601	520	525	531	393	365	337	354	473	382	381	<b>59055</b>
CAR	2633	31	35	18	16	15	6	13	15	13	23	25	22	<b>2865</b>
JEEP	11	0	0	0	0	0	0	0	0	0	0	0	0	<b>11</b>
OMNI BUS	120	0	0	0	0	0	0	0	0	0	0	0	0	<b>120</b>
TRACTOR	4393	39	38	53	42	51	48	36	22	51	28	41	40	<b>4882</b>
TRAILOR	2890	26	24	25	23	24	21	3	4	4	2	2	6	<b>3054</b>
CONSTRN EQUIPMENT VEHICLE	89	0	0	0	0	0	0	2	0	0	0	0	0	<b>91</b>
OTHER VEHICLE	1192	6	5	2	1	2	0	1	3	4	3	2	1	<b>1222</b>
<b>TOTAL NON-TRANSPORT</b>	<b>64933</b>	<b>690</b>	<b>703</b>	<b>618</b>	<b>607</b>	<b>623</b>	<b>468</b>	<b>420</b>	<b>381</b>	<b>426</b>	<b>529</b>	<b>452</b>	<b>450</b>	<b>71300</b>
<b>TRANSPORT VEHICLES</b>														
MULTIAXLED/ARTICULATED	103	0	0	0	0	0	0	0	0	0	0	0	0	<b>103</b>
TRUCKS&LORRIES	615	10	12	6	10	11	4	0	0	5	4	14	2	<b>693</b>
<b>TOTAL</b>	<b>718</b>	<b>10</b>	<b>12</b>	<b>6</b>	<b>10</b>	<b>11</b>	<b>4</b>	<b>0</b>	<b>0</b>	<b>5</b>	<b>4</b>	<b>14</b>	<b>2</b>	<b>796</b>
<b>LMV GOODS</b>											0			
4 WHEELERS	2279	31	35	24	31	32	19	19	19	10	3	24	31	<b>2557</b>
3 WHEELERS	1292	2	3	6	5	6	6	3	3	5	6	6	8	<b>1351</b>
<b>TOTAL</b>	<b>3571</b>	<b>33</b>	<b>38</b>	<b>30</b>	<b>36</b>	<b>38</b>	<b>25</b>	<b>22</b>	<b>22</b>	<b>15</b>	<b>9</b>	<b>30</b>	<b>39</b>	<b>3908</b>
<b>BUSES</b>														
STAGE CARRIAGES	0	0	0	0	0	0	0	0	0	0	0	0	0	<b>0</b>
CONTRACT CARRIAGES	0	0	0	0	0	0	0	0	0	0	0	0	0	<b>0</b>
PRIVATE SERVICE VEHICLE	21	0	0	0	0	0	0	0	0	0	0	0	0	<b>21</b>
EDUNL INSTITUTION BUS	115	0	0	6	5	4	2	2	2	0	0	0	0	<b>136</b>
OTHER BUSES	0	0	0	0	0	0	0	0	0	0	0	0	0	<b>0</b>
<b>TOTAL</b>	<b>136</b>	<b>0</b>	<b>0</b>	<b>6</b>	<b>5</b>	<b>4</b>	<b>2</b>	<b>2</b>	<b>2</b>	<b>0</b>	<b>0</b>	<b>0</b>	<b>0</b>	<b>157</b>
<b>TAXIES</b>														
MOTOR CAB	1172	3	2	6	5	4	6	6	6	1	1	3	4	<b>1219</b>
MAXI CAB	428	2	2	1	2	1	2	1	1	0	0	0	4	<b>444</b>
OTHER TAXI	0	0	0	0	0	0	0	0	0	0	0	0	0	<b>0</b>
<b>TOTAL</b>	<b>1600</b>	<b>5</b>	<b>4</b>	<b>7</b>	<b>7</b>	<b>5</b>	<b>8</b>	<b>7</b>	<b>7</b>	<b>1</b>	<b>1</b>	<b>3</b>	<b>8</b>	<b>1663</b>
<b>LIGHT MOTOR VEHICLES</b>														
3 SEATER (A/R)	1871	4	3	3	2	2	5	2	2	3	5	6	4	<b>1912</b>
4 TO SIX SEATER	138	0	0	0	0	0	0	0	0	0	0	0	0	<b>138</b>
<b>TOTAL</b>	<b>2009</b>	<b>4</b>	<b>3</b>	<b>3</b>	<b>2</b>	<b>2</b>	<b>5</b>	<b>2</b>	<b>2</b>	<b>3</b>	<b>5</b>	<b>6</b>	<b>4</b>	<b>2050</b>
OTHER VEHICLE	1573	0	0	0	0	0	0	0	0	0	2	2	2	<b>1579</b>
<b>TOTAL TRANSPORT</b>	<b>9607</b>	<b>52</b>	<b>57</b>	<b>52</b>	<b>60</b>	<b>60</b>	<b>44</b>	<b>33</b>	<b>33</b>	<b>24</b>	<b>21</b>	<b>55</b>	<b>55</b>	<b>10153</b>
<b>GRAND TOTAL (TRANS+NON-TRANSP)</b>	<b>74540</b>	<b>742</b>	<b>760</b>	<b>670</b>	<b>667</b>	<b>683</b>	<b>512</b>	<b>453</b>	<b>414</b>	<b>450</b>	<b>550</b>	<b>507</b>	<b>505</b>	<b>81453</b>

## 55. Mysore East (KA-55)

TYPE OF VEHICLES	TOTAL AS ON 31-03-2018	VEHICLES NEWLY REGISTERED IN THE YEAR 2018-19												TOTAL AS ON 31-03-2019
		Apr-18	May-18	Jun-18	Jul-18	Aug-18	Sep-18	Oct-18	Nov-18	Dec-18	Jan-19	Feb-19	Mar-19	
<b>NON TRANSPORT VEHICLE</b>														
TWO WHEELERS	256727	1250	1112	1456	411	496	713	874	567	405	1103	877	998	<b>266989</b>
CAR	28614	53	47	61	28	30	46	36	31	25	67	35	36	<b>29109</b>
JEEP	490	0	0	0	0	0	0	0	0	0	0	0	0	<b>490</b>
OMNI BUS	1237	0	0	0	0	0	0	0	0	0	0	0	0	<b>1237</b>
TRACTOR	4378	18	12	13	6	2	4	23	21	29	22	16	9	<b>4553</b>
TRAILOR	1646	3	7	6	1	0	0	1	0	0	0	1	2	<b>1667</b>
CONSTRN EQUIPMENT VEHICLE	0	0	0	0	0	0	0	0	0	2	0	0	0	<b>2</b>
OTHER VEHICLE	1388	8	0	0	0	5	7	0	1	0	0	0	0	<b>1409</b>
<b>TOTAL NON-TRANSPORT</b>	<b>294480</b>	<b>1332</b>	<b>1178</b>	<b>1536</b>	<b>446</b>	<b>533</b>	<b>770</b>	<b>934</b>	<b>620</b>	<b>461</b>	<b>1192</b>	<b>929</b>	<b>1045</b>	<b>305456</b>
<b>TRANSPORT VEHICLES</b>														
MULTIAXLED/ARTICULATED	418	4	6	0	0	2	0	0	0	0	9	0	0	<b>439</b>
TRUCKS&LORRIES	2869	0	0	26	0	0	2	33	0	25	0	3	2	<b>2960</b>
<b>TOTAL</b>	<b>3287</b>	<b>4</b>	<b>6</b>	<b>26</b>	<b>0</b>	<b>2</b>	<b>2</b>	<b>33</b>	<b>0</b>	<b>25</b>	<b>9</b>	<b>3</b>	<b>2</b>	<b>3399</b>
<b>LMV GOODS</b>														
4 WHEELERS	3842	34	31	0	23	22	25	0	37	8	40	32	23	<b>4117</b>
3 WHEELERS	1695	7	8	27	5	12	8	15	0	2	6	0	0	<b>1785</b>
<b>TOTAL</b>	<b>5537</b>	<b>41</b>	<b>39</b>	<b>27</b>	<b>28</b>	<b>34</b>	<b>33</b>	<b>15</b>	<b>37</b>	<b>10</b>	<b>46</b>	<b>32</b>	<b>23</b>	<b>5902</b>
<b>BUSES</b>														
STAGE CARRIAGES	184	0	0	0	0	0	0	0	0	0	0	0	0	<b>184</b>
CONTRACT CARRIAGES	12	0	0	0	0	0	0	0	0	0	0	0	0	<b>12</b>
PRIVATE SERVICE VEHICLE	30	0	0	0	0	0	0	0	0	0	0	2	0	<b>32</b>
EDUNL INSTITUTION BUS	178	0	1	0	2	2	0	0	0	0	1	0	2	<b>186</b>
OTHER BUSES	19	0	0	0	0	0	0	0	0	0	0	0	0	<b>19</b>
<b>TOTAL</b>	<b>423</b>	<b>0</b>	<b>1</b>	<b>0</b>	<b>2</b>	<b>2</b>	<b>0</b>	<b>0</b>	<b>0</b>	<b>0</b>	<b>1</b>	<b>2</b>	<b>2</b>	<b>433</b>
<b>TAXIES</b>														
MOTOR CAB	1545	3	5	8	1	7	1	8	1	3	2	1	5	<b>1590</b>
MAXI CAB	669	1	0	0	0	0	1	0	0	1	1	0	1	<b>674</b>
OTHER TAXI	5	0	0	0	0	0	0	0	0	0	0	0	0	<b>5</b>
<b>TOTAL</b>	<b>2219</b>	<b>4</b>	<b>5</b>	<b>8</b>	<b>1</b>	<b>7</b>	<b>2</b>	<b>8</b>	<b>1</b>	<b>4</b>	<b>3</b>	<b>1</b>	<b>6</b>	<b>2269</b>
<b>LIGHT MOTOR VEHICLES</b>														
3 SEATER (A/R)	4577	73	83	64	40	83	78	77	91	51	40	71	39	<b>5367</b>
4 TO SIX SEATER	201	0	0	0	0	0	0	0	0	0	0	0	0	<b>201</b>
<b>TOTAL</b>	<b>4778</b>	<b>73</b>	<b>83</b>	<b>64</b>	<b>40</b>	<b>83</b>	<b>78</b>	<b>77</b>	<b>91</b>	<b>51</b>	<b>40</b>	<b>71</b>	<b>39</b>	<b>5568</b>
OTHER VEHICLE	2499	0	0	3	8	0	3	4	8	2	3	0	0	<b>2530</b>
<b>TOTAL TRANSPORT</b>	<b>18743</b>	<b>122</b>	<b>134</b>	<b>128</b>	<b>79</b>	<b>128</b>	<b>118</b>	<b>137</b>	<b>137</b>	<b>92</b>	<b>102</b>	<b>109</b>	<b>72</b>	<b>20101</b>
<b>GRAND TOTAL (TRANS+NON-TRANSP)</b>	<b>313223</b>	<b>1454</b>	<b>1312</b>	<b>1664</b>	<b>525</b>	<b>661</b>	<b>888</b>	<b>1071</b>	<b>757</b>	<b>553</b>	<b>1294</b>	<b>1038</b>	<b>1117</b>	<b>325557</b>

## 56. Basavakalyana (KA-56)

TYPE OF VEHICLES	TOTAL AS ON 31-03-2018	VEHICLES NEWLY REGISTERED IN THE YEAR 2018-19												TOTAL AS ON 31-03-2019
		Apr-18	May-18	Jun-18	Jul-18	Aug-18	Sep-18	Oct-18	Nov-18	Dec-18	Jan-19	Feb-19	Mar-19	
<b>NON TRANSPORT VEHICLE</b>														
TWO WHEELERS	36131	264	279	252	325	314	351	255	267	267	450	317	314	<b>39786</b>
CAR	1960	22	10	6	10	12	11	8	5	5	2	7	4	<b>2062</b>
JEEP	132	1	1	2	2	2	0	0	1	1	1	1	1	<b>145</b>
OMNI BUS	349	4	0	0	2	1	1	1	1	1	2	1	1	<b>364</b>
TRACTOR	882	7	14	11	11	13	7	8	4	4	17	10	25	<b>1013</b>
TRAILOR	1200	4	10	4	3	4	1	2	4	4	7	7	15	<b>1265</b>
CONSTRN EQUIPMENT VEHICLE	5	0	0	0	0	0	0	0	0	0	1	2	0	<b>8</b>
OTHER VEHICLE	3	0	0	0	0	0	0	0	0	0	0	0	0	<b>3</b>
<b>TOTAL NON-TRANSPORT</b>	<b>40662</b>	<b>302</b>	<b>314</b>	<b>275</b>	<b>353</b>	<b>346</b>	<b>371</b>	<b>274</b>	<b>282</b>	<b>282</b>	<b>480</b>	<b>345</b>	<b>360</b>	<b>44646</b>
<b>TRANSPORT VEHICLES</b>														
MULTIAXLED/ARTICULATED	990	96	13	22	17	25	18	45	26	26	35	29	49	<b>1391</b>
TRUCKS&LORRIES	647	2	0	2	2	3	0	0	0	7	0	0	0	<b>663</b>
<b>TOTAL</b>	<b>1637</b>	<b>98</b>	<b>13</b>	<b>24</b>	<b>19</b>	<b>28</b>	<b>18</b>	<b>45</b>	<b>22</b>	<b>26</b>	<b>35</b>	<b>29</b>	<b>49</b>	<b>2043</b>
<b>LMV GOODS</b>														
4 WHEELERS	1023	8	6	6	5	4	13	14	15	15	14	7	9	<b>1139</b>
3 WHEELERS	324	0	2	1	1	2	1	3	4	4	2	1	4	<b>349</b>
<b>TOTAL</b>	<b>1347</b>	<b>8</b>	<b>8</b>	<b>7</b>	<b>6</b>	<b>6</b>	<b>14</b>	<b>17</b>	<b>19</b>	<b>19</b>	<b>16</b>	<b>8</b>	<b>13</b>	<b>1488</b>
<b>BUSES</b>														
STAGE CARRIAGES	0	0	0	0	0	0	0	0	0	0	0	0	0	<b>0</b>
CONTRACT CARRIAGES	20	0	0	0	0	0	0	0	0	0	0	0	0	<b>20</b>
PRIVATE SERVICE VEHICLE	20	0	0	0	0	0	0	0	0	0	0	0	0	<b>20</b>
EDUNL INSTITUTION BUS	6	0	0	2	4	3	2	0	0	1	0	1	0	<b>19</b>
OTHER BUSES	8	0	0	0	0	0	0	0	1	0	0	0	0	<b>9</b>
<b>TOTAL</b>	<b>54</b>	<b>0</b>	<b>0</b>	<b>2</b>	<b>4</b>	<b>3</b>	<b>2</b>	<b>0</b>	<b>1</b>	<b>1</b>	<b>0</b>	<b>1</b>	<b>0</b>	<b>68</b>
<b>TAXIES</b>														
MOTOR CAB	170	0	2	5	6	4	3	1	3	3	4	1	1	<b>203</b>
MAXI CAB	353	0	1	1	2	1	0	0	2	2	0	1	1	<b>364</b>
OTHER TAXI	1	0	0	0	0	0	0	0	0	0	0	0	0	<b>1</b>
<b>TOTAL</b>	<b>524</b>	<b>0</b>	<b>3</b>	<b>6</b>	<b>8</b>	<b>5</b>	<b>3</b>	<b>1</b>	<b>5</b>	<b>5</b>	<b>4</b>	<b>2</b>	<b>2</b>	<b>568</b>
<b>LIGHT MOTOR VEHICLES</b>														
3 SEATER (A/R)	815	7	5	7	10	9	8	14	7	7	6	10	16	<b>921</b>
4 TO SIX SEATER	34	0	0	0	0	0	0	0	0	0	0	0	0	<b>34</b>
<b>TOTAL</b>	<b>849</b>	<b>7</b>	<b>5</b>	<b>7</b>	<b>10</b>	<b>9</b>	<b>8</b>	<b>14</b>	<b>7</b>	<b>7</b>	<b>6</b>	<b>10</b>	<b>16</b>	<b>955</b>
OTHER VEHICLE	331	2	0	2	0	0	0	1	2	2	0	2	1	<b>343</b>
<b>TOTAL TRANSPORT</b>	<b>4742</b>	<b>115</b>	<b>29</b>	<b>48</b>	<b>47</b>	<b>51</b>	<b>45</b>	<b>78</b>	<b>61</b>	<b>61</b>	<b>59</b>	<b>52</b>	<b>81</b>	<b>5469</b>
<b>GRAND TOTAL (TRANS+NON-TRANSP)</b>	<b>45404</b>	<b>417</b>	<b>343</b>	<b>323</b>	<b>400</b>	<b>397</b>	<b>416</b>	<b>352</b>	<b>343</b>	<b>343</b>	<b>539</b>	<b>397</b>	<b>441</b>	<b>50115</b>

## 57. R.T.O. Auto rickshaw (KA-57)

TYPE OF VEHICLES	TOTAL AS ON 31-03-2018	VEHICLES NEWLY REGISTERED IN THE YEAR 2018-19												TOTAL AS ON 31-03-2019
		Apr-18	May-18	Jun-18	Jul-18	Aug-18	Sep-18	Oct-18	Nov-18	Dec-18	Jan-19	Feb-19	Mar-19	
<b>NON TRANSPORT VEHICLE</b>														
TWO WHEELERS	0	0	0	0	0	0	0	0	0	0	0	0	0	0
CAR	0	0	0	0	0	0	0	0	0	0	0	1	0	1
JEEP	0	0	0	0	0	0	0	0	0	0	0	0	0	0
OMNI BUS	0	0	0	0	0	0	0	0	0	0	0	0	0	0
TRACTOR	0	0	0	0	0	0	0	0	0	0	0	0	0	0
TRAILOR	0	0	0	0	0	0	0	0	0	0	0	0	0	0
CONSTRN EQUIPMENT VEHICLE	0	0	0	0	0	0	0	0	0	0	0	0	0	0
OTHER VEHICLE	0	0	0	0	0	0	0	0	0	0	0	0	0	0
<b>TOTAL NON-TRANSPORT</b>	<b>0</b>	<b>0</b>	<b>0</b>	<b>0</b>	<b>0</b>	<b>0</b>	<b>0</b>	<b>0</b>	<b>0</b>	<b>0</b>	<b>0</b>	<b>1</b>	<b>0</b>	<b>0</b>
<b>TRANSPORT VEHICLES</b>														
MULTIAXLED/ARTICULATED	0	0	0	0	0	0	0	0	0	0	0	0	0	0
TRUCKS&LORRIES	0	0	0	0	0	0	0	0	0	0	0	0	0	0
<b>TOTAL</b>	<b>0</b>	<b>0</b>	<b>0</b>	<b>0</b>	<b>0</b>	<b>0</b>	<b>0</b>	<b>0</b>	<b>0</b>	<b>0</b>	<b>0</b>	<b>0</b>	<b>0</b>	<b>0</b>
<b>LMV GOODS</b>														
4 WHEELERS	0	0	0	0	0	0	0	0	0	0	0	0	0	0
3 WHEELERS	0	0	0	0	0	0	0	0	0	0	0	0	0	0
<b>TOTAL</b>	<b>0</b>	<b>0</b>	<b>0</b>	<b>0</b>	<b>0</b>	<b>0</b>	<b>0</b>	<b>0</b>	<b>0</b>	<b>0</b>	<b>0</b>	<b>0</b>	<b>0</b>	<b>0</b>
<b>BUSES</b>														
STAGE CARRIAGES	3446	100	121	11	12	15	16	14	32	34	0	0	8	3809
CONTRACT CARRIAGES	0	0	0	0	0	0	0	0	0	0	0	0	0	0
PRIVATE SERVICE VEHICLE	0	0	0	0	0	0	0	0	0	0	0	0	0	0
EDUNL INSTITUTION BUS	0	0	0	0	0	0	0	0	0	0	0	0	0	0
OTHER BUSES	0	0	0	0	0	0	0	0	0	0	0	0	0	0
<b>TOTAL</b>	<b>3446</b>	<b>100</b>	<b>121</b>	<b>11</b>	<b>12</b>	<b>15</b>	<b>16</b>	<b>14</b>	<b>32</b>	<b>34</b>	<b>0</b>	<b>0</b>	<b>8</b>	<b>3809</b>
<b>TAXIES</b>														
MOTOR CAB	0	0	0	0	0	0	0	0	0	0	0	0	0	0
MAXI CAB	0	0	0	0	0	0	0	0	0	0	0	0	0	0
OTHER TAXI	0	0	0	0	0	0	0	0	0	0	0	0	0	0
<b>TOTAL</b>	<b>0</b>	<b>0</b>	<b>0</b>	<b>0</b>	<b>0</b>	<b>0</b>	<b>0</b>	<b>0</b>	<b>0</b>	<b>0</b>	<b>0</b>	<b>0</b>	<b>0</b>	<b>0</b>
<b>LIGHT MOTOR VEHICLES</b>														
3 SEATER (A/R)	0	0	0	0	0	0	0	0	0	0	0	0	0	0
4 TO SIX SEATER	0	0	0	0	0	0	0	0	0	0	0	0	0	0
<b>TOTAL</b>	<b>0</b>	<b>0</b>	<b>0</b>	<b>0</b>	<b>0</b>	<b>0</b>	<b>0</b>	<b>0</b>	<b>0</b>	<b>0</b>	<b>0</b>	<b>0</b>	<b>0</b>	<b>0</b>
OTHER VEHICLE	0	0	0	0	0	0	0	0	0	0	0	0	0	0
<b>TOTAL TRANSPORT</b>	<b>3446</b>	<b>100</b>	<b>121</b>	<b>11</b>	<b>12</b>	<b>15</b>	<b>16</b>	<b>14</b>	<b>32</b>	<b>34</b>	<b>0</b>	<b>0</b>	<b>8</b>	<b>3809</b>
<b>GRAND TOTAL (TRANS+NON-TRANSP)</b>	<b>3446</b>	<b>100</b>	<b>121</b>	<b>11</b>	<b>12</b>	<b>15</b>	<b>16</b>	<b>14</b>	<b>32</b>	<b>34</b>	<b>0</b>	<b>1</b>	<b>8</b>	<b>3810</b>

## 58.Madhugiri (KA-64)

TYPE OF VEHICLES	TOTAL AS ON 31-03-2018	VEHICLES NEWLY REGISTERED IN THE YEAR 2018-19												TOTAL AS ON 31-03-2019
		Apr-18	May-18	Jun-18	Jul-18	Aug-18	Sep-18	Oct-18	Nov-18	Dec-18	Jan-19	Feb-19	Mar-19	
<b>NON TRANSPORT VEHICLE</b>														
TWO WHEELERS	58381	1102	1058	1121	1053	1121	849	889	815	795	771	440	878	<b>69273</b>
CAR	1231	25	24	26	31	29	20	11	21	6	24	20	9	<b>1477</b>
JEEP	3	0	0	0	0	0	0	0	0	0	0	0	0	<b>3</b>
OMNI BUS	0	0	0	0	0	0	0	0	0	0	0	8	0	<b>8</b>
TRACTOR	1006	12	10	11	12	10	12	3	7	9	6	6	4	<b>1108</b>
TRAILOR	803	8	6	5	6	5	8	3	3	8	4	0	1	<b>860</b>
CONSTRN EQUIPMENT VEHICLE	11	0	0	0	0	0	7	0	0	5	0	0	3	<b>26</b>
OTHER VEHICLE	207	2	1	1	2	1	0	3	4	0	2	0	0	<b>223</b>
<b>TOTAL NON-TRANSPORT</b>	<b>61642</b>	<b>1149</b>	<b>1099</b>	<b>1164</b>	<b>1104</b>	<b>1166</b>	<b>896</b>	<b>909</b>	<b>850</b>	<b>823</b>	<b>807</b>	<b>474</b>	<b>895</b>	<b>72978</b>
<b>TRANSPORT VEHICLES</b>														
MULTIAXLED/ARTICULATED	10	0	0	0	0	0	0	0	0	0	0	1	0	<b>11</b>
TRUCKS&LORRIES	178	2	1	2	1	2	0	5	2	3	0	0	23	<b>219</b>
<b>TOTAL</b>	<b>188</b>	<b>2</b>	<b>1</b>	<b>2</b>	<b>1</b>	<b>2</b>	<b>0</b>	<b>5</b>	<b>2</b>	<b>3</b>	<b>0</b>	<b>1</b>	<b>23</b>	<b>230</b>
<b>LMV GOODS</b>														
4 WHEELERS	767	6	7	5	6	5	28	19	1	23	24	17	0	<b>908</b>
3 WHEELERS	487	2	1	2	1	2	7	5	9	7	9	7	5	<b>544</b>
<b>TOTAL</b>	<b>1254</b>	<b>8</b>	<b>8</b>	<b>7</b>	<b>7</b>	<b>7</b>	<b>35</b>	<b>24</b>	<b>10</b>	<b>30</b>	<b>33</b>	<b>26</b>	<b>5</b>	<b>1454</b>
<b>BUSES</b>														
STAGE CARRIAGES	25	0	0	0	0	0	0	0	1	0	0	2	0	<b>28</b>
CONTRACT CARRIAGES	1	0	0	0	0	0	0	0	0	0	0	0	0	<b>1</b>
PRIVATE SERVICE VEHICLE	8	0	0	0	0	0	0	0	0	0	0	0	0	<b>8</b>
EDUNL INSTITUTION BUS	106	5	4	6	3	2	2	0	3	0	0	0	1	<b>132</b>
OTHER BUSES	2	0	0	0	0	0	0	0	4	0	0	0	0	<b>6</b>
<b>TOTAL</b>	<b>142</b>	<b>5</b>	<b>4</b>	<b>6</b>	<b>3</b>	<b>0</b>	<b>2</b>	<b>0</b>	<b>8</b>	<b>0</b>	<b>0</b>	<b>2</b>	<b>1</b>	<b>173</b>
<b>TAXIES</b>														
MOTOR CAB	383	2	3	3	2	3	9	12	11	4	5	15	12	<b>464</b>
MAXI CAB	127	0	0	0	0	0	2	0	0	1	0	1	0	<b>131</b>
OTHER TAXI	2	0	0	0	0	0	0	0	11	0	5	0	0	<b>18</b>
<b>TOTAL</b>	<b>512</b>	<b>2</b>	<b>3</b>	<b>3</b>	<b>2</b>	<b>3</b>	<b>11</b>	<b>12</b>		<b>5</b>	<b>10</b>	<b>16</b>	<b>12</b>	<b>591</b>
<b>LIGHT MOTOR VEHICLES</b>														
3 SEATER (A/R)	1060	32	35	32	31	30	18	9	9	13	11	14	16	<b>1310</b>
4 TO SIX SEATER	3	0	0	0	0	0	0	0	0	0	0	0	0	<b>3</b>
<b>TOTAL</b>	<b>1063</b>	<b>32</b>	<b>35</b>	<b>32</b>	<b>31</b>	<b>30</b>	<b>18</b>	<b>9</b>	<b>9</b>	<b>13</b>	<b>11</b>	<b>14</b>	<b>16</b>	<b>1313</b>
OTHER VEHICLE	97	0	0	0	0	0	0	0	0	0	0	0	0	<b>97</b>
<b>TOTAL TRANSPORT</b>	<b>3256</b>	<b>49</b>	<b>51</b>	<b>50</b>	<b>44</b>	<b>42</b>	<b>66</b>	<b>41</b>	<b>55</b>	<b>51</b>	<b>49</b>	<b>58</b>	<b>57</b>	<b>3869</b>
<b>GRAND TOTAL (TRANS+NON-TRANSP)</b>	<b>64898</b>	<b>1198</b>	<b>1150</b>	<b>1214</b>	<b>1148</b>	<b>1208</b>	<b>962</b>	<b>950</b>	<b>905</b>	<b>874</b>	<b>856</b>	<b>532</b>	<b>952</b>	<b>76847</b>

## 59. Dhandeli (KA-65)

TYPE OF VEHICLES	TOTAL AS ON 31-03-2018	VEHICLES NEWLY REGISTERED IN THE YEAR 2018-19												TOTAL AS ON 31-03-2019
		Apr-18	May-18	Jun-18	Jul-18	Aug-18	Sep-18	Oct-18	Nov-18	Dec-18	Jan-19	Feb-19	Mar-19	
<b>NON TRANSPORT VEHICLE</b>														
TWO WHEELERS	15652	331	342	294	267	204	153	309	385	512	372	294	266	<b>19381</b>
CAR	1005	24	26	17	10	17	19	15	35	22	31	18	22	<b>1261</b>
JEEP	7	0	0	0	0	0	0	0	0	0	0	0	0	<b>7</b>
OMNI BUS	18	0	0	0	0	0	0	0	0	0	0	0	0	<b>18</b>
TRACTOR	434	28	31	25	26	19	30	7	22	26	17	13	16	<b>694</b>
TRAILOR	359	11	15	14	12	8	37	0	0	0	2	2	1	<b>461</b>
CONSTRN EQUIPMENT VEHICLE	13	0	0	0	0	0	4	1	0	0	0	0	0	<b>18</b>
OTHER VEHICLE	320	2	2	6	1	0	0	0	0	2	4	3	0	<b>340</b>
<b>TOTAL NON-TRANSPORT</b>	<b>17808</b>	<b>396</b>	<b>416</b>	<b>356</b>	<b>316</b>	<b>248</b>	<b>243</b>	<b>332</b>	<b>442</b>	<b>562</b>	<b>426</b>	<b>330</b>	<b>305</b>	<b>22180</b>
<b>TRANSPORT VEHICLES</b>														
MULTIAXLED/ARTICULATED	1	0	0	0	0	10	0	0	0	0	0	0	0	<b>11</b>
TRUCKS&LORRIES	38	1	2	0	0	2	0	1	4	6	0	0	2	<b>56</b>
<b>TOTAL</b>	<b>39</b>	<b>1</b>	<b>2</b>	<b>0</b>	<b>0</b>	<b>12</b>	<b>0</b>	<b>1</b>	<b>4</b>	<b>6</b>	<b>0</b>	<b>0</b>	<b>2</b>	<b>67</b>
<b>LMV GOODS</b>														
4 WHEELERS	204	5	6	3	3	6	3	10	9	7	12	7	10	<b>285</b>
3 WHEELERS	25	1	2	1	0	1	1	0	0	1	2	0	0	<b>34</b>
<b>TOTAL</b>	<b>229</b>	<b>6</b>	<b>8</b>	<b>4</b>	<b>3</b>	<b>7</b>	<b>4</b>	<b>10</b>	<b>9</b>	<b>8</b>	<b>14</b>	<b>7</b>	<b>10</b>	<b>319</b>
<b>BUSES</b>														
STAGE CARRIAGES	0	0	0	0	0	0	0	0	0	0	0	0	0	<b>0</b>
CONTRACT CARRIAGES	0	0	0	0	0	0	0	0	0	0	0	0	0	<b>0</b>
PRIVATE SERVICE VEHICLE	4	0	0	0	0	0	0	0	0	0	0	1	0	<b>5</b>
EDUNL INSTITUTION BUS	5	0	0	0	0	0	0	0	0	0	0	0	0	<b>5</b>
OTHER BUSES	1	0	0	0	0	0	0	0	0	0	0	0	0	<b>1</b>
<b>TOTAL</b>	<b>10</b>	<b>0</b>	<b>0</b>	<b>0</b>	<b>0</b>	<b>0</b>	<b>0</b>	<b>0</b>	<b>0</b>	<b>0</b>	<b>0</b>	<b>1</b>	<b>0</b>	<b>11</b>
<b>TAXIES</b>														
MOTOR CAB	137	2	3	1	1	4	1	2	1	4	0	0	1	<b>157</b>
MAXI CAB	42	0	0	1	1	4	1	2	0	1	0	1	0	<b>53</b>
OTHER TAXI	1	0	0	0	0	0	0	0	0	0	0	0	0	<b>1</b>
<b>TOTAL</b>	<b>180</b>	<b>2</b>	<b>3</b>	<b>2</b>	<b>2</b>	<b>8</b>	<b>2</b>	<b>4</b>	<b>1</b>	<b>5</b>	<b>0</b>	<b>1</b>	<b>1</b>	<b>211</b>
<b>LIGHT MOTOR VEHICLES</b>														
3 SEATER (A/R)	101	1	2	1	0	5	1	1	3	1	3	2	7	<b>128</b>
4 TO SIX SEATER	5	0	0	0	0	0	0	0	0	0	0	0	0	<b>5</b>
<b>TOTAL</b>	<b>106</b>	<b>1</b>	<b>2</b>	<b>1</b>	<b>0</b>	<b>5</b>	<b>1</b>	<b>1</b>	<b>3</b>	<b>1</b>	<b>3</b>	<b>2</b>	<b>7</b>	<b>133</b>
OTHER VEHICLE	54	0	2	2	0	0	2	1	2	0	4	3	0	<b>70</b>
<b>TOTAL TRANSPORT</b>	<b>618</b>	<b>10</b>	<b>17</b>	<b>9</b>	<b>5</b>	<b>32</b>	<b>9</b>	<b>17</b>	<b>19</b>	<b>20</b>	<b>21</b>	<b>14</b>	<b>20</b>	<b>811</b>
<b>GRAND TOTAL (TRANS+NON-TRANSP)</b>	<b>18426</b>	<b>406</b>	<b>433</b>	<b>365</b>	<b>321</b>	<b>280</b>	<b>252</b>	<b>349</b>	<b>461</b>	<b>582</b>	<b>447</b>	<b>344</b>	<b>325</b>	<b>22991</b>



## 60. Tharikere (KA-66)

TYPE OF VEHICLES	TOTAL AS ON 31-03-2018	VEHICLES NEWLY REGISTERED IN THE YEAR 2018-19												TOTAL AS ON 31-03-2019
		Apr-18	May-18	Jun-18	Jul-18	Aug-18	Sep-18	Oct-18	Nov-18	Dec-18	Jan-19	Feb-19	Mar-19	
<b>NON TRANSPORT VEHICLE</b>														
TWO WHEELERS	9829	535	608	381	387	250	580	613	637	728	575	563	520	<b>16206</b>
CAR	970	45	48	35	50	26	85	67	76	67	90	50	50	<b>1659</b>
JEEP	1	0	0	0	0	0	0	0	0	0	0	0	0	<b>1</b>
OMNI BUS	7	0	0	0	0	0	0	0	0	0	0	0	0	<b>7</b>
TRACTOR	701	37	35	40	74	37	50	44	48	98	90	60	60	<b>1374</b>
TRAILOR	420	21	28	2	1	5	6	1	13	15	54	30	30	<b>626</b>
CONSTRN EQUIPMENT VEHICLE	20	0	0	0	1	0	0	2	0	0	2	2	2	<b>29</b>
OTHER VEHICLE	38	1	1	0	0	0	0	0	0	0	0	0	0	<b>40</b>
<b>TOTAL NON-TRANSPORT</b>	<b>11986</b>	<b>639</b>	<b>720</b>	<b>458</b>	<b>513</b>	<b>318</b>	<b>721</b>	<b>727</b>	<b>774</b>	<b>908</b>	<b>811</b>	<b>705</b>	<b>662</b>	<b>19942</b>
<b>TRANSPORT VEHICLES</b>														
MULTIAXLED/ARTICULATED	0	0	0	0	0	0	0	0	0	0	0	0	0	<b>0</b>
TRUCKS&LORRIES	41	2	1	0	0	0	0	0	19	0	0	0	0	<b>63</b>
<b>TOTAL</b>	<b>41</b>	<b>2</b>	<b>1</b>	<b>0</b>	<b>0</b>	<b>0</b>	<b>0</b>	<b>0</b>	<b>19</b>	<b>0</b>	<b>0</b>	<b>0</b>	<b>0</b>	<b>63</b>
<b>LMV GOODS</b>														
4 WHEELERS	306	15	18	18	22	10	34	31	0	15	15	20	20	<b>524</b>
3 WHEELERS	23	0	0	3	8	2	11	5	0	15	6	5	5	<b>83</b>
<b>TOTAL</b>	<b>329</b>	<b>15</b>	<b>18</b>	<b>21</b>	<b>30</b>	<b>12</b>	<b>45</b>	<b>36</b>	<b>0</b>	<b>30</b>	<b>21</b>	<b>25</b>	<b>25</b>	<b>607</b>
<b>BUSES</b>														
STAGE CARRIAGES	0	0	0	0	0	0	0	0	0	0	0	0	0	<b>0</b>
CONTRACT CARRIAGES	1	0	0	0	0	0	0	0	0	0	0	0	0	<b>1</b>
PRIVATE SERVICE VEHICLE	9	1	1	0	0	0	0	0	0	0	0	0	0	<b>11</b>
EDUNL INSTITUTION BUS	43	1	2	7	8	0	0	1	0	0	0	0	0	<b>62</b>
OTHER BUSES	68	14	16	0	0	0	0	0	0	0	0	0	0	<b>98</b>
<b>TOTAL</b>	<b>121</b>	<b>16</b>	<b>19</b>	<b>7</b>	<b>8</b>	<b>0</b>	<b>0</b>	<b>1</b>	<b>0</b>	<b>0</b>	<b>0</b>	<b>0</b>	<b>0</b>	<b>172</b>
<b>TAXIES</b>														
MOTOR CAB	150	13	15	1	5	3	6	2	5	5	2	0	0	<b>207</b>
MAXI CAB	36	4	6	8	2	0	2	0	1	2	2	0	0	<b>63</b>
OTHER TAXI	0	0	0	0	0	0	0	0	0	0	0	0	0	<b>0</b>
<b>TOTAL</b>	<b>186</b>	<b>17</b>	<b>21</b>	<b>9</b>	<b>7</b>	<b>3</b>	<b>8</b>	<b>2</b>	<b>6</b>	<b>7</b>	<b>4</b>	<b>0</b>	<b>0</b>	<b>270</b>
<b>LIGHT MOTOR VEHICLES</b>														
3 SEATER (A/R)	73	3	4	2	5	0	0	0	5	0	0	0	0	<b>92</b>
4 TO SIX SEATER	10	2	1	0	0	0	0	0	0	0	0	0	0	<b>13</b>
<b>TOTAL</b>	<b>83</b>	<b>5</b>	<b>5</b>	<b>2</b>	<b>5</b>	<b>0</b>	<b>0</b>	<b>0</b>	<b>5</b>	<b>0</b>	<b>0</b>	<b>0</b>	<b>0</b>	<b>105</b>
OTHER VEHICLE	32	1	1	0	4	1	0	8	2	7	11	9	9	<b>85</b>
<b>TOTAL TRANSPORT</b>	<b>792</b>	<b>56</b>	<b>65</b>	<b>39</b>	<b>54</b>	<b>16</b>	<b>53</b>	<b>48</b>	<b>32</b>	<b>64</b>	<b>36</b>	<b>34</b>	<b>34</b>	<b>1323</b>
<b>GRAND TOTAL (TRANS+NON-TRANSP)</b>	<b>12778</b>	<b>695</b>	<b>785</b>	<b>497</b>	<b>567</b>	<b>334</b>	<b>774</b>	<b>775</b>	<b>806</b>	<b>972</b>	<b>847</b>	<b>739</b>	<b>696</b>	<b>21265</b>

## 61. CHANDAPURA (KA-59)

TYPE OF VEHICLES	TOTAL AS ON 31-03-2018	VEHICLES NEWLY REGISTERED IN THE YEAR 2018-19												TOTAL AS ON 31-03-2019
		Apr-18	May-18	Jun-18	Jul-18	Aug-18	Sep-18	Oct-18	Nov-18	Dec-18	Jan-19	Feb-19	Mar-19	
<b>NON TRANSPORT VEHICLE</b>														
TWO WHEELERS	1556	352	405	400	411	495	350	520	620	387	627	509	570	7202
CAR	273	42	39	74	62	49	38	45	51	34	101	45	62	915
JEEP	0	0	0	0	0	0	0	0	0	0	0	0	0	0
OMNI BUS	0	0	0	0	0	0	0	0	0	0	0	0	0	0
TRACTOR	4	0	0	0	0	0	0	0	0	0	12	26	9	51
TRAILOR	4	0	0	0	0	0	0	0	0	0	12	12	9	37
CONSTRN EQUIPMENT VEHICLE	0	0	0	0	0	0	0	0	0	0	0	2	5	7
OTHER VEHICLE	17	0	0	0	0	1	24	6	3	1	1	0	0	53
<b>TOTAL NON-TRANSPORT</b>	<b>1853</b>	<b>394</b>	<b>444</b>	<b>474</b>	<b>473</b>	<b>545</b>	<b>412</b>	<b>571</b>	<b>674</b>	<b>422</b>	<b>753</b>	<b>594</b>	<b>655</b>	<b>8264</b>
<b>TRANSPORT VEHICLES</b>														
MULTIAXLED/ARTICULATED	10	20	8	18	15	25	3	25	17	5	43	38	45	272
TRUCKS&LORRIES	79	4	8	18	9	28	36	21	5	13	18	16	17	272
<b>TOTAL</b>	<b>89</b>	<b>24</b>	<b>16</b>	<b>36</b>	<b>24</b>	<b>53</b>	<b>39</b>	<b>46</b>	<b>22</b>	<b>18</b>	<b>61</b>	<b>54</b>	<b>62</b>	<b>544</b>
<b>LMV GOODS</b>														
4 WHEELERS	85	57	36	47	39	22	47	80	54	49	49	62	85	712
3 WHEELERS	0	0	0	0	0	1	2	2	0	0	6	0	4	15
<b>TOTAL</b>	<b>85</b>	<b>57</b>	<b>36</b>	<b>47</b>	<b>39</b>	<b>23</b>	<b>49</b>	<b>82</b>	<b>54</b>	<b>49</b>	<b>55</b>	<b>62</b>	<b>89</b>	<b>727</b>
<b>BUSES</b>														
STAGE CARRIAGES	0	0	0	0	0	0	0	0	0	0	0	0	0	0
CONTRACT CARRIAGES	0	0	0	1	0	0	0	0	0	0	2	0	1	4
PRIVATE SERVICE VEHICLE	0	0	2	0	2	1	2	0	0	2	0	0	0	9
EDUNL INSTITUTION BUS	3	0	11	0	0	1	0	0	2	1	1	3	11	33
OTHER BUSES	0	0	0	0	0	0	0	4	0	0	0	0	0	4
<b>TOTAL</b>	<b>3</b>	<b>0</b>	<b>13</b>	<b>1</b>	<b>2</b>	<b>2</b>	<b>2</b>	<b>4</b>	<b>2</b>	<b>3</b>	<b>3</b>	<b>3</b>	<b>12</b>	<b>50</b>
<b>TAXIES</b>														
MOTOR CAB	26	12	3	1	6	3	11	6	7	5	20	13	7	120
MAXI CAB	0	0	2	0	1	2	3	2	3	1	2	2	1	19
OTHER TAXI	0	0	0	0	0	0	0	0	0	0	0	0	0	0
<b>TOTAL</b>	<b>26</b>	<b>12</b>	<b>5</b>	<b>1</b>	<b>7</b>	<b>5</b>	<b>14</b>	<b>8</b>	<b>10</b>	<b>6</b>	<b>22</b>	<b>15</b>	<b>8</b>	<b>139</b>
<b>LIGHT MOTOR VEHICLES</b>														
3 SEATER (A/R)	0	0	0	0	0	0	1	1	2	3	1	0	3	11
4 TO SIX SEATER	0	0	0	0	0	0	0	0	0	0	0	0	1	1
<b>TOTAL</b>	<b>0</b>	<b>0</b>	<b>0</b>	<b>0</b>	<b>0</b>	<b>0</b>	<b>1</b>	<b>1</b>	<b>2</b>	<b>3</b>	<b>1</b>	<b>0</b>	<b>4</b>	<b>12</b>
OTHER VEHICLE	0	0	0	0	0	0	0	0	0	2	0	2	0	4
<b>TOTAL TRANSPORT</b>	<b>203</b>	<b>93</b>	<b>70</b>	<b>85</b>	<b>72</b>	<b>83</b>	<b>105</b>	<b>141</b>	<b>90</b>	<b>81</b>	<b>142</b>	<b>136</b>	<b>175</b>	<b>1476</b>
<b>GRAND TOTAL (TRANS+NON-TRANSP)</b>	<b>2057</b>	<b>487</b>	<b>514</b>	<b>559</b>	<b>545</b>	<b>628</b>	<b>517</b>	<b>712</b>	<b>764</b>	<b>503</b>	<b>895</b>	<b>730</b>	<b>830</b>	<b>9741</b>

## 62. DHARWAD EAST (KA-63)

TYPE OF VEHICLES	TOTAL AS ON 31-03-2018	VEHICLES NEWLY REGISTERED IN THE YEAR 2018-19											TOTAL AS ON 31-03-2019	
		Apr-18	May-18	Jun-18	Jul-18	Aug-18	Sep-18	Oct-18	Nov-18	Dec-18	Jan-19	Feb-19		Mar-19
<b>NON TRANSPORT VEHICLE</b>														
TWO WHEELERS	18561	1470	1494	1181	1649	1000	1368	1050	1515	2182	1290	1181	1183	35124
CAR	2441	190	160	94	163	99	150	92	198	147	216	126	120	4196
JEEP	0	0	0	1	0	0	0	0	0	0	0	0	0	1
OMNI BUS	1	0	0	0	0	0	0	0	0	0	0	0	0	1
TRACTOR	203	20	10	0	18	15	10	14	10	32	40	45	28	445
TRAILOR	135	16	15	0	8	10	5	4	5	14	14	7	15	248
CONSTRN EQUIPMENT VEHICLE	59	2	0	0	0	4	6	5	2	2	0	0	2	82
OTHER VEHICLE	8	3	3	0	0	0	2	0	2	0	0	2	1	21
<b>TOTAL NON-TRANSPORT</b>	<b>21408</b>	<b>1701</b>	<b>1682</b>	<b>1276</b>	<b>1838</b>	<b>1128</b>	<b>1541</b>	<b>1165</b>	<b>1732</b>	<b>2377</b>	<b>1560</b>	<b>1361</b>	<b>1349</b>	<b>40118</b>
<b>TRANSPORT VEHICLES</b>														
MULTIAXLED/ARTICULATED	122	0	0	0	0	0	1	21	15	10	7	78	15	269
TRUCKS&LORRIES	250	24	39	33	35	67	11	23	12	12	15	17	13	551
<b>TOTAL</b>	<b>372</b>	<b>24</b>	<b>39</b>	<b>33</b>	<b>35</b>	<b>67</b>	<b>12</b>	<b>44</b>	<b>27</b>	<b>22</b>	<b>22</b>	<b>95</b>	<b>28</b>	<b>820</b>
<b>LMV GOODS</b>														
4 WHEELERS	481	51	47	61	61	64	56	60	77	43	43	45	52	1141
3 WHEELERS	183	19	10	0	11	17	10	10	19	8	7	6	12	312
<b>TOTAL</b>	<b>664</b>	<b>70</b>	<b>57</b>	<b>61</b>	<b>72</b>	<b>81</b>	<b>66</b>	<b>70</b>	<b>96</b>	<b>51</b>	<b>50</b>	<b>51</b>	<b>64</b>	<b>1453</b>
<b>BUSES</b>														
STAGE CARRIAGES	87	0	0	0	0	128	0	0	0	0	0	0	0	215
CONTRACT CARRIAGES	0	0	0	0	0	0	0	0	0	0	0	0	0	0
PRIVATE SERVICE VEHICLE	0	0	0	0	0	0	0	1	0	0	0	0	0	1
EDUNL INSTITUTION BUS	18	2	3	0	2	3	0	0	0	0	0	0	0	28
OTHER BUSES	5	0	0	0	0	0	0	1	0	0	0	0	0	6
<b>TOTAL</b>	<b>110</b>	<b>2</b>	<b>3</b>	<b>0</b>	<b>2</b>	<b>131</b>	<b>0</b>	<b>2</b>	<b>0</b>	<b>0</b>	<b>0</b>	<b>0</b>	<b>0</b>	<b>250</b>
<b>TAXIES</b>														
MOTOR CAB	152	19	17	0	15	11	8	1	12	8	10	17	12	282
MAXI CAB	41	3	2	0	1	5	1	11	1	1	1	1	3	71
OTHER TAXI	0	1	0	0	0	0	0	0	0	0	0	0	0	1
<b>TOTAL</b>	<b>193</b>	<b>23</b>	<b>19</b>	<b>0</b>	<b>16</b>	<b>16</b>	<b>9</b>	<b>12</b>	<b>13</b>	<b>9</b>	<b>11</b>	<b>18</b>	<b>15</b>	<b>354</b>
<b>LIGHT MOTOR VEHICLES</b>														
3 SEATER (A/R)	1014	103	75	0	138	99	77	122	209	2	1	28	37	1905
4 TO SIX SEATER	0	0	0	0	0	0	0	0	0	0	0	0	0	0
<b>TOTAL</b>	<b>1014</b>	<b>103</b>	<b>75</b>	<b>0</b>	<b>138</b>	<b>99</b>	<b>77</b>	<b>122</b>	<b>209</b>	<b>2</b>	<b>1</b>	<b>28</b>	<b>37</b>	<b>1905</b>
OTHER VEHICLE	4	0	0	13	0	2	0	0	0	0	4	1	2	26
<b>TOTAL TRANSPORT</b>	<b>2357</b>	<b>222</b>	<b>193</b>	<b>107</b>	<b>263</b>	<b>396</b>	<b>164</b>	<b>250</b>	<b>345</b>	<b>84</b>	<b>88</b>	<b>193</b>	<b>146</b>	<b>4808</b>
<b>GRAND TOTAL (TRANS+NON-TRANSP)</b>	<b>23765</b>	<b>1923</b>	<b>1875</b>	<b>1383</b>	<b>2101</b>	<b>1524</b>	<b>1705</b>	<b>1415</b>	<b>2077</b>	<b>2461</b>	<b>1648</b>	<b>1554</b>	<b>1495</b>	<b>44926</b>

**63. CHINTAMANI (KA-67)**

TYPE OF VEHICLES	TOTAL AS ON 31-03-2018	VEHICLES NEWLY REGISTERED IN THE YEAR 2018-19												TOTAL AS ON 31-03-2019	
		Apr-18	May-18	Jun-18	Jul-18	Aug-18	Sep-18	Oct-18	Nov-18	Dec-18	Jan-19	Feb-19	Mar-19		
<b>NON TRANSPORT VEHICLE</b>															
TWO WHEELERS	0	0	0	0	137	279	458	458	449	372	326	298	360	3137	
CAR	0	0	0	0	8	8	38	32	34	21	5	23	21	190	
JEEP	0	0	0	0	0	0	0	0	0	0	0	0	0	0	
OMNI BUS	0	0	0	0	0	0	0	0	0	0	0	0	0	0	
TRACTOR	0	0	0	0	0	6	15	3	4	0	2	15	10	55	
TRAILOR	0	0	0	0	0	0	0	3	4	0	2	12	7	28	
CONSTRN EQUIPMENT VEHICLE	0	0	0	0	0	1	1	0	0	0	0	0	0	2	
OTHER VEHICLE	0	0	0	0	0	0	2	0	0	0	0	0	0	2	
<b>TOTAL NON-TRANSPORT</b>	<b>0</b>	<b>0</b>	<b>0</b>	<b>0</b>	<b>145</b>	<b>294</b>	<b>514</b>	<b>496</b>	<b>491</b>	<b>393</b>	<b>335</b>	<b>348</b>	<b>398</b>	<b>3414</b>	
<b>TRANSPORT VEHICLES</b>														<b>0</b>	
MULTIAXLED/ARTICULATED	0	0	0	0	1	0	0	4	4	0	0	2	0	11	
TRUCKS&LORRIES	0	0	0	0	0	1	1	0	2	7	0	14	0	25	
<b>TOTAL</b>	<b>0</b>	<b>0</b>	<b>0</b>	<b>0</b>	<b>1</b>	<b>1</b>	<b>1</b>	<b>4</b>	<b>6</b>	<b>7</b>	<b>0</b>	<b>18</b>	<b>0</b>	<b>38</b>	
<b>LMV GOODS</b>														<b>0</b>	
4 WHEELERS	0	0	0	0	17	22	8	11	17	14	6	12	5	112	
3 WHEELERS	0	0	0	0	0	1	2	1	4	4	2	7	8	29	
<b>TOTAL</b>	<b>0</b>	<b>0</b>	<b>0</b>	<b>0</b>	<b>17</b>	<b>23</b>	<b>10</b>	<b>12</b>	<b>21</b>	<b>18</b>	<b>8</b>	<b>19</b>	<b>13</b>	<b>141</b>	
<b>BUSES</b>														<b>0</b>	
STAGE CARRIAGES	0	0	0	0	0	0	0	1	0	0	0	0	0	1	
CONTRACT CARRIAGES	0	0	0	0	0	0	0	0	0	0	0	0	0	0	
PRIVATE SERVICE VEHICLE	0	0	0	0	0	0	2	0	0	0	0	0	0	2	
EDUNL INSTITUTION BUS	0	0	0	0	2	2	0	0	0	0	0	0	0	4	
OTHER BUSES	0	0	0	0	0	0	0	0	0	0	0	0	0	0	
<b>TOTAL</b>	<b>0</b>	<b>0</b>	<b>0</b>	<b>0</b>	<b>2</b>	<b>2</b>	<b>2</b>	<b>1</b>	<b>0</b>	<b>0</b>	<b>0</b>	<b>0</b>	<b>0</b>	<b>7</b>	
<b>TAXIES</b>														<b>0</b>	
MOTOR CAB	0	0	0	0	0	0	0	0	5	2	0	1	8	16	
MAXI CAB	0	0	0	0	0	1	0	0	0	0	0	2	0	3	
OTHER TAXI	0	0	0	0	0	0	1	0	0	0	0	2	0	3	
<b>TOTAL</b>	<b>0</b>	<b>0</b>	<b>0</b>	<b>0</b>	<b>0</b>	<b>1</b>	<b>1</b>	<b>0</b>	<b>5</b>	<b>2</b>	<b>8</b>	<b>5</b>	<b>8</b>	<b>30</b>	
<b>LIGHT MOTOR VEHICLES</b>														<b>0</b>	
3 SEATER (A/R)	0	0	0	0	0	0	2	0	7	2	3	3	1	18	
4 TO SIX SEATER	0	0	0	0	0	0	0	0	0	0	3	0	0	3	
<b>TOTAL</b>	<b>0</b>	<b>0</b>	<b>0</b>	<b>0</b>	<b>0</b>	<b>0</b>	<b>2</b>	<b>0</b>	<b>7</b>	<b>2</b>	<b>6</b>	<b>3</b>	<b>1</b>	<b>21</b>	
OTHER VEHICLE	0	0	0	0	0	0	0	0	0	0	0	0	0	0	
<b>TOTAL TRANSPORT</b>	<b>0</b>	<b>0</b>	<b>0</b>	<b>0</b>	<b>20</b>	<b>27</b>	<b>16</b>	<b>17</b>	<b>39</b>	<b>32</b>	<b>14</b>	<b>43</b>	<b>22</b>	<b>230</b>	
<b>GRAND TOTAL(TRANS+NON-TRANSP)</b>	<b>0</b>	<b>0</b>	<b>0</b>	<b>0</b>	<b>165</b>	<b>321</b>	<b>530</b>	<b>513</b>	<b>530</b>	<b>422</b>	<b>349</b>	<b>391</b>	<b>420</b>	<b>3641</b>	

## 64. RANIBENNURU (KA-68)

TYPE OF VEHICLES	TOTAL AS ON 31-03-2018	VEHICLES NEWLY REGISTERED IN THE YEAR 2018-19												TOTAL AS ON 31-03-2019
		Apr-18	May-18	Jun-18	Jul-18	Aug-18	Sep-18	Oct-18	Nov-18	Dec-18	Jan-19	Feb-19	Mar-19	
<b>NON TRANSPORT VEHICLE</b>														
TWO WHEELERS	503	275	38	872	758	629	814	767	791	1479	968	687	938	<b>9519</b>
CAR	60	92	2	67	62	42	63	37	78	65	73	43	48	<b>732</b>
JEEP	0	0	0	0	0	0	0	0	0	0	0	0	0	<b>0</b>
OMNI BUS	0	0	0	0	0	0	0	2	3	5	2	0	3	<b>15</b>
TRACTOR	36	5	3	37	41	58	42	34	28	117	96	74	86	<b>657</b>
TRAILOR	10	1	1	29	31	3	12	8	10	23	2	58	10	<b>198</b>
CONSTRN EQUIPMENT VEHICLE	2	3	0	0	0	3	4	1	3	5	4	2	3	<b>30</b>
OTHER VEHICLE	0	0	0	0	0	0	0	0	0	0	0	0	0	<b>0</b>
<b>TOTAL NON-TRANSPORT</b>	<b>611</b>	<b>376</b>	<b>44</b>	<b>1005</b>	<b>892</b>	<b>735</b>	<b>935</b>	<b>849</b>	<b>913</b>	<b>1694</b>	<b>1145</b>	<b>864</b>	<b>1088</b>	<b>11151</b>
<b>TRANSPORT VEHICLES</b>														<b>0</b>
MULTIAXLED/ARTICULATED	0	0	0	0	0	0	0	8	0	0	0	0	0	<b>8</b>
TRUCKS&LORRIES	35	55	0	29	25	4	0	10	13	1	3	3	2	<b>180</b>
<b>TOTAL</b>	<b>35</b>	<b>55</b>	<b>0</b>	<b>29</b>	<b>25</b>	<b>4</b>	<b>0</b>	<b>18</b>	<b>13</b>	<b>1</b>	<b>3</b>	<b>3</b>	<b>2</b>	<b>188</b>
<b>LMV GOODS</b>														
4 WHEELERS	0	0	0	0	0	0	44	18	32	41	41	8	38	<b>222</b>
3 WHEELERS	3	11	0	38	34	33	9	6	2	8	6	21	11	<b>182</b>
<b>TOTAL</b>	<b>3</b>	<b>11</b>	<b>0</b>	<b>38</b>	<b>34</b>	<b>33</b>	<b>53</b>	<b>24</b>	<b>34</b>	<b>49</b>	<b>47</b>	<b>29</b>	<b>49</b>	<b>404</b>
<b>BUSES</b>														
STAGE CARRIAGES	0	0	0	0	0	0	0	0	0	0	0	0	0	<b>0</b>
CONTRACT CARRIAGES	0	0	0	0	0	0	0	0	0	0	0	0	0	<b>0</b>
PRIVATE SERVICE VEHICLE	0	0	0	0	0	0	0	0	0	0	0	0	0	<b>0</b>
EDUNL INSTITUTION BUS	1	3	0	7	5	0	0	0	0	0	0	0	0	<b>16</b>
OTHER BUSES	22	0	0	0	0	0	0	0	0	0	0	0	0	<b>22</b>
<b>TOTAL</b>	<b>23</b>	<b>3</b>	<b>0</b>	<b>7</b>	<b>5</b>	<b>0</b>	<b>0</b>	<b>0</b>	<b>0</b>	<b>0</b>	<b>0</b>	<b>0</b>	<b>0</b>	<b>38</b>
<b>TAXIES</b>														
MOTOR CAB	9	16	0	21	13	11	18	8	22	5	8	8	10	<b>149</b>
MAXI CAB	0	5	1	6	6	0	0	1	3	2	17	4	2	<b>47</b>
OTHER TAXI	0	0	0	0	0	0	0	0	0	0	0	0	0	<b>0</b>
<b>TOTAL</b>	<b>9</b>	<b>21</b>	<b>1</b>	<b>27</b>	<b>19</b>	<b>11</b>	<b>18</b>	<b>9</b>	<b>25</b>	<b>7</b>	<b>25</b>	<b>12</b>	<b>12</b>	<b>196</b>
<b>LIGHT MOTOR VEHICLES</b>														
3 SEATER (A/R)	11	14	0	17	15	11	22	12	28	17	21	32	54	<b>254</b>
4 TO SIX SEATER	0	0	0	0	0	0	0	0	0	0	0	0	0	<b>0</b>
<b>TOTAL</b>	<b>11</b>	<b>14</b>	<b>0</b>	<b>17</b>	<b>15</b>	<b>11</b>	<b>22</b>	<b>12</b>	<b>28</b>	<b>17</b>	<b>21</b>	<b>32</b>	<b>54</b>	<b>254</b>
OTHER VEHICLE	0	0	0	0	0	0	0		0	0	0	0	0	<b>0</b>
<b>TOTAL TRANSPORT</b>	<b>81</b>	<b>104</b>	<b>1</b>	<b>118</b>	<b>98</b>	<b>59</b>	<b>93</b>	<b>63</b>	<b>100</b>	<b>74</b>	<b>96</b>	<b>76</b>	<b>117</b>	<b>1080</b>
<b>GRAND TOTAL (TRANS+NON-TRANSP)</b>	<b>692</b>	<b>480</b>	<b>45</b>	<b>1123</b>	<b>990</b>	<b>794</b>	<b>1028</b>	<b>912</b>	<b>1013</b>	<b>1768</b>	<b>1241</b>	<b>940</b>	<b>1205</b>	<b>12231</b>

## 65. RAMDURG (KA-69)

TYPE OF VEHICLES	TOTAL AS ON 31-03-2018	VEHICLES NEWLY REGISTERED IN THE YEAR 2018-19												TOTAL AS ON 31-03-2019
		Apr-18	May-18	Jun-18	Jul-18	Aug-18	Sep-18	Oct-18	Nov-18	Dec-18	Jan-19	Feb-19	Mar-19	
<b>NON TRANSPORT VEHICLE</b>														
TWO WHEELERS	0	0	0	0	63	178	286	155	327	640	323	218	206	2396
CAR	0	0	0	0	18	31	19	17	26	35	33	20	21	220
JEEP	0	0	0	0	0	0	0	0	0	0	0	0	0	0
OMNI BUS	0	0	0	0	0	0	0	0	0	0	0	0	0	0
TRACTOR	0	0	0	0	1	9	6	17	12	27	41	31	15	159
TRAILOR	0	0	0	0	0	2	7	11	4	10	10	6	8	58
CONSTRN EQUIPMENT VEHICLE	0	0	0	0	0	0	2	0	1	2	0	3	2	10
OTHER VEHICLE	0	0	0	0	0	0	0	0	0	0	0	0	0	0
<b>TOTAL NON-TRANSPORT</b>	<b>0</b>	<b>0</b>	<b>0</b>	<b>0</b>	<b>82</b>	<b>220</b>	<b>320</b>	<b>200</b>	<b>370</b>	<b>714</b>	<b>407</b>	<b>278</b>	<b>252</b>	<b>2843</b>
<b>TRANSPORT VEHICLES</b>														<b>0</b>
MULTIAXLED/ARTICULATED	0	0	0	0	0	0	2	0	0	0	0	0	0	2
TRUCKS&LORRIES	0	0	0	0	1	1	0	0	0	0	1	0	1	4
<b>TOTAL</b>	<b>0</b>	<b>0</b>	<b>0</b>	<b>0</b>	<b>1</b>	<b>1</b>	<b>2</b>	<b>0</b>	<b>0</b>	<b>0</b>	<b>1</b>	<b>0</b>	<b>1</b>	<b>6</b>
<b>LMV GOODS</b>														<b>0</b>
4 WHEELERS	0	0	0	0	0	7	11	14	17	12	10	13	3	87
3 WHEELERS	0	0	0	0	0	1	1	2	3	0	1	0	2	10
<b>TOTAL</b>	<b>0</b>	<b>0</b>	<b>0</b>	<b>0</b>	<b>0</b>	<b>8</b>	<b>12</b>	<b>16</b>	<b>20</b>	<b>12</b>	<b>11</b>	<b>13</b>	<b>5</b>	<b>97</b>
<b>BUSES</b>														<b>0</b>
STAGE CARRIAGES	0	0	0	0	0	0	0	0	0	0	0	0	0	0
CONTRACT CARRIAGES	0	0	0	0	0	0	0	0	0	0	0	0	0	0
PRIVATE SERVICE VEHICLE	0	0	0	0	0	0	0	0	0	0	0	0	0	0
EDUNL INSTITUTION BUS	0	0	0	0	0	1	1	0	0	1	0	1	1	5
OTHER BUSES	0	0	0	0	0	0	0	0	0	0	0	0	0	0
<b>TOTAL</b>	<b>0</b>	<b>0</b>	<b>0</b>	<b>0</b>	<b>0</b>	<b>1</b>	<b>1</b>	<b>0</b>	<b>0</b>	<b>1</b>	<b>0</b>	<b>1</b>	<b>1</b>	<b>5</b>
<b>TAXIES</b>														<b>0</b>
MOTOR CAB	0	0	0	0	0	2	3	0	1	1	0	2	3	12
MAXI CAB	0	0	0	0	0	0	0	0	0	1	0	0	1	2
OTHER TAXI	0	0	0	0	0	0	0	0	0	0	0	0	0	0
<b>TOTAL</b>	<b>0</b>	<b>0</b>	<b>0</b>	<b>0</b>	<b>0</b>	<b>2</b>	<b>3</b>	<b>0</b>	<b>1</b>	<b>2</b>	<b>0</b>	<b>2</b>	<b>4</b>	<b>14</b>
<b>LIGHT MOTOR VEHICLES</b>														<b>0</b>
3 SEATER (A/R)	0	0	0	0	0	0	0	0	0	1	0	3	3	7
4 TO SIX SEATER	0	0	0	0	0	0	0	0	0	0	0	1	0	1
<b>TOTAL</b>	<b>0</b>	<b>0</b>	<b>0</b>	<b>0</b>	<b>0</b>	<b>0</b>	<b>0</b>	<b>0</b>	<b>0</b>	<b>1</b>	<b>0</b>	<b>4</b>	<b>3</b>	<b>8</b>
OTHER VEHICLE	0	0	0	0	0	0	0	0	0	0	1	0	0	1
<b>TOTAL TRANSPORT</b>	<b>0</b>	<b>0</b>	<b>0</b>	<b>0</b>	<b>1</b>	<b>12</b>	<b>18</b>	<b>16</b>	<b>21</b>	<b>16</b>	<b>13</b>	<b>20</b>	<b>14</b>	<b>131</b>
<b>GRAND TOTAL(TRANS+NON-TRANSP)</b>	<b>0</b>	<b>0</b>	<b>0</b>	<b>0</b>	<b>83</b>	<b>232</b>	<b>338</b>	<b>216</b>	<b>391</b>	<b>730</b>	<b>420</b>	<b>298</b>	<b>266</b>	<b>2974</b>

## 66. BANTWALA (KA-70)

TYPE OF VEHICLES	TOTAL AS ON 31-03-2018	VEHICLES NEWLY REGISTERED IN THE YEAR 2018-19												TOTAL AS ON 31-03-2019
		Apr-18	May-18	Jun-18	Jul-18	Aug-18	Sep-18	Oct-18	Nov-18	Dec-18	Jan-19	Feb-19	Mar-19	
<b>NON TRANSPORT VEHICLE</b>														
TWO WHEELERS	0	180	185	175	172	714	499	620	712	55	795	247	584	<b>4938</b>
CAR	0	16	17	19	21	51	92	86	105	73	56	45	44	<b>625</b>
JEEP	0	0	0	0	0	0	0	0	0	0	0	0	0	<b>0</b>
OMNI BUS	0	0	0	0	0	0	0	1	0	0	0	0	0	<b>1</b>
TRACTOR	0	0	0	0	0	0	2	0	2	0	0	0	1	<b>5</b>
TRAILOR	0	0	0	0	0	0	0	0	0	0	0	0	0	<b>0</b>
CONSTRN EQUIPMENT VEHICLE	0	0	0	0	0	0	2	4	1	0	1	1	1	<b>10</b>
OTHER VEHICLE	0	0	0	0	0	0	0	0	96	502	0	0	0	<b>598</b>
<b>TOTAL NON-TRANSPORT</b>	<b>0</b>	<b>196</b>	<b>202</b>	<b>194</b>	<b>193</b>	<b>765</b>	<b>595</b>	<b>711</b>	<b>826</b>	<b>630</b>	<b>852</b>	<b>293</b>	<b>630</b>	<b>6177</b>
<b>TRANSPORT VEHICLES</b>														
MULTIAXLED/ARTICULATED	0	0	0	0	0	6	2	4	1	0	0	0	0	<b>13</b>
TRUCKS&LORRIES	0	9	8	7	6	7	8	7	18	1	9	3	6	<b>89</b>
<b>TOTAL</b>	<b>0</b>	<b>9</b>	<b>8</b>	<b>7</b>	<b>6</b>	<b>13</b>	<b>10</b>	<b>11</b>	<b>19</b>	<b>1</b>	<b>9</b>	<b>3</b>	<b>6</b>	<b>102</b>
<b>LMV GOODS</b>														<b>0</b>
4 WHEELERS	0	1	1	2	1	11	20	22	10	4	10	14	0	<b>96</b>
3 WHEELERS	0	0	0	0	0	0	7	4	11	0	1	0	0	<b>23</b>
<b>TOTAL</b>	<b>0</b>	<b>1</b>	<b>1</b>	<b>2</b>	<b>1</b>	<b>11</b>	<b>27</b>	<b>26</b>	<b>21</b>	<b>4</b>	<b>11</b>	<b>14</b>	<b>0</b>	<b>119</b>
<b>BUSES</b>														
STAGE CARRIAGES	0	0	0	0	0	0	2	0	2	0	0	1	0	<b>5</b>
CONTRACT CARRIAGES	0	0	0	0	0	0	0	0	0	0	0	0	0	<b>0</b>
PRIVATE SERVICE VEHICLE	0	0	0	0	0	4	0	1	0	0	0	0	0	<b>5</b>
EDUNL INSTITUTION BUS	0	0	0	0	0	0	0	0	0	0	0	0	0	<b>0</b>
OTHER BUSES	0	0	0	0	0	0	0	0	0	0	0	0	0	<b>0</b>
<b>TOTAL</b>	<b>0</b>	<b>0</b>	<b>0</b>	<b>0</b>	<b>0</b>	<b>4</b>	<b>2</b>	<b>1</b>	<b>2</b>	<b>0</b>	<b>0</b>	<b>1</b>	<b>0</b>	<b>10</b>
<b>TAXIES</b>														
MOTOR CAB	0	0	0	0	0	0	6	5	6	8	0	3	0	<b>28</b>
MAXI CAB	0	0	0	0	0	0	1	1	0	0	2	0	0	<b>4</b>
OTHER TAXI	0	0	0	0	0	0	0	0	0	0	0	0	0	<b>0</b>
<b>TOTAL</b>	<b>0</b>	<b>0</b>	<b>0</b>	<b>0</b>	<b>0</b>	<b>0</b>	<b>7</b>	<b>6</b>	<b>6</b>	<b>8</b>	<b>2</b>	<b>3</b>	<b>0</b>	<b>32</b>
<b>LIGHT MOTOR VEHICLES</b>														
3 SEATER (A/R)	0	14	12	11	12	0	75	87	88	8	70	45	39	<b>461</b>
4 TO SIX SEATER	0	0	0	0	0	0	0	0	0	0	0	0	0	<b>0</b>
<b>TOTAL</b>	<b>0</b>	<b>14</b>	<b>12</b>	<b>11</b>	<b>12</b>	<b>0</b>	<b>75</b>	<b>87</b>	<b>88</b>	<b>8</b>	<b>70</b>	<b>45</b>	<b>39</b>	<b>461</b>
OTHER VEHICLE	0	2	2	3	2	68	0	0	0	0	0	0	0	<b>77</b>
<b>TOTAL TRANSPORT</b>	<b>0</b>	<b>26</b>	<b>23</b>	<b>23</b>	<b>21</b>	<b>96</b>	<b>121</b>	<b>131</b>	<b>136</b>	<b>21</b>	<b>92</b>	<b>66</b>	<b>45</b>	<b>801</b>
<b>GRAND TOTAL (TRANS+NON-TRANSP)</b>	<b>0</b>	<b>222</b>	<b>225</b>	<b>217</b>	<b>214</b>	<b>861</b>	<b>716</b>	<b>842</b>	<b>962</b>	<b>630</b>	<b>944</b>	<b>359</b>	<b>675</b>	<b>6978</b>

**25. Regional Transport Office wise total vehicle registered as on 31.03.2019**

SL. NO.	NAME OF THE RTO / ARTO OFFICE	TOTAL AS ON 31-03-2018	NEWLY REGISTERED IN THE YEAR 2018-19	TOTAL AS ON 31-03-2019
1	B-CENTRAL	919748	80082	999830
2	B-WEST	1084043	70877	1154920
3	B-EAST	1190240	98343	1288583
4	B-NORTH	1091720	77381	1169101
5	B-SOUTH	1204720	104786	1309506
6	K.R.PURAM	492260	55814	548074
7	R.R.NAGAR	353448	34772	388220
8	E-CITY	623779	79397	703176
9	YELAHANKA	243865	26970	269087
10	DEVANAHALLI	196876	8967	205843
11	RTO A/R & STUs	3446	364	3810
12	CHANDAPURA	2057	7684	9741
13	TUMKUR	435699	38400	474099
14	TIPTUR	178550	14209	192759
15	MADHUGIRI	64898	11949	76847
16	KOLAR	163524	14088	177612
17	K.G.F	147424	9185	156609
18	C.B.PURA	204585	17188	221773
19	CHINTAMANI	0	3641	3641
20	RAMNAGAR	349154	19327	368481
21	NELAMANGALA	81871	13024	94895
22	MYSURU WEST	548499	56131	604630
23	MYSURU-EAST	313223	12334	325557
24	HUNASURU	180377	14886	195263
25	CHAMRAJNAGAR	156004	22035	178039
26	MADIKERE	163073	9939	173012
27	MANDYA	282353	27911	310264
28	NAGMANGAL	74540	6913	81453
29	HASSAN	314955	31688	346643
30	SAKALESHPUR	105450	4718	110168
31	SHIVAMOGGA	360966	31832	392798
32	SAGAR	192312	15348	207660
33	CHITRADURGA	305484	29415	334899
34	DAVANGERE	540451	41172	581623



SL. NO.	NAME OF THE RTO / ARTO OFFICE	TOTAL AS ON 31-03-2018	NEWLY REGISTERED IN THE YEAR 2018-19	TOTAL AS ON 31-03-2019
35	TARIKERE	12778	8487	21265
36	CHIKMAGALUR	305748	13020	318768
37	MANGALURU	548483	43022	591505
38	PUTTUR	251180	13309	264489
39	BANTWALA	0	6978	6978
40	UDUPI	389391	29469	418860
41	BELAGAVI	404137	32652	436789
42	RAMADURG	0	2974	2974
43	CHIKKODI	354448	30058	384506
44	BAILHONGAL	226856	9985	236841
45	GOKAK	176197	11946	188143
46	GADAG	186487	16680	203167
47	DHARWAD WEST	561587	23358	584945
48	DHARWAD EAST	23765	21161	44926
49	RANIBENNUR	692	11539	12231
50	HAVERI	324270	19677	343947
51	BIJAPUR	405432	43306	448738
52	BAGALKOTE	210724	17937	228661
53	JAMKHANDI	176727	15869	192596
54	KARWAR	129812	6764	136576
55	HONNAVAR	139503	10598	150101
56	DHANDELI	18426	4565	22991
57	SIRSI	124911	11940	136851
58	KALABURGI	416749	33035	449784
59	YADGIR	143970	16959	160929
60	RAICHUR	342345	35343	377688
61	BELLARY	255588	18427	274015
62	HOSPET	262556	24301	286857
63	KOPPAL	236634	22481	259115
64	BIDAR	99721	10235	109956
65	BHALKI	64520	4784	69304
66	BASAVAKALYAN	45404	4711	50115
	TOTAL	19384846	1688381	21073227

**26. The details of Districtwise total vehicle registered as on 31.03.2018**  
**26.1 BENGALURU URBAN AND RURAL DIVISION (District Wise)**

SL.No	CATEGORY OF VEHICLES	B'LORE(U)	B'LORE (R)	TUMKUR	KOLAR	C.B. PURA	RAM NAGAR	TOTAL
1	Two wheelers	5134055	57822	542901	235378	154190	252980	6377326
2	Cars	1432375	6676	34569	17517	9030	29594	1529761
3	Jeep	7784	11	39	378	142	503	8857
4	Omni buses	49709	372	1010	1669	1959	1417	56136
5	Tractors	15662	1073	28173	17435	12071	11767	86181
6	Trailers	11677	950	24337	9265	7147	3612	56988
7	Construction Equipment vehicle	2343	60	485	477	237	230	3832
8	Other vehicles	30617	950	2542	1295	1453	2936	39793
	Total Non-Transport	6682369	67914	634056	283414	186229	303039	8157021
9	TRANSPORT VEHICLE							
a	Multi Axled /Articulated Vehicles	47566	512	771	873	880	1505	52107
b	Trucks & lorries	65151	2442	3679	4324	2690	4650	82936
	Total	112717	2934	4448	5197	3570	6155	135021
10	LIGHT GOODS VEHICLES							
a	Four Wheelers	87852	3250	7400	5710	3810	6827	114849
b	Three wheelers	46303	2141	6476	3133	706	5284	64043
	Total	134155	5391	13892	8843	4516	12111	178908
11	BUSES							
a	Stage Carriages	16121	304	888	256	780	1467	19816
b	Contract Carriages	2236	25	81	22	47	112	2523
c	Private Service Vehicle	11350	376	122	43	19	420	12330
d	Educational Institution Buses	10953	344	662	848	420	1850	15077
e	Other Buses	5927	36	144	80	348	844	7379
	Total	44984	1085	1891	1249	1614	4693	55516
12	TAXIES							
a	Motor Cabs	105062	1156	2212	3519	1960	8681	122590
b	Maxi Cabs	37762	568	994	1010	845	3243	44422
c	Other taxi	14426	162	2356	13	9	650	17616
	Total	157250	1900	5562	4542	2814	12574	184642
13	L MV(psngr)							
a	Three Seaters(A/R)	185344	1928	15652	7157	4074	7979	222134
b	Four to Six Seaters	33589	214	586	281	445	312	35427
	Total	218933	2142	16238	7438	4519	8291	257561
14	Other vehicles not covered above	52339	480	3060	265	1323	2291	59758
	Total Transport	721981	13957	45091	27534	18356	46115	873034
	Total Trans+Non-Transport	7406202	81871	679147	310948	204585	349154	9031908

**The details of district wise total vehicle registered as on 31.03.2018**

**26.2 MYSURU DIVISION (District wise)**

SL.No	CATEGORY OF VEHICLES	MYSORE	MANDYA	MADIKERI	CHAMRAJNGR	HASSAN	TOTAL
1	Two wheelers	832025	127821	83511	280704	304888	1628949
2	Cars	97031	6184	31639	16113	31679	182646
3	Jeep	1461	295	4961	310	1021	8048
4	Omni buses	3418	194	6708	354	1250	11924
5	Tractors	21537	4146	6941	12338	24129	69091
6	Trailers	10064	2455	4388	9499	15753	42159
7	Construction Equipment vehicle	26	0	7	105	578	716
8	Other vehicles	7347	661	2259	2455	5217	17939
	Total Non-Transport	972909	141756	140414	321878	384515	1961472
9	TRANSPORT VEHICLE						
a	Multi Axled /Articulated Vehicles	887	458	347	293	1042	3027
b	Trucks & lorries	11632	632	3223	5866	4433	25786
	Total	12519	1090	3570	6159	5475	28813
10	LIGHT GOODS VEHICLES						
a	Four Wheelers	14754	4038	4083	5292	8329	36496
b	Three wheelers	6104	3273	2138	6495	4602	22612
	Total	20858	7311	6221	11787	12931	59108
11	BUSES						
a	Stage Carriages	2778	204	226	623	1519	5350
b	Contract Carriages	36	20	21	23	30	130
c	Private Service Vehicle	274	42	47	62	60	485
d	Educational Institution Buses	912	42	348	198	310	1810
e	Other Buses	72	173	25	19	90	379
	Total	4072	481	669	925	2009	8156
12	TAXIES						
a	Motor Cabs	6413	813	2335	3293	4230	17084
b	Maxi Cabs	2568	526	1290	2134	2249	8767
c	Other taxi	15	16	0	61	759	851
	Total	8996	1355	3625	5488	7238	26702
13	L MV(psngr)						
a	Three Seaters(A/R)	15142	2530	7367	6544	6725	38308
b	Four to Six Seaters	357	585	448	437	348	2175
	Total	15499	3115	7815	6981	7073	40483
14	Other vehicles not covered above	7246	896	759	3675	1164	13740
	Total Transport	69190	14248	22659	35015	35890	177002
	Total Trans+Non-Transport	1042099	156004	163073	356893	420405	2138474

**The details of district wise total vehicle registered as on 31.03.2018**  
**26.3 SHIVAMOGGA DIVISION (District wise)**

SL.No	CATEGORY OF VEHICLES	SHIMOGA	CHITRADURGA	DAVANAGERE	C-M'LORE	MLORE	UDUPI	TOTAL
1	Two wheelers	434335	213572	404446	215635	519885	278830	2066703
2	Cars	39629	9628	34790	31812	135796	54870	306525
3	Jeep	1704	842	993	1980	7379	1132	14030
4	Omni buses	1208	502	726	3769	5262	1823	13290
5	Tractors	18827	19584	34057	16833	7411	4363	101075
6	Trailers	12382	12190	22519	11487	7693	166	66437
7	Construction Equipment vehicle	1887	234	274	797	1149	5	4346
8	Other vehicles	7876	4205	1655	2831	4510	1010	22087
	Total Non-Transport	517848	263882	499460	285144	689085	342199	2597618
9	TRANSPORT VEHICLE							
a	Multi Axled /Articulated Vehicles	1373	1773	1033	89	3193	854	8315
b	Trucks & lorries	8350	9229	5406	4140	22305	5938	55368
	Total	9707	11002	6439	4229	25498	6792	63667
10	LIGHT GOODS VEHICLES							
a	Four Wheelers	5785	6371	5958	8084	10123	9649	45970
b	Three wheelers	1858	5057	4265	3601	6665	2237	23683
	Total	7604	11428	10223	11685	16788	11886	69614
11	BUSES							
a	Stage Carriages	528	133	727	653	2713	1089	5843
b	Contract Carriages	103	28	26	18	157	78	410
c	Private Service Vehicle	282	340	339	262	2058	578	3859
d	Educational Institution Buses	121	12	250	90	573	815	1861
e	Other Buses	129	10	1646	309	1086	77	3257
	Total	1163	523	2988	1332	6587	2637	15230
12	TAXIES							
a	Motor Cabs	2997	4029	3422	2258	12690	4690	30086
b	Maxi Cabs	1438	2737	2501	1250	8030	2029	17985
c	Other taxi	25	12	319	561	46	11	974
	Total	4460	6778	6242	4069	20766	6730	49045
13	L MV(psng)							
a	Three Seaters(A/R)	7544	5944	12077	8604	28620	13926	76715
b	Four to Six Seaters	956	294	256	298	1722	465	3991
	Total	8500	6238	12333	8902	30342	14391	80706
14	Other vehicles not covered above	3996	5633	2766	3165	10597	4756	30913
	Total Transport	35430	41602	40991	33382	110578	47192	309175
	Total Trans+Non-Transport	553278	305484	540451	318526	799663	389391	2906793

**The details of districtwise total vehicle registered as on 31.03.2018**  
**26.4 BELAGAVI DIVISION (Districtwise)**

SL.No	CATEGORY OF VEHICLES	BELGAUM	GADAG	DHARWAD	HAVERI	BIJAPUR	BAGALKOTE	KARWAR	TOTAL
1	Two wheelers	906585	131731	389149	250004	301455	286939	342956	2608819
2	Cars	61609	8371	57612	12361	17959	15090	25640	198642
3	Jeep	2240	413	1266	500	1712	806	645	7582
4	Omni buses	15010	838	5454	1740	3200	5735	3572	35549
5	Tractors	48542	15159	28344	16441	27574	25382	5067	166509
6	Trailers	50371	10160	13325	10962	16736	23026	2100	126680
7	Construction Equipment vehicle	350	26	245	74	180	713	169	1757
8	Other vehicles	4389	1090	2519	2751	5759	888	1043	18439
	Total Non-Transport	1089096	167788	497914	294833	374575	358579	381192	3163977
9	TRANSPORT VEHICLE								
a	Multi Axled /Articulated Vehicles	2924	489	1886	774	2375	538	1346	10332
b	Trucks & lorries	24437	2186	3121	3934	3608	2733	6089	46108
	Total	27361	2675	5007	4708	5983	3271	7435	56440
10	LIGHT GOODS VEHICLES								
a	Four Wheelers	13629	3533	19444	4263	6176	5551	5181	57777
b	Three wheelers	2076	1943	6438	4221	4149	3205	2710	24742
	Total	15705	5476	25882	8484	10325	8756	7891	82519
11	BUSES								
a	Stage Carriages	2609	745	2604	893	886	790	1308	9835
b	Contract Carriages	111	24	119	16	30	44	18	362
c	Private Service Vehicle	188	25	327	26	44	29	109	748
d	Educational Institution Buses	612	115	70	190	381	436	269	2073
e	Other Buses	43	21	223	152	330	31	25	825
	Total	3563	930	3343	1277	1671	1330	1729	13843
12	TAXIES								
a	Motor Cabs	4404	2141	3635	3508	3264	2531	3544	23027
b	Maxi Cabs	2143	1438	2343	2042	1927	2026	1480	13399
c	Other taxi	26	10	0	0	34	0	7	77
	Total	6573	3589	5978	5550	5225	4557	5031	36503
13	L MV(psng)								
a	Three Seaters(A/R)	14424	4399	14549	6073	4238	7704	6122	57509
b	Four to Six Seaters	420	125	355	1571	310	258	315	3354
	Total	14844	4524	14904	7644	4548	7962	6437	60863
14	Other vehicles not covered above	4496	1505	8559	2442	3105	2996	2937	26040
	Total Transport	72542	18699	63673	30105	30857	28872	31460	276208
	Total Trans+Non-Transport	1161638	186487	561587	324938	405432	387451	412652	3440185

**The details of districtwise total vehicle registered as on 31.03.2018**  
**26.5 KALBURGI DIVISION (District wise)**

SL.No	CATEGORY OF VEHICLES	KALBURGI	YADGIR	RAICHUR	BELLARY	KOPPAL	BIDAR	TOTAL
1	Two wheelers	319931	102665	262451	395776	177101	165623	1423547
2	Cars	17770	5050	15437	26687	10019	8302	83265
3	Jeep	3476	1310	659	2178	524	507	8654
4	Omni buses	6166	1246	1359	5562	1537	1376	17246
5	Tractors	17061	11091	26888	25038	17377	5575	103030
6	Trailers	11135	5593	10469	14390	9134	5110	55831
7	Construction Equipment vehicle	393	145	27	440	463	51	1519
8	Other vehicles	716	858	830	1955	2165	247	6771
	Total Non-Transport	376648	127958	318120	472026	218320	186791	1699863
9	TRANSPORT VEHICLE							
a	Multi Axled /Articulated Vehicles	935	155	815	3667	488	1399	7459
b	Trucks & lorries	7085	2202	2411	10897	2226	4511	29332
	Total	8020	2357	3226	14564	2714	5910	36791
10	LIGHT GOODS VEHICLES							
a	Four Wheelers	4750	2424	3973	9143	4189	4057	28536
b	Three wheelers	5795	652	3149	2635	2678	2271	17180
	Total	10545	3076	7122	11778	6867	6328	45716
11	BUSES							
a	Stage Carriages	1335	357	522	578	527	471	3790
b	Contract Carriages	69	1	4	38	0	112	224
c	Private Service Vehicle	39	22	134	373	75	92	735
d	Educational Institution Buses	753	131	92	653	209	196	2034
e	Other Buses	17	11	164	44	31	43	310
	Total	2213	522	916	1686	840	910	7087
12	TAXIES							
a	Motor Cabs	2664	1449	2334	3395	1809	1413	13064
b	Maxi Cabs	1584	707	1531	2162	803	1452	8239
c	Other taxi	56	10	0	139	17	54	276
	Total	4304	2166	3865	5696	2629	2919	21579
13	L MV(psng)							
a	Three Seaters(A/R)	10127	6294	5262	7125	2931	4948	36687
b	Four to Six Seaters	260	297	317	253	180	130	1437
	Total	10387	6591	5579	7378	3111	5078	38124
14	Other vehicles not covered above	4632	1300	3517	5016	2153	1709	18327
	Total Transport	40101	16012	24225	46118	18314	22854	167624
	Total Trans+Non-Transport	416749	143970	342345	518144	236634	209645	1867487

**26.6. Division wise vehicle registered and kept for use in Karnataka State as on 31.03.2018**

SL.No	CATEGORY OF VEHICLES	BENGALURU DIVISION	BENGALURU RURAL DVN.	MYSORE DIVISION	SHIMOGA DIVISION	BELGAUM DIVISION	KALBURGI DIVISION	TOTAL IN KARNATAKA
1	Two wheelers	5134055	1243271	1628949	2066703	2608819	1423547	14105344
2	Cars	1432375	97386	182646	306525	198642	83265	2300839
3	Jeep	7784	1073	8048	14030	7582	8654	47171
4	Omni buses	49709	6427	11924	13290	35549	17246	134145
5	Tractors	15662	70519	69091	101075	166509	103030	525886
6	Trailers	11677	45311	42159	66437	126680	55831	348095
7	Construction Equipment vehicle	2343	1489	716	4346	1757	1519	12170
8	Other vehicles	30617	9176	17939	22087	18439	6771	105029
	Total Non-Transport	<b>6684222</b>	<b>1474652</b>	<b>1961472</b>	<b>2594493</b>	<b>3163977</b>	<b>1699863</b>	<b>17578679</b>
9	TRANSPORT VEHICLE							
a	Multi Axled /Articulated Vehicles	47566	4541	3027	8315	10332	7459	81240
b	Trucks & lorries	65151	17785	25786	55368	46108	29332	239530
	Total	<b>112717</b>	<b>22326</b>	<b>28813</b>	<b>63683</b>	<b>56440</b>	<b>36791</b>	<b>320770</b>
10	LIGHT GOODS VEHICLES							
a	Four Wheelers	87852	26997	36496	45970	57777	28536	283628
b	Three wheelers	46303	17740	22612	23683	24742	17180	152260
	Total	<b>134155</b>	<b>44737</b>	<b>59108</b>	<b>69653</b>	<b>82519</b>	<b>45716</b>	<b>435888</b>
11	BUSES							
a	Stage Carriages	16121	3695	5350	5843	9835	3790	44634
b	Contract Carriages	2236	287	130	410	362	224	3649
c	Private Service Vehicle	11350	980	485	3859	748	735	18157
d	Educational Institution Buses	10953	4124	1810	1861	2073	2034	22855
e	Other Buses	5927	1452	379	3257	825	310	12150
	Total	<b>46587</b>	<b>10538</b>	<b>8154</b>	<b>15230</b>	<b>13843</b>	<b>7093</b>	<b>101445</b>
12	TAXIES							
a	Motor Cabs	105062	17528	17084	30086	23027	13064	205851
b	Maxi Cabs	37762	6660	8767	17985	13399	8239	92812
c	Other taxi	14426	3190	851	974	77	276	19794
	Total	<b>157250</b>	<b>27378</b>	<b>26702</b>	<b>49045</b>	<b>36503</b>	<b>21579</b>	<b>318457</b>
13	L MV(psngr)							
a	Three Seaters(A/R)	185344	36790	38308	76715	57509	36687	431353
b	Four to Six Seaters	33589	1838	2175	3991	3354	1437	46384
	Total	<b>218933</b>	<b>38628</b>	<b>40483</b>	<b>80706</b>	<b>60863</b>	<b>38124</b>	<b>477737</b>
14	Other vehicles not covered above	52339	7419	13740	30913	26040	18327	148778
	Total Transport	<b>721981</b>	<b>151026</b>	<b>177000</b>	<b>309230</b>	<b>276208</b>	<b>167630</b>	<b>1803075</b>
	Total Trans+Non-Transport	<b>7406202</b>	<b>1625705</b>	<b>2138474</b>	<b>2906793</b>	<b>3440185</b>	<b>1867487</b>	<b>19384846</b>

## 27. The details of district wise newly registered vehicles in the year 2018-19

## 27.1 BENGALURU URBAN AND RURAL DIVISION (District wise)

SL.No	CATEGORY OF VEHICLES	B'LORE(U)	B'LORE (R)	TUMKUR	KOLAR	C.B. PURA	RAMNAGAR	TOTAL
1	Two wheelers	453974	6327	49943	19039	15906	15970	561159
2	Cars	108643	1147	4649	1327	1086	1384	118236
3	Jeep	101	3	0	0	0	0	104
4	Omni buses	528	15	8	279	180	0	1010
5	Tractors	1180	55	2580	648	660	267	5390
6	Trailors	780	33	2060	429	318	160	3780
7	Construction Equipment vehicle	303	4	45	11	19	21	403
8	Other vehicles	938	86	32	121	35	52	1264
	<b>Total Non-Transport</b>	<b>566447</b>	<b>7673</b>	<b>59317</b>	<b>20689</b>	<b>18204</b>	<b>17839</b>	<b>690169</b>
9	TRANSPORT VEHICLE							
a	Multi Axled /Articulated Vehicles	4385	402	271	80	146	81	5365
b	Trucks & lorries	4516	957	575	136	190	85	6459
	<b>Total</b>	<b>8901</b>	<b>1359</b>	<b>846</b>	<b>216</b>	<b>338</b>	<b>166</b>	<b>11826</b>
10	LIGHT GOODS VEHICLES					0		0
a	Four Wheelers	11137	1683	829	647	459	454	15209
b	Three wheelers	3571	851	274	84	196	192	5168
	<b>Total</b>	<b>14708</b>	<b>2534</b>	<b>1105</b>	<b>731</b>	<b>655</b>	<b>646</b>	<b>20379</b>
11	BUSES							
a	Stage Carriages	415	12	3	3	1	9	443
b	Contract Carriages	249	20	0	0	0	0	269
c	Private Service Vehicle	586	142	0	4	2	3	737
d	Educational Institution Buses	1399	128	147	49	63	36	1822
e	Other Buses	72	2	4	0	29	0	107
	<b>Total</b>	<b>2721</b>	<b>304</b>	<b>152</b>	<b>56</b>	<b>95</b>	<b>48</b>	<b>3376</b>
12	TAXIES					0		0
a	Motor Cabs	12878	381	386	200	328	289	14462
b	Maxi Cabs	2422	248	116	6	65	14	2871
c	Other taxi	974	0	121	0	3	0	1098
	<b>Total</b>	<b>16274</b>	<b>629</b>	<b>601</b>	<b>206</b>	<b>404</b>	<b>303</b>	<b>18417</b>
13	L MV(psngr)							
a	Three Seaters(A/R)	16689	461	1547	308	173	320	19498
b	Four to Six Seaters	5114	0	17	14	89	0	5234
	<b>Total</b>	<b>21803</b>	<b>461</b>	<b>1564</b>	<b>322</b>	<b>262</b>	<b>320</b>	<b>24732</b>
14	Other vehicles not covered above	14633	85	51	9	112	5	14895
	<b>Total Transport</b>	<b>78990</b>	<b>5356</b>	<b>4525</b>	<b>1540</b>	<b>2538</b>	<b>1488</b>	<b>94437</b>
	<b>Total Trans+Non-Transport</b>	<b>645437</b>	<b>13024</b>	<b>64558</b>	<b>23273</b>	<b>20829</b>	<b>19327</b>	<b>786448</b>



**The details of districtwise newly registered vehicles in the year 2018-19**

**27.2 MYSURU DIVISION (Districtwise)**

SL.No	CATEGORY OF VEHICLES	MYSORE	MANDYA	MADIKERI	CHAMRAJNGR	HASSAN	TOTAL
1	Two wheelers	<b>67258</b>	29101	5977	18952	27977	149265
2	Cars	<b>8034</b>	1771	2327	1094	3068	16294
3	Jeep	<b>0</b>	0	18	0	0	18
4	Omni buses	<b>2</b>	0	249	0	38	289
5	Tractors	<b>1564</b>	1047	100	520	1894	5125
6	Trailors	<b>240</b>	238	26	78	490	1072
7	Construction Equipment vehicle	<b>38</b>	2	0	0	64	104
8	Other vehicles	<b>115</b>	34	20	23	133	325
	Total Non-Transport	<b>77251</b>	<b>32193</b>	<b>8717</b>	<b>20617</b>	<b>33664</b>	<b>172442</b>
9	TRANSPORT VEHICLE						
a	Multi Axled /Articulated Vehicles	<b>168</b>	0	0	107	94	369
b	Trucks & lorries	<b>278</b>	604	136	37	213	1268
	Total	<b>446</b>	<b>604</b>	<b>136</b>	<b>144</b>	<b>307</b>	<b>1637</b>
10	LIGHT GOODS VEHICLES						
a	Four Wheelers	<b>1942</b>	891	205	609	1239	4886
b	Three wheelers	<b>681</b>	254	65	170	175	1345
	Total	<b>2623</b>	<b>1145</b>	<b>270</b>	<b>779</b>	<b>1414</b>	<b>6231</b>
11	BUSES						
a	Stage Carriages	<b>16</b>	31	0	0	28	75
b	Contract Carriages	<b>3</b>	2	0	0	3	8
c	Private Service Vehicle	<b>14</b>	1	6	1	0	22
d	Educational Institution Buses	<b>103</b>	36	26	11	75	251
e	Other Buses	<b>9</b>	4	0	21	0	34
	Total	<b>145</b>	<b>74</b>	<b>32</b>	<b>33</b>	<b>106</b>	<b>390</b>
12	TAXIES						
a	Motor Cabs	<b>680</b>	263	84	77	396	1500
b	Maxi Cabs	<b>86</b>	92	107	30	87	402
c	Other taxi	<b>0</b>	19	0	0	0	19
	Total	<b>766</b>	<b>374</b>	<b>191</b>	<b>107</b>	<b>483</b>	<b>1921</b>
13	L MV(psngr)						
a	Three Seaters(A/R)	<b>2061</b>	301	579	229	371	3541
b	Four to Six Seaters	<b>0</b>	0	0	116	7	123
	Total	<b>2061</b>	<b>301</b>	<b>579</b>	<b>345</b>	<b>378</b>	<b>3664</b>
14	Other vehicles not covered above	<b>59</b>	133	14	10	54	270
	Total Transport	<b>6100</b>	<b>2631</b>	<b>1222</b>	<b>1418</b>	<b>2742</b>	<b>14113</b>
	Total Trans+Non-Transport	<b>83351</b>	<b>34824</b>	<b>9939</b>	<b>22035</b>	<b>36406</b>	<b>186555</b>

**The details of districtwise newly registered vehicles in the year 2018-19**  
**27.3 SHIVAMOGGA DIVISION (District wise)**

SL.No	CATEGORY OF VEHICLES	SHIMOGGA	CHITRADURGA	DAVANAGERE	C-MLORE	MLORE	UDUPI	TOTAL
1	Two wheelers	38462	22251	31504	15485	45843	20727	174272
2	Cars	4371	0	3599	2339	11802	5790	27901
3	Jeep	53	0	0	219	9	0	281
4	Omni buses	11	0	0	11	31	0	53
5	Tractors	1192	1490	2076	1043	36	33	5870
6	Trailors	472	390	319	312	6	1	1500
7	Construction Equipment vehicle	80	9	0	14	41	31	175
8	Other vehicles	121	16	0	2	688	17	844
	Total Non-Transport	<b>44762</b>	<b>25824</b>	<b>37498</b>	<b>19425</b>	<b>58456</b>	<b>26599</b>	<b>212564</b>
9	TRANSPORT VEHICLE							
a	Multi Axled /Articulated Vehicles	13	316	202	4	256	22	813
b	Trucks & lorries	255	285	256	88	404	198	1486
	Total	<b>267</b>	<b>601</b>	<b>458</b>	<b>92</b>	<b>660</b>	<b>220</b>	<b>2298</b>
10	LIGHT GOODS VEHICLES							
a	Four Wheelers	928	1007	805	815	1065	981	5601
b	Three wheelers	192	292	393	200	401	4	1482
	Total	<b>1120</b>	<b>1299</b>	<b>1198</b>	<b>1015</b>	<b>1466</b>	<b>985</b>	<b>7083</b>
11	BUSES							
a	Stage Carriages	62	4	19	4	55	72	216
b	Contract Carriages	6	6	0	0	1	0	13
c	Private Service Vehicle	3	5	6	10	11	7	42
d	Educational Institution Buses	11	30	63	25	30	76	235
e	Other Buses	2	2	12	41	11	0	68
	Total	<b>84</b>	<b>47</b>	<b>100</b>	<b>80</b>	<b>108</b>	<b>155</b>	<b>574</b>
12	TAXIES							
a	Motor Cabs	278	546	442	169	278	269	1982
b	Maxi Cabs	23	81	146	67	176	10	503
c	Other taxi	1	0	0	0	5	0	6
	Total	<b>302</b>	<b>627</b>	<b>588</b>	<b>236</b>	<b>459</b>	<b>279</b>	<b>2491</b>
13	L MV(psngr)							
a	Three Seaters(A/R)	485	960	1323	344	2483	1215	6810
b	Four to Six Seaters	0	10	0	5	9	0	24
	Total	<b>485</b>	<b>970</b>	<b>1323</b>	<b>349</b>	<b>2492</b>	<b>1215</b>	<b>6834</b>
14	Other vehicles not covered above	161	47	7	258	136	16	625
	Total Transport	<b>2418</b>	<b>3591</b>	<b>3674</b>	<b>2082</b>	<b>5323</b>	<b>2870</b>	<b>19958</b>
	Total Trans+Non-Transport	<b>47180</b>	<b>29415</b>	<b>41172</b>	<b>21507</b>	<b>63309</b>	<b>29469</b>	<b>232052</b>

**The details of districtwise newly registered vehicles in the year 2018-19**  
**27.4 BELAGAVI DIVISION (District wise)**

SL.No	CATEGORY OF VEHICLES	BELGAUM	GADAG	DHARWAD	HAVERI	BIJAPUR	BAGALKOTE	KARWAR	TOTAL
1	Two wheelers	72775	12990	33332	25394	31748	27015	28001	231255
2	Cars	5773	969	5427	1546	2713	1849	2670	20947
3	Jeep	21	0	1	0	50	35	18	125
4	Omni buses	321	0	8	36	36	168	339	908
5	Tractors	2082	938	944	1156	1348	1288	436	8192
6	Trailors	1475	301	288	371	782	767	182	4166
7	Construction Equipment vehicle	74	28	23	39	52	87	20	323
8	Other vehicles	131	17	13	21	3302	63	72	3619
	<b>Total Non-Transport</b>	<b>82652</b>	<b>15243</b>	<b>40036</b>	<b>28563</b>	<b>40031</b>	<b>31272</b>	<b>31738</b>	<b>269535</b>
9	TRANSPORT VEHICLE								
a	Multi Axled /Articulated Vehicles	245	48	179	45	247	92	24	880
b	Trucks & lorries	811	80	401	283	173	354	146	2248
	<b>Total</b>	<b>1056</b>	<b>128</b>	<b>580</b>	<b>328</b>	<b>420</b>	<b>446</b>	<b>170</b>	<b>3128</b>
10	LIGHT GOODS VEHICLES								
a	Four Wheelers	1981	487	1541	805	1284	894	757	7749
b	Three wheelers	75	83	201	390	123	110	89	1071
	<b>Total</b>	<b>2056</b>	<b>570</b>	<b>1742</b>	<b>1195</b>	<b>1407</b>	<b>1004</b>	<b>846</b>	<b>8820</b>
11	BUSES								
a	Stage Carriages	28	6	235	5	8	2	7	291
b	Contract Carriages	0	0	44	0	0	0	2	46
c	Private Service Vehicle	12	0	3	29	0	1	11	56
d	Educational Institution Buses	101	16	17	17	78	99	30	358
e	Other Buses	5	3	2	0	21	0	4	35
	<b>Total</b>	<b>147</b>	<b>25</b>	<b>301</b>	<b>51</b>	<b>107</b>	<b>102</b>	<b>54</b>	<b>787</b>
12	TAXIES								
a	Motor Cabs	229	168	345	317	458	263	269	2049
b	Maxi Cabs	97	28	65	72	95	43	34	434
c	Other taxi	2	0	1	0	0	0	1	4
	<b>Total</b>	<b>328</b>	<b>196</b>	<b>411</b>	<b>389</b>	<b>553</b>	<b>306</b>	<b>304</b>	<b>2487</b>
13	L MV(psngr)								
a	Three Seaters(A/R)	421	506	1282	460	372	641	699	4381
b	Four to Six Seaters	1	0	9	78	0	0	0	88
	<b>Total</b>	<b>421</b>	<b>506</b>	<b>1291</b>	<b>538</b>	<b>372</b>	<b>641</b>	<b>699</b>	<b>4468</b>
14	Other vehicles not covered above	955	12	158	152	416	35	56	1784
	<b>Total Transport</b>	<b>4963</b>	<b>1437</b>	<b>4483</b>	<b>2653</b>	<b>3275</b>	<b>2534</b>	<b>2129</b>	<b>21474</b>
	<b>Total Trans+Non-Transport</b>	<b>87615</b>	<b>16680</b>	<b>44519</b>	<b>31216</b>	<b>43306</b>	<b>33806</b>	<b>33867</b>	<b>291009</b>

**The details of districtwise newly registered vehicles in the year 2018-19**  
**27.5 KALBURGI DIVISION (Districtwise)**

SL.No	CATEGORY OF VEHICLES	KALBURGI	YADGIR	RAICHUR	BELLARY	KOPPAL	BIDAR	TOTAL
1	Two wheelers	26521	13071	29428	33572	18399	15930	136921
2	Cars	2249	679	1541	2288	1096	1218	9071
3	Jeep	41	3	0	25	1	13	83
4	Omni buses	3	6	207	451	22	15	704
5	Tractors	855	1045	1651	1501	1100	573	6725
6	Trailors	258	380	348	334	352	263	1935
7	Construction Equipment vehicle	193	53	27	65	59	29	426
8	Other vehicles	16	45	200	30	70	30	391
	Total Non-Transport	30136	15282	33402	38271	21099	18070	156260
9	TRANSPORT VEHICLE							
a	Multi Axled /Articulated Vehicles	377	45	197	1117	87	435	2258
b	Trucks & lorries	204	88	166	278	97	225	1058
	<b>Total</b>	<b>581</b>	<b>133</b>	<b>363</b>	<b>1407</b>	<b>184</b>	<b>649</b>	<b>3317</b>
10	LIGHT GOODS VEHICLES							
a	Four Wheelers	560	471	467	790	452	206	2946
b	Three wheelers	512	87	124	52	315	138	1228
	<b>Total</b>	<b>1072</b>	<b>558</b>	<b>591</b>	<b>1880</b>	<b>767</b>	<b>344</b>	<b>5212</b>
11	BUSES							
a	Stage Carriages	56	41	9	23	80	19	228
b	Contract Carriages	0	0	1	16	0	0	17
c	Private Service Vehicle	1	0	1	28	3	0	33
d	Educational Institution Buses	102	36	21	55	36	41	291
e	Other Buses	19	0	50	33	1	8	111
	<b>Total</b>	<b>178</b>	<b>77</b>	<b>82</b>	<b>155</b>	<b>120</b>	<b>68</b>	<b>680</b>
12	TAXIES							
a	Motor Cabs	336	183	316	423	179	123	1560
b	Maxi Cabs	61	40	61	100	23	46	331
c	Other taxi	0	0	23	13	2	8	46
	<b>Total</b>	<b>397</b>	<b>184</b>	<b>400</b>	<b>536</b>	<b>204</b>	<b>175</b>	<b>1896</b>
13	L MV(psngr)							
a	Three Seaters(A/R)	648	687	504	264	101	379	2583
b	Four to Six Seaters	15	6	0	9	0	0	30
	<b>Total</b>	<b>663</b>	<b>712</b>	<b>504</b>	<b>273</b>	<b>101</b>	<b>379</b>	<b>2632</b>
14	Other vehicles not covered above	8	27	14	204	6	34	293
	Total Transport	2899	1677	1943	4486	1382	1656	14043
	Total Trans+Non-Transport	33035	16959	35343	42728	22481	19730	170276

**27.6. Divisionwise vehicle newly registered in the year 2018-19**  
**Karnataka state**

SL.No	CATEGORY OF VEHICLES	BENGALURU DIVISION	BENGALURU RURAL DVN.	MYSORE DIVISION	SHIMOGA DIVISION	BELGAUM DIVISION	KALBURGI DIVISION	TOTAL IN KARNATAKA
1	Two wheelers	453974	107185	149265	174272	231255	136921	1252872
2	Cars	108643	9593	16294	27901	20947	9071	192449
3	Jeep	101	3	18	281	125	83	611
4	Omni buses	528	482	289	53	908	704	2964
5	Tractors	1180	4210	5125	5870	8192	6725	31302
6	Trailors	780	3000	1072	1500	4166	1935	12453
7	Construction Equipment vehicle	303	100	104	175	323	426	1431
8	Other vehicles	938	326	325	844	3619	391	6443
	<b>Total Non-Transport</b>	<b>566447</b>	<b>123722</b>	<b>172442</b>	<b>212564</b>	<b>269535</b>	<b>156260</b>	<b>1500525</b>
9	TRANSPORT VEHICLE							
a	Multi Axled /Articulated Vehicles	4385	980	369	813	880	2258	9685
b	Trucks & lorries	4516	1943	1268	1486	2248	1058	12519
	<b>Total</b>	<b>8901</b>	<b>2925</b>	<b>1637</b>	<b>2298</b>	<b>3128</b>	<b>3317</b>	<b>22206</b>
10	LIGHT GOODS VEHICLES							
a	Four Wheelers	11137	4072	4886	5601	7749	2946	36391
b	Three wheelers	3571	1597	1345	1482	1071	1228	10294
	<b>Total</b>	<b>14708</b>	<b>5671</b>	<b>6231</b>	<b>7083</b>	<b>8820</b>	<b>5212</b>	<b>47725</b>
11	BUSES							
a	Stage Carriages	415	28	75	216	291	228	1253
b	Contract Carriages	249	20	8	13	46	17	353
c	Private Service Vehicle	586	151	22	42	56	33	890
d	Educational Institution Buses	1399	423	251	235	358	291	2957
e	Other Buses	72	35	34	68	35	111	355
	<b>Total</b>	<b>2721</b>	<b>655</b>	<b>390</b>	<b>574</b>	<b>787</b>	<b>680</b>	<b>5807</b>
12	TAXIES							
a	Motor Cabs	12878	1584	1500	1982	2049	1560	21553
b	Maxi Cabs	2422	449	402	503	434	331	4541
c	Other taxi	974	124	19	6	4	46	1173
	<b>Total</b>	<b>16274</b>	<b>2143</b>	<b>1921</b>	<b>2491</b>	<b>2487</b>	<b>1896</b>	<b>27212</b>
13	L MV(psngr)							
a	Three Seaters(A/R)	16689	2809	3541	6810	4381	2583	36813
b	Four to Six Seaters	5114	120	123	24	88	30	5499
	<b>Total</b>	<b>21803</b>	<b>2929</b>	<b>3664</b>	<b>6834</b>	<b>4468</b>	<b>2632</b>	<b>42330</b>
14	Other vehicles not covered above	14633	262	270	625	1784	293	17867
	<b>Total Transport</b>	<b>78990</b>	<b>15447</b>	<b>14113</b>	<b>19958</b>	<b>21474</b>	<b>14043</b>	<b>164025</b>
	<b>Total Trans+Non-Transport</b>	<b>645437</b>	<b>141011</b>	<b>186555</b>	<b>232052</b>	<b>291009</b>	<b>170276</b>	<b>1666340</b>

**28. The details of Districtwise total vehicle registered as on 31.03.2019**

**28.1 BENGALURU URBAN AND RURAL DIVISION (District Wise)**

SL.No	CATEGORY OF VEHICLES	B'LORE(U)	B'LORE (R)	TUMKUR	KOLAR	C.B. PURA	RAM NAGAR	TOTAL
1	Two wheelers	5588029	64149	592844	254417	170096	268950	<b>6938485</b>
2	Cars	1541017	7823	39218	18844	10116	30978	<b>1647996</b>
3	Jeep	8276	14	39	378	142	503	<b>9352</b>
4	Omni buses	50628	387	1018	1948	2139	1417	<b>57537</b>
5	Tractors	17230	1128	30753	18083	12731	12034	<b>91959</b>
6	Trailers	12846	983	26397	9694	7465	3772	<b>61157</b>
7	Construction Equipment vehicle	3037	64	530	488	256	251	<b>4626</b>
8	Other vehicles	31946	1036	2574	1416	1488	2988	<b>41448</b>
	<b>Total Non-Transport</b>	<b>7248918</b>	<b>75587</b>	<b>693373</b>	<b>304103</b>	<b>204433</b>	<b>320878</b>	<b>8847292</b>
9	TRANSPORT VEHICLE							
a	Multi Axled /Articulated Vehicles	51951	914	1042	953	1026	1586	<b>57472</b>
b	Trucks & lorries	69667	3399	4254	4460	2880	4735	<b>89395</b>
	<b>Total</b>	<b>121618</b>	<b>4293</b>	<b>5294</b>	<b>5413</b>	<b>3908</b>	<b>6321</b>	<b>146847</b>
10	LIGHT GOODS VEHICLES							
a	Four Wheelers	98989	4933	8229	6357	4269	7281	<b>130058</b>
b	Three wheelers	49874	2992	6750	3217	902	5476	<b>69211</b>
	<b>Total</b>	<b>148863</b>	<b>7925</b>	<b>14997</b>	<b>9574</b>	<b>5171</b>	<b>12757</b>	<b>199287</b>
11	BUSES							
a	Stage Carriages	16536	316	891	259	781	1476	<b>20259</b>
b	Contract Carriages	2485	45	81	22	47	112	<b>2792</b>
c	Private Service Vehicle	11936	518	122	47	21	423	<b>13067</b>
d	Educational Institution Buses	12352	472	809	897	483	1886	<b>16899</b>
e	Other Buses	5999	38	148	80	377	844	<b>7486</b>
	<b>Total</b>	<b>49308</b>	<b>1389</b>	<b>2043</b>	<b>1305</b>	<b>1709</b>	<b>4741</b>	<b>60495</b>
12	TAXIES							
a	Motor Cabs	117940	1537	2598	3719	2288	8970	<b>137052</b>
b	Maxi Cabs	40184	816	1110	1016	910	3257	<b>47293</b>
c	Other taxi	15400	162	2477	13	12	650	<b>18714</b>
	<b>Total</b>	<b>173524</b>	<b>2529</b>	<b>6163</b>	<b>4748</b>	<b>3218</b>	<b>12877</b>	<b>203059</b>
13	L MV(psngr)							
a	Three Seaters(A/R)	202033	2389	17199	7465	4247	8299	<b>241632</b>
b	Four to Six Seaters	38703	214	603	295	534	312	<b>40661</b>
	<b>Total</b>	<b>240736</b>	<b>2603</b>	<b>17802</b>	<b>7760</b>	<b>4781</b>	<b>8611</b>	<b>282293</b>
14	Other vehicles not covered above	66972	565	3111	274	1435	2296	<b>74653</b>
	<b>Total Transport</b>	<b>800971</b>	<b>19313</b>	<b>49616</b>	<b>29074</b>	<b>20894</b>	<b>47603</b>	<b>967471</b>
	<b>Total Trans+Non-Transport</b>	<b>8049891</b>	<b>94895</b>	<b>743705</b>	<b>334221</b>	<b>225414</b>	<b>368481</b>	<b>9816607</b>

**The details of district wise total vehicle registered as on 31.03.2019**

**28.2 MYSURU DIVISION (District wise)**

SL.No	CATEGORY OF VEHICLES	MYSORE	MANDYA	MADIKERI	CHAMRAJNGR	HASSAN	TOTAL
1	Two wheelers	899283	309805	89488	146773	332865	1778214
2	Cars	105065	17884	33966	7278	34747	198940
3	Jeep	1461	310	4979	295	1021	8066
4	Omni buses	3420	354	6957	194	1288	12213
5	Tractors	23101	13385	7041	4666	26023	74216
6	Trailers	10304	9737	4414	2533	16243	43231
7	Construction Equipment vehicle	64	107	7	0	642	820
8	Other vehicles	7462	2489	2279	684	5350	18264
	Total Non-Transport	1050160	354071	149131	162373	418179	2133914
9	TRANSPORT VEHICLE						
a	Multi Axled /Articulated Vehicles	1055	293	347	565	1136	3396
b	Trucks & lorries	11910	6470	3359	669	4646	27054
	Total	12965	6763	3706	1234	5782	30450
10	LIGHT GOODS VEHICLES						
a	Four Wheelers	16696	6183	4288	4647	9568	41382
b	Three wheelers	6785	6749	2203	3443	4777	23957
	Total	23481	12932	6491	8090	14345	65339
11	BUSES						
a	Stage Carriages	2794	654	226	204	1547	5425
b	Contract Carriages	39	25	21	20	33	138
c	Private Service Vehicle	288	63	53	43	60	507
d	Educational Institution Buses	1015	234	374	53	385	2061
e	Other Buses	81	23	25	194	90	413
	Total	4217	999	701	514	2115	8546
12	TAXIES						
a	Motor Cabs	7093	3556	2419	890	4626	18584
b	Maxi Cabs	2654	2226	1397	556	2336	9169
c	Other taxi	15	80	0	16	759	870
	Total	9762	5862	3816	1462	7721	28623
13	L MV(psngr)						
a	Three Seaters(A/R)	17203	6845	7946	2759	7096	41849
b	Four to Six Seaters	357	437	448	701	355	2298
	Total	17560	7282	8394	3460	7451	44147
14	Other vehicles not covered above	7305	3808	773	906	1218	14010
	Total Transport	75290	37646	23881	15666	38632	191115
	Total Trans+Non-Transport	1125450	391717	173012	178039	456811	2325029

**The details of district wise total vehicle registered as on 31.03.2019**  
**28.3 SHIVAMOGGA DIVISION (District wise)**

SL.No	CATEGORY OF VEHICLES	SHIMOGA	CHITRADURGA	DAVANAGERE	C-M'LORE	MLORE	UDUPI	TOTAL
1	Two wheelers	472797	235823	435950	231120	565728	299557	2240975
2	Cars	44000	9628	38389	34151	147598	60660	334426
3	Jeep	1757	842	993	2199	7388	1132	14311
4	Omni buses	1219	502	726	3780	5293	1823	13343
5	Tractors	20019	21074	36133	17876	7447	4396	106945
6	Trailers	12854	12580	22838	11799	7699	167	67937
7	Construction Equipment vehicle	1967	243	274	811	1190	36	4521
8	Other vehicles	7997	4221	1655	2833	5198	1027	22931
	Total Non-Transport	562610	289706	536958	304569	747541	368798	2810182
9	TRANSPORT VEHICLE							
a	Multi Axled /Articulated Vehicles	1386	2089	1235	93	3449	876	9128
b	Trucks & lorries	8605	9514	5662	4228	22709	6136	56854
	Total	9974	11603	6897	4321	26158	7012	65965
10	LIGHT GOODS VEHICLES							
a	Four Wheelers	6713	7378	6763	8899	11188	10630	51571
b	Three wheelers	2050	5349	4658	3801	7066	2241	25165
	Total	8724	12727	11421	12700	18254	12871	76697
11	BUSES							
a	Stage Carriages	590	137	746	657	2768	1161	6059
b	Contract Carriages	109	34	26	18	158	78	423
c	Private Service Vehicle	285	345	345	272	2069	585	3901
d	Educational Institution Buses	132	42	313	115	603	891	2096
e	Other Buses	131	12	1658	350	1097	77	3325
	Total	1247	570	3088	1412	6695	2792	15804
12	TAXIES							
a	Motor Cabs	3275	4575	3864	2427	12968	4959	32068
b	Maxi Cabs	1461	2818	2647	1317	8206	2039	18488
c	Other taxi	26	12	319	561	51	11	980
	Total	4762	7405	6830	4305	21225	7009	51536
13	L MV(psngr)							
a	Three Seaters(A/R)	8029	6904	13400	8948	31103	15141	83525
b	Four to Six Seaters	956	304	256	303	1731	465	4015
	Total	8985	7208	13656	9251	32834	15606	87540
14	Other vehicles not covered above	4157	5680	2773	3423	10733	4772	31538
	Total Transport	37848	45193	44665	35464	115901	50062	329133
	Total Trans+Non-Transport	600458	334899	581623	340033	862972	418860	3138845



**The details of districtwise total vehicle registered as on 31.03.2019**  
**28.4 BELAGAVI DIVISION (Districtwise)**

SL.No	CATEGORY OF VEHICLES	BELGAUM	GADAG	DHARWAD	HAVERI	BIJAPUR	BAGALKOTE	KARWAR	TOTAL
1	Two wheelers	979360	144721	441042	275398	333203	313954	370957	2858635
2	Cars	67382	9340	65480	13907	20672	16939	28310	222030
3	Jeep	2261	413	1267	500	1762	841	663	7707
4	Omni buses	15331	838	5463	1776	3236	5903	3911	36458
5	Tractors	50624	16097	29491	17597	28922	26670	5503	174904
6	Trailers	51846	10461	13748	11343	17518	23793	2282	130991
7	Construction Equipment vehicle	424	54	327	115	232	800	189	2141
8	Other vehicles	4520	1107	2540	2770	9061	951	1115	22064
	Total Non-Transport	1171748	183031	559358	323406	414606	389851	412930	3454930
9	TRANSPORT VEHICLE								0
a	Multi Axled /Articulated Vehicles	3169	537	2187	819	2622	630	1370	11334
b	Trucks & Lorries	25248	2266	3772	4252	3781	3087	6235	48641
	Total	28417	2803	5959	5071	6403	3717	7605	59975
10	LIGHT GOODS VEHICLES								0
a	Four Wheelers	15610	4020	21466	5068	7460	6445	5938	66007
b	Three wheelers	2151	2026	6822	4614	4272	3315	2799	25999
	Total	17761	6046	28288	9682	11732	9760	8737	92006
11	BUSES								0
a	Stage Carriages	2637	751	2926	898	894	792	1315	10213
b	Contract Carriages	111	24	163	16	30	44	20	408
c	Private Service Vehicle	200	25	330	55	44	30	120	804
d	Educational Institution Buses	713	131	105	207	459	535	299	2449
e	Other Buses	48	24	230	152	351	31	29	865
	Total	3710	955	3754	1328	1778	1432	1783	14740
12	TAXIES								0
a	Motor Cabs	4633	2309	4132	3825	3722	2794	3813	25228
b	Maxi Cabs	2240	1466	2449	2114	2022	2069	1514	13874
c	Other taxi	28	10	1	0	34	0	8	81
	Total	6901	3785	6582	5939	5778	4863	5335	39183
13	L MV(psng)								0
a	Three Seaters(A/R)	14845	4905	16845	6544	4610	8345	6821	62915
b	Four to Six Seaters	421	125	364	1649	310	258	315	3442
	Total	15265	5030	17209	8193	4920	8603	7136	66356
14	Other vehicles not covered above	5451	1517	8721	2559	3521	3031	2993	27793
	Total Transport	77505	20136	70513	32772	34132	31406	33589	300053
	Total Trans+Non-Transport	1249253	203167	629871	356178	448738	421257	446519	3754983

**The details of districtwise total vehicle registered as on 31.03.2019**  
**28.5 KALBURGI DIVISION (District wise)**

SL.No	CATEGORY OF VEHICLES	KALBURGI	YADGIR	RAICHUR	BELLARY	KOPPAL	BIDAR	TOTAL
1	Two wheelers	346542	115736	291879	429348	195500	181553	1560468
2	Cars	20019	5729	16978	28975	11115	9520	92336
3	Jeep	3517	1313	659	2203	525	520	8737
4	Omni buses	6169	1252	1566	6013	1559	1391	17950
5	Tractors	17916	12136	28539	26539	18477	6148	109755
6	Trailers	11393	5973	10817	14724	9486	5373	57766
7	Construction Equipment vehicle	586	198	54	505	522	80	1945
8	Other vehicles	732	903	1030	1985	2235	277	7162
	Total Non-Transport	406784	143240	351522	510297	239419	204861	1856123
9	TRANSPORT VEHICLE							
a	Multi Axled /Articulated Vehicles	1312	200	1012	4784	575	1834	9717
b	Trucks & lorries	7289	2290	2577	11175	2323	4736	30390
	Total	8601	2490	3589	15971	2898	6559	40108
10	LIGHT GOODS VEHICLES							
a	Four Wheelers	5310	2895	4440	9933	4641	4263	31482
b	Three wheelers	6307	739	3273	2687	2993	2409	18408
	Total	11617	3634	7713	13658	7634	6672	50928
11	BUSES							
a	Stage Carriages	1391	398	531	601	607	490	4018
b	Contract Carriages	69	1	5	54	0	112	241
c	Private Service Vehicle	40	22	135	401	78	92	768
d	Educational Institution Buses	855	167	113	708	245	237	2325
e	Other Buses	36	11	214	77	32	51	421
	Total	2391	599	998	1841	960	978	7767
12	TAXIES							
a	Motor Cabs	3000	1632	2650	3818	1988	1536	14624
b	Maxi Cabs	1645	747	1592	2262	826	1498	8570
c	Other taxi	56	10	23	152	19	62	322
	Total	4701	2350	4265	6232	2833	3094	23475
13	L MV(psngr)							
a	Three Seaters(A/R)	10775	6981	5766	7389	3032	5327	39270
b	Four to Six Seaters	275	303	317	262	180	130	1467
	Total	11050	7303	6083	7651	3212	5457	40756
14	Other vehicles not covered above	4640	1327	3531	5220	2159	1743	18620
	Total Transport	43000	17689	26168	50604	19696	24510	181667
	Total Trans+Non-Transport	449784	160929	377688	560872	259115	229375	2037763

**29. Division wise vehicle registered and kept for use in Karnataka State as on 31.03.2019**

SL.No	CATEGORY OF VEHICLES	BENGALURU DIVISION	BENGALURU RURAL DVN.	MYSORE DIVISION	SHIMOGA DIVISION	BELGAUM DIVISION	KALBURGI DIVISION	TOTAL IN KARNATAKA
1	Two wheelers	5588029	1350456	1778214	2240975	2858635	1560468	15376777
2	Cars	1541017	106979	198940	334426	222030	92336	2495728
3	Jeep	8276	1076	8066	14311	7707	8737	48173
4	Omni buses	50628	6909	12213	13343	36458	17950	137501
5	Tractors	17230	74729	74216	106945	174904	109755	557779
6	Trailers	12846	48311	43231	67937	130991	57766	361082
7	Construction Equipment vehicle	3037	1589	820	4521	2141	1945	14053
8	Other vehicles	31946	9502	18264	22931	22064	7162	111869
	Total Non-Transport	<b>7253009</b>	<b>1599551</b>	<b>2133964</b>	<b>2805389</b>	<b>3454930</b>	<b>1856119</b>	<b>19102962</b>
9	TRANSPORT VEHICLE							
a	Multi Axled /Articulated Vehicles	51951	5521	3396	9128	11334	9717	91047
b	Trucks & lorries	69667	19728	27054	56854	48641	30390	252334
	Total	<b>121618</b>	<b>25249</b>	<b>30450</b>	<b>65982</b>	<b>59975</b>	<b>40107</b>	<b>343381</b>
10	LIGHT GOODS VEHICLES							
a	Four Wheelers	98989	31069	41382	51571	66007	31482	320500
b	Three wheelers	49874	19337	23957	25165	25999	18408	162740
	Total	<b>148863</b>	<b>50406</b>	<b>65339</b>	<b>76736</b>	<b>92006</b>	<b>49890</b>	<b>483240</b>
11	BUSES							
a	Stage Carriages	16536	3723	5425	6059	10213	4018	45974
b	Contract Carriages	2485	307	138	423	408	241	4002
c	Private Service Vehicle	11936	1131	507	3901	804	768	19047
d	Educational Institution Buses	12352	4547	2061	2096	2449	2325	25830
e	Other Buses	5999	1487	413	3325	865	421	12510
	Total	<b>49308</b>	<b>11195</b>	<b>8544</b>	<b>15804</b>	<b>14739</b>	<b>7773</b>	<b>107363</b>
12	TAXIES							
a	Motor Cabs	117940	19112	18584	32068	25228	14624	227556
b	Maxi Cabs	40184	7109	9169	18488	13874	8570	97394
c	Other taxi	15400	3314	870	980	81	322	20967
	Total	<b>173524</b>	<b>29535</b>	<b>28623</b>	<b>51536</b>	<b>39183</b>	<b>23516</b>	<b>345917</b>
13	L MV(psngt)							
a	Three Seaters(A/R)	202033	39599	41849	83525	62915	39270	469191
b	Four to Six Seaters	38703	1958	2298	4015	3442	1467	51883
	Total	<b>240736</b>	<b>41557</b>	<b>44147</b>	<b>87540</b>	<b>66357</b>	<b>40737</b>	<b>521074</b>
14	Other vehicles not covered above	66972	7681	14010	31538	27793	18620	166614
	Total Transport	<b>801021</b>	<b>165623</b>	<b>191113</b>	<b>329136</b>	<b>300053</b>	<b>180643</b>	<b>1967589</b>
	Total Trans+Non-Transport	<b>8049891</b>	<b>1766716</b>	<b>2325029</b>	<b>3138845</b>	<b>3754983</b>	<b>2037763</b>	<b>21073227</b>

**30. The details of month wise newly registered vehicles during the year 2018-19 in Karnataka**

CATEGORY OF VEHICLES	APRIL-2018	MAY-2018	JUNE-2018	JULY-2018	AUG-2018	SEP-2018	OCT-2018	NOV-2018	DEC-2018	JAN-2019	FEB-2019	MAR-2019
Two wheelers	110021	110434	111333	107797	107854	103958	101970	107211	89429	103850	94120	<b>99010</b>
Cars	16423	15292	16777	15859	16120	14703	15418	16755	12440	22935	14271	<b>16443</b>
Jeep	51	30	68	34	118	67	60	51	27	52	38	<b>15</b>
Omni buses	294	274	252	231	247	213	217	303	213	381	145	<b>223</b>
Tractors	2691	2651	2304	2819	1295	2508	2169	2420	2804	3248	3301	<b>3319</b>
Trailers	1303	1350	1082	1188	730	822	738	748	869	1220	1199	<b>1328</b>
Constrn Equipment vehicle	92	59	63	87	38	225	137	162	132	142	115	<b>172</b>
Other vehicles	456	324	413	230	223	163	166	218	1578	972	977	<b>764</b>
<b>TOTALNON TRANSPORT</b>	<b>131331</b>	<b>130414</b>	<b>132292</b>	<b>128245</b>	<b>126625</b>	<b>122659</b>	<b>120875</b>	<b>127868</b>	<b>107492</b>	<b>132800</b>	<b>114166</b>	<b>121274</b>
<b>TRANSPORT VEHICLE</b>												
Multi Axled /Articulated Vehicles	804	700	559	703	969	616	955	796	667	1193	813	<b>1001</b>
Trucks & lorries	1113	909	1145	1262	788	898	1254	1298	736	1167	799	<b>922</b>
<b>TOTAL</b>	<b>1917</b>	<b>1609</b>	<b>1704</b>	<b>1965</b>	<b>1757</b>	<b>1514</b>	<b>2209</b>	<b>2094</b>	<b>1403</b>	<b>2360</b>	<b>1612</b>	<b>1923</b>
<b>LIGHT GOODS VEHICLES</b>												
Four Wheelers	1917	1609	1704	1965	1757	1514	2209	3791	2679	3816	2779	<b>3324</b>
Three wheelers	922	752	717	697	759	925	987	1048	652	1294	674	<b>924</b>
<b>TOTAL</b>	<b>2839</b>	<b>2361</b>	<b>2421</b>	<b>2662</b>	<b>2516</b>	<b>2439</b>	<b>3196</b>	<b>4839</b>	<b>3331</b>	<b>5110</b>	<b>3453</b>	<b>4248</b>
<b>BUSES</b>												
Stage Carriages	210	200	96	67	196	51	80	137	102	23	44	<b>43</b>
Contract Carriages	66	17	8	14	17	43	28	59	25	41	18	<b>33</b>
Private Service Vehicle	67	18	9	15	18	44	29	60	50	132	27	<b>58</b>
Ednl Institution Buses	115	404	762	537	244	184	137	153	76	115	87	<b>121</b>
Other Buses	57	86	28	28	35	58	47	30	4	13	5	<b>15</b>
<b>TOTAL</b>	<b>552</b>	<b>788</b>	<b>965</b>	<b>705</b>	<b>573</b>	<b>387</b>	<b>379</b>	<b>464</b>	<b>257</b>	<b>324</b>	<b>181</b>	<b>270</b>
<b>TAXIES</b>												
Motor Cabs	1682	1798	1964	2196	1885	1848	1643	1750	1411	1536	1836	<b>1972</b>
Maxi Cabs	452	332	443	483	450	429	319	394	216	392	267	<b>354</b>
Other Taxies	110	96	98	99	103	96	110	88	64	109	105	<b>93</b>
<b>TOTAL</b>	<b>2244</b>	<b>2226</b>	<b>2505</b>	<b>2778</b>	<b>2438</b>	<b>2373</b>	<b>2072</b>	<b>2210</b>	<b>1671</b>	<b>2045</b>	<b>2187</b>	<b>2419</b>
<b>LMV(psngr)</b>												
Three Seaters(A/R)	2854	2812	3121	3083	2581	4420	3325	3955	2476	2866	1946	<b>2206</b>
Four to Six Seaters	134	132	144	128	140	122	704	654	428	388	1087	<b>2490</b>
<b>TOTAL</b>	<b>2988</b>	<b>2944</b>	<b>3265</b>	<b>3211</b>	<b>2721</b>	<b>4542</b>	<b>4029</b>	<b>4609</b>	<b>2904</b>	<b>3254</b>	<b>3033</b>	<b>4696</b>
Other vehicles	387	1569	1507	1358	941	4663	563	1174	873	912	1862	<b>3596</b>
<b>Total Transport</b>	<b>11831</b>	<b>12389</b>	<b>13404</b>	<b>13798</b>	<b>11960</b>	<b>17858</b>	<b>13602</b>	<b>15415</b>	<b>10484</b>	<b>13990</b>	<b>13030</b>	<b>17152</b>
<b>Total Trans+Non-ransport</b>	<b>143162</b>	<b>142803</b>	<b>145696</b>	<b>142043</b>	<b>138585</b>	<b>140517</b>	<b>133905</b>	<b>143283</b>	<b>117976</b>	<b>146790</b>	<b>127196</b>	<b>138426</b>

**31. The details of monthwise newly registered vehicle during the year 2018-19 in Bengaluru**

CATEGORY OFVEHICLES	APRL-2018	MAY-2018	JUNE-2018	JULY-2018	AUG-2018	SEP-2018	OCT-2018	NOV-2018	DEC-2018	JAN-2019	FEB-2019	MAR-2019
Two wheelers	37550	36088	42957	40543	44605	38391	41004	38387	23352	37344	36679	<b>37151</b>
Cars	8933	8027	9764	8772	9560	7648	9278	9139	6655	13625	7821	<b>9402</b>
Jeep	9	1	4	2	43	14	12	4	2	7	1	<b>2</b>
Omni buses	62	61	72	47	64	43	65	56	37	1	0	<b>20</b>
Tractors	99	132	88	155	37	74	117	103	28	83	137	<b>119</b>
Trailers	70	77	57	93	32	52	75	57	11	72	100	<b>78</b>
Constn Equipment vehicle	18	4	7	41	4	35	20	34	53	29	13	<b>45</b>
Other vehicles	162	117	143	56	137	42	59	31	28	32	62	<b>78</b>
<b>TOTAL</b>	<b>46903</b>	<b>44507</b>	<b>53092</b>	<b>49709</b>	<b>54482</b>	<b>46299</b>	<b>50630</b>	<b>47811</b>	<b>30166</b>	<b>51193</b>	<b>44813</b>	<b>46895</b>
<b>TRANSPORT VEHICLE</b>												
Multi Axled /Articulated Vehicles	429	346	376	468	388	225	491	221	274	519	223	<b>415</b>
Trucks & lorries	345	359	438	514	332	388	479	397	303	298	225	<b>421</b>
<b>TOTAL</b>	<b>774</b>	<b>705</b>	<b>814</b>	<b>982</b>	<b>720</b>	<b>613</b>	<b>970</b>	<b>618</b>	<b>577</b>	<b>817</b>	<b>448</b>	<b>836</b>
<b>LIGHT GOODS VEHICLES</b>												<b>0</b>
Four Wheelers	862	712	864	1008	902	1177	1047	996	754	877	810	<b>1062</b>
Three wheelers	199	228	218	283	331	376	372	307	229	418	250	<b>359</b>
<b>TOTAL</b>	<b>1061</b>	<b>940</b>	<b>1082</b>	<b>1252</b>	<b>1233</b>	<b>1553</b>	<b>1419</b>	<b>1303</b>	<b>983</b>	<b>1295</b>	<b>1060</b>	<b>1421</b>
<b>BUSES</b>												<b>0</b>
Stage Carriages	118	127	17	16	17	2	15	33	37	3	6	<b>9</b>
Contract Carriages	16	17	5	14	17	42	23	43	22	26	12	<b>28</b>
Private Service Vehicle	17	18	6	15	18	43	24	44	41	25	17	<b>52</b>
Educational Institution Buses	49	310	477	191	108	64	39	26	18	35	16	<b>54</b>
Other Buses	1	14	5	4	7	4	29	0	2	5	1	<b>0</b>
<b>TOTAL</b>	<b>278</b>	<b>534</b>	<b>565</b>	<b>272</b>	<b>210</b>	<b>141</b>	<b>180</b>	<b>118</b>	<b>120</b>	<b>94</b>	<b>52</b>	<b>143</b>
<b>TAXIES</b>												<b>0</b>
Motor Cabs	744	969	1292	1419	1337	1045	999	926	896	873	1162	<b>1211</b>
Maxi Cabs	217	158	244	261	335	202	209	175	136	151	143	<b>190</b>
Other Taxies	92	89	88	84	92	90	91	73	57	48	99	<b>71</b>
<b>TOTAL</b>	<b>1053</b>	<b>1216</b>	<b>1624</b>	<b>1764</b>	<b>1764</b>	<b>1337</b>	<b>1299</b>	<b>1174</b>	<b>1089</b>	<b>1072</b>	<b>1404</b>	<b>1472</b>
<b>LMV(psngr)</b>												<b>0</b>
Three Seaters(A/R)	1313	1318	1587	1307	1328	2540	1528	1578	1140	918	522	<b>539</b>
Four to Six Seaters	88	85	89	93	114	106	679	638	395	372	1061	<b>2463</b>
<b>TOTAL</b>	<b>1401</b>	<b>1403</b>	<b>1676</b>	<b>1400</b>	<b>1442</b>	<b>2646</b>	<b>2207</b>	<b>2216</b>	<b>1535</b>	<b>1290</b>	<b>1583</b>	<b>3002</b>
Other vehicles	122	1237	612	844	383	4545	388	1035	788	773	1773	<b>3457</b>
<b>Total Transport</b>	<b>4689</b>	<b>6035</b>	<b>6373</b>	<b>6514</b>	<b>5752</b>	<b>10835</b>	<b>6413</b>	<b>6464</b>	<b>5092</b>	<b>5341</b>	<b>6320</b>	<b>10331</b>
<b>Total Trans+Non-ransport</b>	<b>51592</b>	<b>50542</b>	<b>59465</b>	<b>56223</b>	<b>60234</b>	<b>57134</b>	<b>57043</b>	<b>54275</b>	<b>35258</b>	<b>56534</b>	<b>51133</b>	<b>57226</b>

**32. The details of districtwise total vehicle registered and kept for use in Karnataka as on 2011-12 to 2018-19**

SL.NO	NAME OF THE DISTRICT	31-03-2012	31-03-2013	31-03-2014	31-03-2015	31-03-2016	31-03-2017	31-03-2018	31-03-2019
1	B'LORE(U)	4156132	4591176	5050057	5559730	6112897	6833080	7404600	<b>8049891</b>
2	B'LORE (R)	131317	141417	152034	163333	174599	70444	81871	<b>94895</b>
3	TUMKUR	347028	390086	436721	494327	554675	618925	679147	<b>743705</b>
4	KOLAR	169236	189304	212590	236090	259008	285260	310948	<b>334221</b>
5	C.B. PURA	111398	122771	136782	154771	172115	191657	204585	<b>225414</b>
6	RAM NAGAR	110907	126417	145046	167307	190166	213490	349154	<b>368481</b>
7	MYSORE	99439	115534	131964	149615	165858	184549	1042099	<b>1125450</b>
8	MANDYA	611429	668656	734536	810324	884477	963237	356893	<b>391717</b>
9	MADIKERI	186511	209980	233685	261728	292862	324013	163073	<b>173012</b>
10	CHAMRAJNGR	255837	270366	284599	301395	317482	332707	156004	<b>178039</b>
11	HASSAN	97177	107606	117944	128519	140878	151676	420405	<b>456811</b>
12	SHIMOGA	79235	89414	99821	112195	125707	140228	553278	<b>600458</b>
13	CHITRADURGA	222778	250218	279795	315078	352355	388053	305484	<b>334899</b>
14	DAVANAGERE	318201	350550	386606	428419	472702	511834	540451	<b>581623</b>
15	C-M'LORE	163476	179867	207469	231353	259206	283123	318526	<b>340033</b>
16	MLORE	316477	348244	384011	423589	465471	504069	799663	<b>862972</b>
17	UDUPI	175018	195455	215704	239006	264728	295849	389391	<b>418860</b>
18	BELGAUM	460005	503218	550588	610002	670255	739501	1161638	<b>1249253</b>
19	GADAG	205509	233838	262602	294308	326771	358818	561587	<b>203167</b>
20	DHARWAD	666736	735416	808142	895580	983636	1073395	186487	<b>629871</b>
21	HAVERI	365960	394651	423665	461637	503243	540121	324938	<b>356178</b>
22	BIJAPUR	102027	114150	125370	138931	154163	170102	405432	<b>448738</b>
23	BAGALKOTE	159213	182217	207420	235110	263494	293207	387451	<b>421257</b>
24	KARWAR	172908	199008	234367	273413	314055	359246	412652	<b>446519</b>
25	KALBURGI	204745	227110	255118	288221	322378	355514	416749	<b>449784</b>
26	YADGIR	220463	244495	271609	305313	339091	375148	143970	<b>160929</b>
27	RAICHUR	64218	74548	87121	101954	114371	128020	342345	<b>377688</b>
28	BELLARY	236266	264375	294656	326489	354600	385032	518144	<b>560872</b>
29	KOPPAL	174630	190158	220480	256898	285059	313160	236634	<b>259115</b>
30	BIDAR	325325	353441	384604	420325	455094	488567	209645	<b>229375</b>
<b>TOTAL</b>		<b>10909601</b>	<b>12063686</b>	<b>13335106</b>	<b>14784961</b>	<b>16291984</b>	<b>17872242</b>	<b>19384846</b>	<b>21073227</b>

**33. DISTRICTWISE AND CATEGORY WISE TOTAL VEHICLES REGISTERED AND KEPT FOR USE IN KARNATAKA STATE  
FOR THE LAST EIGHT YEARS -- BENGALURU URBAN (BENGALURU METROPOLITAN CITY)**

SL NO	CATEGORY OF VEHICLE	31-03-2012	31-03-2013	31-03-2014	31-03-2015	31-03-2016	31-03-2017	31-03-2018	31-03-2019
	<b>NON-TRANSPORT VEHICLES</b>								
1	Two wheelers	2867646	3158133	3479208	3841139	4222676	4731159	5134055	5588029
2	Cars	800866	894865	988101	1088587	1191541	1321815	1432375	1541017
3	Jeeps	7313	7343	7413	7443	7485	7672	7784	8276
4	Omni Buses	46888	47373	47802	48138	48392	49117	49709	50628
5	Tractors	7875	8450	9040	9432	9830	14638	15662	17230
6	Trailers	6151	6635	7082	7398	7694	11150	11677	12846
7	Construction Equipment Vehicles	1371	1634	1820	1914	2021	2200	2343	3037
8	Other Vehicles	19083	19703	21547	21943	25717	27407	30617	31946
	Total Non-Transport	3757193	4144136	4562013	5025994	5515356	6165158	6684222	7248918
	<b>TRANSPORT VEHICLES</b>								
9	Multi axled/Articulated vehicle	28333	30466	32893	35782	39041	43062	47566	51951
10	Trucks & Lorries	48510	51526	54180	56632	59086	62495	65151	69667
	Total	76843	81992	87073	92414	98127	105557	112717	121618
	<b>LIGHT GOODS VEHICLES</b>								
11	4 Wheelers	40954	49179	56297	63492	70970	79455	87852	98989
12	3 Wheelers	32934	35117	37241	39305	42352	43822	46303	49874
	Total	73888	84296	93538	102797	113322	123277	134155	148863
13	<b>Buses</b>								
a	Stage carriages	12611	13423	14248	14432	14485	14458	16121	16536
b	Contract carriages	658	842	1020	1255	1622	2044	2236	2485
c	Private Service Vehicles	6576	7274	8029	9092	10347	10978	11350	11936
d	Educational Institution Buses	4776	5551	6494	7729	8704	9841	10953	12352
e	Other Buses	4539	4884	5052	5188	5412	5745	5927	5999
	Total	29160	31974	34843	37696	40570	43066	46587	49308
14	<b>Taxis</b>								
a	Motor Cabs	24113	30763	36333	45425	64594	91757	105062	117940
b	Maxi Cabs	21122	23953	26079	28641	32715	35562	37762	40184
c	Other Taxis	1000	2174	3852	6138	10867	13336	14426	15400
	Total	46235	56890	66264	80204	108176	140655	157250	173524
15	<b>Light Motor Vehicles</b>								
a	3 Seaters (A/R)	110377	126590	138470	149944	162932	173584	185344	202033
b	4 to 6 Seaters	23966	24421	25863	27745	30123	32592	33589	38703
	Total	134343	151011	164333	177689	193055	206176	218933	240736
16	<b>Other Vehicles</b>	38470	40877	41993	42936	44271	49191	52339	66972
	Total Transport Vehicles	398939	447040	488044	533736	597541	667922	721981	800971
	<b>GRAND TOTAL (TRANSPORT+NON TRANSPORT)</b>	<b>4156132</b>	<b>4591176</b>	<b>5050057</b>	<b>5559730</b>	<b>6112897</b>	<b>6833080</b>	<b>7406202</b>	<b>8049891</b>

**BENGALURU RURAL**

SL NO	CATEGORY OF VEHICLE	31-03-2012	31-03-2013	31-03-2014	31-03-2015	31-03-2016	31-03-2017	31-03-2018	31-03-2019
	<b>NON-TRANSPORT VEHICLES</b>								
1	Two wheelers	98074	105664	114176	123371	132343	107185	57822	64149
2	Cars	16138	17130	17908	18752	19626	9593	6676	7823
3	Jeeps	135	166	184	184	184	3	11	14
4	Omni Buses	500	500	500	500	501	482	372	387
5	Tractors	4070	4241	4468	4784	4960	4210	1073	1128
6	Trailers	3263	3376	3504	3678	3768	3000	950	983
7	Construction Equipment Vehicles	0	180	182	182	182	100	60	64
8	Other Vehicles	105	159	328	353	688	326	950	1036
	<b>Total Non-Transport</b>	<b>122285</b>	<b>131416</b>	<b>141250</b>	<b>151804</b>	<b>162252</b>	<b>124899</b>	<b>67914</b>	<b>75587</b>
	<b>TRANSPORT VEHICLES</b>								
9	Multi axled/Articulated vehicle	274	361	418	453	478	980	512	914
10	Trucks & Lorries	2476	2581	2655	2729	2784	1943	2442	3399
	<b>Total</b>	<b>2750</b>	<b>2942</b>	<b>3073</b>	<b>3182</b>	<b>3262</b>	<b>2923</b>	<b>2934</b>	<b>4293</b>
	<b>LIGHT GOODS VEHICLES</b>								
11	4 Wheelers	2034	2394	2733	3001	3247	4072	3250	4933
12	3 Wheelers	293	320	368	394	414	1597	2141	2992
	<b>Total</b>	<b>2327</b>	<b>2714</b>	<b>3101</b>	<b>3395</b>	<b>3661</b>	<b>5669</b>	<b>5391</b>	<b>7925</b>
13	<b>Buses</b>								
a	Stage carriages	32	33	36	37	37	28	304	316
b	Contract carriages	68	77	85	86	88	20	25	45
c	Private Service Vehicles	178	187	199	222	240	151	376	518
d	Educational Institution Buses	128	155	192	227	270	423	344	472
e	Other Buses	0	4	6	7	13	35	36	38
	<b>Total</b>	<b>406</b>	<b>456</b>	<b>518</b>	<b>579</b>	<b>648</b>	<b>657</b>	<b>1085</b>	<b>1389</b>
14	<b>Taxies</b>								
a	Motor Cabs	70	96	119	158	212	1584	1156	1537
b	Maxi Cabs	199	232	268	285	301	449	568	816
c	Other Taxies	34	94	106	118	128	124	162	162
	<b>Total</b>	<b>303</b>	<b>422</b>	<b>493</b>	<b>561</b>	<b>641</b>	<b>2157</b>	<b>1900</b>	<b>2529</b>
15	<b>Light Motor Vehicles</b>								
a	3 Seaters (A/R)	686	858	961	1148	1348	2809	1928	2389
b	4 TO 6 Seaters	165	186	205	221	303	120	214	214
	<b>Total</b>	<b>851</b>	<b>1044</b>	<b>1166</b>	<b>1369</b>	<b>1651</b>	<b>2929</b>	<b>2142</b>	<b>2603</b>
16	Other Vehicles	2395	2423	2433	2443	2484	262	480	565
	<b>Total Transport Vehicles</b>	<b>9032</b>	<b>10001</b>	<b>10784</b>	<b>11529</b>	<b>12347</b>	<b>14597</b>	<b>13957</b>	<b>19313</b>
	<b>GRAND TOTAL (TRANSPORT+NONTRANSPORT)</b>	<b>131317</b>	<b>141417</b>	<b>152034</b>	<b>163333</b>	<b>174599</b>	<b>141011</b>	<b>81871</b>	<b>94895</b>



## TUMKUR

SL NO	CATEGORY OF VEHICLE	31-03-2012	31-03-2013	31-03-2014	31-03-2015	31-03-2016	31-03-2017	31-03-2018	31-03-2019
	<b>NON-TRANSPORT VEHICLES</b>								
1	Two wheelers	271243	306134	345281	393536	444391	493523	542901	592844
2	Cars	15471	18003	20349	23570	26996	30882	34569	39218
3	Jeeps	35	35	37	38	38	39	39	39
4	Omni Buses	1010	1010	1010	1010	1010	1010	1010	1018
5	Tractors	19327	20462	21640	22909	24638	26534	28173	30753
6	Trailers	14777	15717	16628	18066	20057	22853	24337	26397
7	Construction Equipment Vehicles	448	474	474	474	474	485	485	530
8	Other Vehicles	2075	2135	2156	2199	2273	2441	2542	2574
	Total Non-Transport	324386	363970	407575	461802	519877	577767	634056	693373
	<b>TRANSPORT VEHICLES</b>								
9	Multi axled/Articulated vehicle	488	574	587	607	621	708	771	1042
10	Trucks & Lorries	2370	2666	2903	3126	3369	3548	3679	4254
	Total	2858	3240	3490	3733	3990	4256	4448	5294
	<b>LIGHT GOODS VEHICLES</b>								
11	4 Wheelers	2837	3482	4092	4779	5544	6406	7400	8229
12	3 Wheelers	3241	3949	4692	5470	6130	6297	6476	6750
	Total	6078	7431	8784	10249	11695	12719	13892	14997
13	Buses								
a	Stage carriages	610	813	835	869	882	887	888	891
b	Contract carriages	67	70	75	76	80	81	81	81
c	Private Service Vehicles	101	101	114	114	122	122	122	122
d	Educational Institution Buses	205	254	304	357	431	520	662	809
e	Other Buses	136	141	141	141	143	144	144	148
	Total	1119	1379	1469	1557	1658	1751	1891	2043
14	Taxis								
a	Motor Cabs	1286	1290	1294	1456	1656	1876	2212	2598
b	Maxi Cabs	458	620	724	827	901	947	994	1110
c	Other Taxis	20	228	452	657	1395	2154	2356	2477
	Total	1764	2138	2470	2940	3952	4977	5562	6163
15	Light Motor Vehicles								
a	3 Seaters (A/R)	8103	9045	9982	11029	12225	13924	15652	17199
b	4 to 6 Seaters	503	555	573	586	586	586	586	603
	Total	8606	9600	10555	11615	12811	14510	16238	17802
16	Other Vehicles	2217	2328	2378	2431	2729	2945	3060	3111
	Total Transport Vehicles	22642	26116	29146	32525	36835	41158	45091	49616
	<b>GRAND TOTAL (TRANSPORT+NONTRANSPORT)</b>	<b>347028</b>	<b>390086</b>	<b>436721</b>	<b>494327</b>	<b>554675</b>	<b>618925</b>	<b>679147</b>	<b>743705</b>

**KOLAR**

SL NO	CATEGORY OF VEHICLE	31-03-2012	31-03-2013	31-03-2014	31-03-2015	31-03-2016	31-03-2017	31-03-2018	31-03-2019
	NON-TRANSPORT VEHICLES								
1	Two wheelers	120813	136359	154669	174198	192131	214164	235378	254417
2	Cars	9715	10825	11893	13107	14771	16043	17517	18844
3	Jeeps	321	321	321	321	378	378	378	378
4	Omni Buses	565	672	791	924	1062	1312	1669	1948
5	Tractors	13542	14306	15304	15804	16355	16855	17435	18083
6	Trailers	6255	6911	7576	7973	8424	8813	9265	9694
7	Construction Equipment Vehicles	400	477	477	477	477	477	477	488
8	Other Vehicles	1050	1050	1050	1053	1268	1268	1295	1416
	Total Non-Transport	152663	170921	192081	213857	234866	259310	283414	304103
	TRANSPORT VEHICLES								
9	Multi axled/Articulated vehicle	344	421	509	581	665	763	873	953
10	Trucks & Lorries	3260	3467	3635	3802	3990	4213	4324	4460
	Total	3604	3888	4144	4383	4655	4976	5197	5413
	LIGHT GOODS VEHICLES								
11	4 Wheelers	2248	2787	3693	4193	4625	5127	5710	6357
12	3 Wheelers	2322	2492	2632	2846	2991	3094	3133	3217
	Total	4570	5279	6325	7039	7616	8221	8843	9574
13	Buses								
a	Stage carriages	151	227	241	247	251	256	256	259
b	Contract carriages	16	20	22	22	22	22	22	22
c	Private Service Vehicles	10	10	17	20	20	39	43	47
d	Educational Institution Buses	375	444	487	543	720	780	848	897
e	Other Buses	67	67	72	73	74	74	80	80
	Total	619	768	839	905	1087	1171	1249	1305
14	Taxis								
a	Motor Cabs	1688	1898	2138	2346	2872	3278	3519	3719
b	Maxi Cabs	658	718	825	896	968	993	1010	1016
c	Other Taxis	0	2	2	2	12	12	13	13
	Total	2346	2618	2965	3244	3852	4283	4542	4748
15	Light Motor Vehicles								
a	3 Seaters (A/R)	4998	5368	5756	6172	6391	6753	7157	7465
b	4 to 6 Seaters	231	255	264	268	281	281	281	295
	Total	5229	5623	6020	6440	6672	7034	7438	7760
16	Other Vehicles	205	207	216	222	265	265	265	274
	Total Transport Vehicles	16573	18383	20509	22233	24142	25950	27534	29074
	GRAND TOTAL (TRANSPORT+NONTRANSPORT)	169236	189304	212590	236090	259008	285260	310948	334221

**CHIKKABALLAPUR**

SL NO	CATEGORY OF VEHICLE	31-03-2012	31-03-2013	31-03-2014	31-03-2015	31-03-2016	31-03-2017	31-03-2018	31-03-2019
	NON-TRANSPORT VEHICLES								
<b>1</b>	Two wheelers	70842	83011	95952	110356	122938	<b>137784</b>	<b>154190</b>	<b>170096</b>
<b>2</b>	Cars	4435	4942	5719	6569	7367	<b>8109</b>	<b>9030</b>	<b>10116</b>
<b>3</b>	Jeeps	123	123	126	128	140	<b>141</b>	<b>142</b>	<b>142</b>
<b>4</b>	Omni Buses	1289	1290	1305	1305	1431	<b>1691</b>	<b>1959</b>	<b>2139</b>
<b>5</b>	Tractors	8097	8855	9500	1077	10709	<b>11411</b>	<b>12071</b>	<b>12731</b>
<b>6</b>	Trailers	4675	5236	5737	6127	6456	<b>6859</b>	<b>7147</b>	<b>7465</b>
<b>7</b>	Construction Equipment Vehicles	173	230	234	237	237	<b>237</b>	<b>237</b>	<b>256</b>
<b>8</b>	Other Vehicles	568	791	965	991	1280	<b>1384</b>	<b>1453</b>	<b>1488</b>
	Total Non-Transport	90202	104478	119538	135790	150558	<b>167616</b>	<b>186229</b>	<b>204433</b>
	TRANSPORT VEHICLES								
<b>9</b>	Multi axled/Articulated vehicle	505	507	514	514	647	<b>793</b>	<b>880</b>	<b>1026</b>
<b>10</b>	Trucks & Lorries	1912	2064	2193	2386	2565	<b>2642</b>	<b>2690</b>	<b>2880</b>
	Total	2417	2571	2707	2900	3212	<b>3435</b>	<b>3570</b>	<b>3908</b>
	LIGHT GOODS VEHICLES								
<b>11</b>	4 Wheelers	1126	1633	2069	2523	2904	<b>3349</b>	<b>3810</b>	<b>4269</b>
<b>12</b>	3 Wheelers	364	410	465	527	571	<b>636</b>	<b>706</b>	<b>902</b>
	Total	1490	2043	2534	3050	3475	<b>3985</b>	<b>4516</b>	<b>5171</b>
<b>13</b>	Buses								
<b>a</b>	Stage carriages	474	724	752	764	773	<b>775</b>	<b>780</b>	<b>781</b>
<b>b</b>	Contract carriages	29	34	46	47	47	<b>47</b>	<b>47</b>	<b>47</b>
<b>c</b>	Private Service Vehicles	11	11	12	14	18	<b>19</b>	<b>19</b>	<b>21</b>
<b>d</b>	Educational Institution Buses	166	190	224	267	314	<b>366</b>	<b>420</b>	<b>483</b>
<b>e</b>	Other Buses	56	56	66	85	121	<b>207</b>	<b>348</b>	<b>377</b>
	Total	736	1015	1100	1177	1273	<b>1414</b>	<b>1614</b>	<b>1709</b>
<b>14</b>	Taxis								
<b>a</b>	Motor Cabs	802	937	1015	1135	1438	<b>1730</b>	<b>1960</b>	<b>2288</b>
<b>b</b>	Maxi Cabs	519	599	670	746	795	<b>819</b>	<b>845</b>	<b>910</b>
<b>c</b>	Other Taxis	9	9	9	9	9	<b>9</b>	<b>9</b>	<b>12</b>
	Total	1330	1545	1694	1890	2242	<b>2558</b>	<b>2814</b>	<b>3218</b>
<b>15</b>	Light Motor Vehicles								
<b>a</b>	3 Seaters (A/R)	2183	2660	2948	3268	3480	<b>3840</b>	<b>4074</b>	<b>4247</b>
<b>b</b>	4 to 6 Seaters	363	367	388	397	409	<b>416</b>	<b>445</b>	<b>534</b>
	Total	2546	3027	3336	3665	3889	<b>4256</b>	<b>4519</b>	<b>4781</b>
<b>16</b>	Other Vehicles	718	855	1055	1143	1209	<b>1285</b>	<b>1323</b>	<b>1435</b>
	Total Transport Vehicles	9237	11056	12426	13825	15300	<b>16933</b>	<b>18356</b>	<b>20894</b>
	GRAND TOTAL (TRANSPORT+NONTRANSPORT)	<b>99439</b>	<b>115534</b>	<b>131964</b>	<b>149615</b>	<b>165858</b>	<b>184549</b>	<b>204585</b>	<b>225414</b>

## RAMNAGAR

SL NO	CATEGORY OF VEHICLE	31-03-2012	31-03-2013	31-03-2014	31-03-2015	31-03-2016	31-03-2017	31-03-2018	31-03-2019
	NON-TRANSPORT VEHICLES								
1	Two wheelers	179956	190525	201726	215394	227876	239767	252980	268950
2	Cars	23297	24120	24946	25960	27031	28085	29594	30978
3	Jeeps	480	480	502	503	503	503	503	503
4	Omni Buses	1413	1413	1413	1413	1413	1417	1417	1417
5	Tractors	9715	10103	10382	10706	11051	11407	11767	12034
6	Trailers	2046	2380	2628	2918	3155	3379	3612	3772
7	Construction Equipment Vehicles	230	230	230	230	230	230	230	251
8	Other Vehicles	2415	2444	2556	2740	2786	2883	2936	2988
	Total Non-Transport	219552	231695	244383	259864	274045	287671	303039	320878
	TRANSPORT VEHICLES								
9	Multi axled/Articulated vehicle	1181	1205	1219	1268	1367	1462	1505	1586
10	Trucks & Lorries	3807	4063	4230	4334	4486	4597	4650	4735
	Total	4988	5268	5449	5602	5853	6059	6155	6321
	LIGHT GOODS VEHICLES								
11	4 Wheelers	4830	5092	5440	5864	6199	6516	6827	7281
12	3 Wheelers	4384	4707	4837	4945	5053	5188	5284	5476
	Total	9214	9799	10277	10809	11252	11704	12111	12757
13	Buses								
a	Stage carriages	854	1463	1464	1455	1465	1465	1467	1476
b	Contract carriages	18	55	78	78	108	110	112	112
c	Private Service Vehicles	136	266	295	325	355	365	420	423
d	Educational Institution Buses	1610	1644	1676	1706	1787	1814	1850	1886
e	Other Buses	508	508	572	590	598	844	844	844
	Total	3126	3936	4085	4164	4313	4598	4693	4741
14	Taxis								
a	Motor Cabs	6621	6864	7129	7315	7963	8367	8681	8970
b	Maxi Cabs	3026	3083	3150	3175	3201	3216	3243	3257
c	Other Taxis	649	650	650	650	650	650	650	650
	Total	10296	10597	10929	11140	11814	12233	12574	12877
15	Light Motor Vehicles								
a	3 Seaters (A/R)	6173	6558	6927	7252	7614	7844	7979	8299
b	4 to 6 Seaters	312	312	312	312	312	312	312	312
	Total	6485	6870	7239	7564	7926	8156	8291	8611
16	Other Vehicles	2176	2201	2237	2252	2279	2286	2291	2296
	Total Transport Vehicles	36285	38671	40216	41531	43437	45036	46115	47603
	GRAND TOTAL (TRANSPORT+NONTRANSPORT)	255837	270366	284599	301395	317482	332707	349154	368481

**MYSURU**

SL NO	CATEGORY OF VEHICLE	31-03-2012	31-03-2013	31-03-2014	31-03-2015	31-03-2016	31-03-2017	31-03-2018	31-03-2019
	NON-TRANSPORT VEHICLES								
1	Two wheelers	486628	531547	585971	648239	704724	<b>768704</b>	<b>832025</b>	<b>899283</b>
2	Cars	53314	59604	65505	72665	79984	<b>88318</b>	<b>97031</b>	<b>105065</b>
3	Jeeps	1424	1424	1425	1439	1456	<b>1457</b>	<b>1461</b>	<b>1461</b>
4	Omni Buses	3389	3389	3394	3417	3418	<b>3418</b>	<b>3418</b>	<b>3420</b>
5	Tractors	14867	15658	16828	17817	18906	<b>20112</b>	<b>21537</b>	<b>23101</b>
6	Trailers	6984	7519	8052	8621	9100	<b>9598</b>	<b>10064</b>	<b>10304</b>
7	Construction Equipment Vehicles	0	0	26	26	26	<b>26</b>	<b>26</b>	<b>64</b>
8	Other Vehicles	3066	3066	3075	3136	7178	<b>7258</b>	<b>7347</b>	<b>7462</b>
	Total Non-Transport	569672	622207	684276	755360	824792	<b>898891</b>	<b>972909</b>	<b>1050160</b>
	TRANSPORT VEHICLES					0			
9	Multi axled/Articulated vehicle	357	406	475	660	744	<b>810</b>	<b>887</b>	<b>1055</b>
10	Trucks & Lorries	9647	10287	10578	10869	11194	<b>11444</b>	<b>11632</b>	<b>11910</b>
	Total	10004	10693	11053	11529	11938	<b>12254</b>	<b>12519</b>	<b>12965</b>
	LIGHT GOODS VEHICLES					0			
11	4 Wheelers	6499	7859	8912	10260	11822	<b>13086</b>	<b>14754</b>	<b>16696</b>
12	3 Wheelers	1154	2110	2817	3921	4781	<b>5513</b>	<b>6104</b>	<b>6785</b>
	Total	7653	9969	11729	14181	16603	<b>18599</b>	<b>20858</b>	<b>23481</b>
13	Buses					0			
a	Stage carriages	2152	2335	2522	2637	2671	<b>2675</b>	<b>2778</b>	<b>2794</b>
b	Contract carriages	23	25	27	29	32	<b>36</b>	<b>36</b>	<b>39</b>
c	Private Service Vehicles	153	191	213	228	247	<b>256</b>	<b>274</b>	<b>288</b>
d	Educational Institution Buses	443	456	532	609	691	<b>801</b>	<b>912</b>	<b>1015</b>
e	Other Buses	47	53	53	53	54	<b>72</b>	<b>72</b>	<b>81</b>
	Total	2818	3060	3347	3556	3695	<b>3840</b>	<b>4072</b>	<b>4217</b>
14	Taxies					0			
a	Motor Cabs	2601	3061	3475	4074	4774	<b>5734</b>	<b>6413</b>	<b>7093</b>
b	Maxi Cabs	1243	1554	1847	2138	2326	<b>2471</b>	<b>2568</b>	<b>2654</b>
c	Other Taxies	15	15	15	15	15	<b>15</b>	<b>15</b>	<b>15</b>
	Total	3859	4630	5337	6227	7115	<b>8220</b>	<b>8996</b>	<b>9762</b>
15	Light Motor Vehicles					0			
a	3 Seaters (A/R)	10255	10925	11579	12178	12840	<b>13848</b>	<b>15142</b>	<b>17203</b>
b	4 to 6 Seaters	341	341	351	356	357	<b>357</b>	<b>357</b>	<b>357</b>
	Total	10596	11266	11930	12534	13197	<b>14205</b>	<b>15499</b>	<b>17560</b>
16	Other Vehicles	6827	6831	6864	6937	7137	<b>7228</b>	<b>7246</b>	<b>7305</b>
	Total Transport Vehicles	<b>41757</b>	<b>46449</b>	<b>50260</b>	<b>54964</b>	<b>59685</b>	<b>64346</b>	<b>69190</b>	<b>75290</b>
	GRAND TOTAL (TRANSPORT+NON TRANSPORT)	<b>611429</b>	<b>668656</b>	<b>734536</b>	<b>810324</b>	<b>884477</b>	<b>963237</b>	<b>1042099</b>	<b>1125450</b>

## MANDYA

SL NO	CATEGORY OF VEHICLE	31-03-2012	31-03-2013	31-03-2014	31-03-2015	31-03-2016	31-03-2017	31-03-2018	31-03-2019
	NON-TRANSPORT VEHICLES								
1	Two wheelers	140182	159155	178779	202162	227541	252808	280704	309805
2	Cars	8731	9463	10406	11477	12744	14382	16113	17884
3	Jeeps	280	280	282	292	303	308	310	310
4	Omni Buses	296	314	314	314	315	354	354	354
5	Tractors	8124	8693	9265	9972	10738	11589	12338	13385
6	Trailers	6435	6943	7368	7967	8569	9119	9499	9737
7	Construction Equipment Vehicles	34	82	82	82	98	105	105	107
8	Other Vehicles	2138	2139	2169	2196	2403	2429	2455	2489
	Total Non-Transport	166220	187069	208665	234462	262711	291094	321878	354071
	TRANSPORT VEHICLES								
9	Multi axled/Articulated vehicle	268	286	290	293	293	293	293	293
10	Trucks & Lorries	3920	4760	4959	5153	5368	5760	5866	6470
	Total	4188	5046	5249	5446	5661	6053	6159	6763
	LIGHT GOODS VEHICLES								
11	4 Wheelers	2119	2659	3313	3897	4465	4836	5292	6183
12	3 Wheelers	3833	4048	4432	4809	5498	5924	6495	6749
	Total	5952	6707	7745	8706	9963	10760	11787	12932
13	Buses								
a	Stage carriages	170	294	243	327	385	494	623	654
b	Contract carriages	20	22	23	23	23	23	23	25
c	Private Service Vehicles	57	61	61	61	62	62	62	63
d	Educational Institution Buses	120	124	133	151	166	187	198	234
e	Other Buses	8	8	10	12	19	19	19	23
	Total	375	419	470	576	655	785	925	999
14	Taxies								
a	Motor Cabs	1202	1349	1556	1806	2334	2989	3293	3556
b	Maxi Cabs	1125	1203	1338	1533	1826	1995	2134	2226
c	Other Taxies	9	61	61	61	61	61	61	80
	Total	2336	2613	2955	3400	4221	5045	5488	5862
15	Light Motor Vehicles								
a	3 Seaters (A/R)	3960	4380	4755	5287	5700	6172	6544	6845
b	4 to 6 Seaters	212	327	415	419	436	436	437	437
	Total	4172	4707	5170	5706	6136	6608	6981	7282
16	Other Vehicles	3268	3419	3431	3432	3515	3668	3675	3808
	Total Transport Vehicles	20291	22911	25020	27266	30151	32919	35015	37646
	GRAND TOTAL (TRANSPORT+NONTRANSPORT)	186511	209980	233685	261728	292862	324013	356893	391717

**MADIKERI**

SL NO	CATEGORY OF VEHICLE	31-03-2012	31-03-2013	31-03-2014	31-03-2015	31-03-2016	31-03-2017	31-03-2018	31-03-2019
	NON-TRANSPORT VEHICLES								
1	Two wheelers	46172	50904	56640	62860	70332	76759	83511	89488
2	Cars	17980	20344	22342	24302	26605	28987	31639	33966
3	Jeeps	4911	4911	4911	4911	4939	4948	4961	4979
4	Omni Buses	3672	4232	4737	5268	5998	6373	6708	6957
5	Tractors	6272	6385	6506	6599	6712	6835	6941	7041
6	Trailers	3676	3805	3965	4083	4204	4317	4388	4414
7	Construction Equipment Vehicles	0	0	6	7	7	7	7	7
8	Other Vehicles	1976	2007	2109	2165	2254	2254	2259	2279
	Total Non-Transport	84659	92588	101216	110195	121051	130480	140414	149131
	TRANSPORT VEHICLES								
9	Multi axled/Articulated vehicle	344	344	345	346	347	347	347	347
10	Trucks & Lorries	2273	2465	2576	2650	2928	3115	3223	3359
	Total	2617	2809	2921	2996	3275	3462	3570	3706
	LIGHT GOODS VEHICLES								
11	4 Wheelers	933	1740	2322	2891	3241	3619	4083	4288
12	3 Wheelers	1958	2027	2052	2054	2054	2100	2138	2203
	Total	2891	3767	4374	4945	5295	5719	6221	6491
13	Buses								
a	Stage carriages	218	225	226	226	226	226	226	226
b	Contract carriages	6	11	15	19	20	21	21	21
c	Private Service Vehicles	40	40	43	44	44	46	47	53
d	Educational Institution Buses	212	234	255	278	311	331	348	374
e	Other Buses	23	23	23	23	23	25	25	25
	Total	499	534	562	590	624	649	669	701
14	Taxis								
a	Motor Cabs	1598	1760	1922	2015	2125	2222	2335	2419
b	Maxi Cabs	1128	1160	1195	1222	1255	1268	1290	1397
c	Other Taxis	0	0	0	0	0	0	0	0
	Total	2726	2920	3117	3237	3380	3490	3625	3816
15	Light Motor Vehicles								
a	3 Seaters (A/R)	2737	3911	4663	5461	6132	6695	7367	7946
b	4 to 6 Seaters	425	425	428	431	432	448	448	448
	Total	3162	4336	5091	5892	6564	7143	7815	8394
16	Other Vehicles	623	652	663	664	689	733	759	773
	Total Transport Vehicles	12518	15018	16728	18324	19827	21196	22659	23881
	GRAND TOTAL (TRANSPORT+NONTRANSPORT)	97177	107606	117944	128519	140878	151676	163073	173012

**CHAMRAJNAGAR**

SL NO	CATEGORY OF VEHICLE	31-03-2012	31-03-2013	31-03-2014	31-03-2015	31-03-2016	31-03-2017	31-03-2018	31-03-2019
	<b>NON-TRANSPORT VEHICLES</b>								
1	Two wheelers	62609	70844	79561	90260	101656	<b>114198</b>	<b>127821</b>	<b>146773</b>
2	Cars	3534	3923	4240	4652	5089	<b>5615</b>	<b>6184</b>	<b>7278</b>
3	Jeeps	295	295	295	295	295	<b>295</b>	<b>295</b>	<b>295</b>
4	Omni Buses	194	194	194	194	194	<b>194</b>	<b>194</b>	<b>194</b>
5	Tractors	2486	2713	2957	3090	3379	<b>3685</b>	<b>4146</b>	<b>4666</b>
6	Trailers	1932	2068	2134	2194	2286	<b>2366</b>	<b>2455</b>	<b>2533</b>
7	Construction Equipment Vehicles	0	0	0	0	0	<b>0</b>	<b>0</b>	<b>0</b>
8	Other Vehicles	284	295	301	337	641	<b>652</b>	<b>661</b>	<b>684</b>
	Total Non-Transport	71334	80332	89682	101022	113540	<b>127005</b>	<b>141756</b>	<b>162373</b>
	<b>TRANSPORT VEHICLES</b>								
9	Multi axled/Articulated vehicle	96	96	269	373	373	<b>399</b>	<b>458</b>	<b>565</b>
10	Trucks & Lorries	303	351	427	509	554	<b>599</b>	<b>632</b>	<b>669</b>
	Total	399	447	696	882	927	<b>998</b>	<b>1090</b>	<b>1234</b>
	<b>LIGHT GOODS VEHICLES</b>								
11	4 Wheelers	2496	2867	2956	3136	3439	<b>3697</b>	<b>4038</b>	<b>4647</b>
12	3 Wheelers	1350	1687	2036	2359	2684	<b>2969</b>	<b>3273</b>	<b>3443</b>
	Total	3846	4554	4992	5495	6123	<b>6666</b>	<b>7311</b>	<b>8090</b>
13	<b>Buses</b>								
a	Stage carriages	100	139	184	198	198	<b>203</b>	<b>204</b>	<b>204</b>
b	Contract carriages	9	14	18	18	20	<b>20</b>	<b>20</b>	<b>20</b>
c	Private Service Vehicles	36	36	38	42	42	<b>42</b>	<b>42</b>	<b>43</b>
d	Educational Institution Buses	6	8	9	10	10	<b>28</b>	<b>42</b>	<b>53</b>
e	Other Buses	10	10	10	37	42	<b>112</b>	<b>173</b>	<b>194</b>
	Total	161	207	259	305	312	<b>405</b>	<b>481</b>	<b>514</b>
14	<b>Taxies</b>								
a	Motor Cabs	585	666	744	792	805	<b>813</b>	<b>813</b>	<b>890</b>
b	Maxi Cabs	318	318	392	441	473	<b>498</b>	<b>526</b>	<b>556</b>
c	Other Taxies	10	10	10	10	16	<b>16</b>	<b>16</b>	<b>16</b>
	Total	913	994	1146	1243	1294	<b>1327</b>	<b>1355</b>	<b>1462</b>
15	<b>Light Motor Vehicles</b>								
a	3 Seaters (A/R)	1627	1851	1981	2150	2318	<b>2457</b>	<b>2530</b>	<b>2759</b>
b	4 to 6 Seaters	198	198	202	223	305	<b>480</b>	<b>585</b>	<b>701</b>
	Total	1825	2049	2183	2373	2623	<b>2937</b>	<b>3115</b>	<b>3460</b>
16	Other Vehicles	757	831	863	876	888	<b>890</b>	<b>896</b>	<b>906</b>
	Total Transport Vehicles	<b>7901</b>	<b>9082</b>	<b>10139</b>	<b>11174</b>	<b>12167</b>	<b>13223</b>	<b>14248</b>	<b>15666</b>
	<b>GRAND TOTAL (TRANSPORT+NONTRANSPORT)</b>	<b>79235</b>	<b>89414</b>	<b>99821</b>	<b>112196</b>	<b>125707</b>	<b>140228</b>	<b>156004</b>	<b>178039</b>



**HASSAN**

SL NO	CATEGORY OF VEHICLE	31-03-2012	31-03-2013	31-03-2014	31-03-2015	31-03-2016	31-03-2017	31-03-2018	31-03-2019
	<b>NON-TRANSPORT VEHICLES</b>								
1	Two wheelers	156004	176306	198595	226022	252082	<b>279315</b>	<b>304888</b>	<b>332865</b>
2	Cars	17268	19329	21293	23632	26230	<b>28868</b>	<b>31679</b>	<b>34747</b>
3	Jeeps	952	961	1011	1011	1014	<b>1014</b>	<b>1021</b>	<b>1021</b>
4	Omni Buses	1198	1202	1202	1203	1232	<b>1237</b>	<b>1250</b>	<b>1288</b>
5	Tractors	16224	17409	18716	20152	21617	<b>23091</b>	<b>24129</b>	<b>26023</b>
6	Trailers	10110	11087	12071	13134	14127	<b>15138</b>	<b>15753</b>	<b>16243</b>
7	Construction Equipment Vehicles	298	298	394	475	527	<b>572</b>	<b>578</b>	<b>642</b>
8	Other Vehicles	1552	1730	1898	2019	4858	<b>5062</b>	<b>5217</b>	<b>5350</b>
	Total Non-Transport	203606	228322	255180	287648	321687	<b>354297</b>	<b>384515</b>	<b>418179</b>
	<b>TRANSPORT VEHICLES</b>								
9	Multi axled/Articulated vehicle	613	615	707	867	968	<b>1008</b>	<b>1042</b>	<b>1136</b>
10	Trucks & Lorries	2900	3322	3653	3838	4040	<b>4278</b>	<b>4433</b>	<b>4646</b>
	Total	3513	3937	4360	4705	5008	<b>5286</b>	<b>5475</b>	<b>5782</b>
	<b>LIGHT GOODS VEHICLES</b>								
11	4 Wheelers	3530	4361	5133	6020	6848	<b>7546</b>	<b>8329</b>	<b>9568</b>
12	3 Wheelers	3107	3424	3772	4046	4225	<b>4434</b>	<b>4602</b>	<b>4777</b>
	Total	6637	7785	8905	10066	11073	<b>11980</b>	<b>12931</b>	<b>14345</b>
13	<b>Buses</b>								
a	Stage carriages	1087	1143	1204	1272	1363	<b>1407</b>	<b>1519</b>	<b>1547</b>
b	Contract carriages	23	23	24	27	28	<b>29</b>	<b>30</b>	<b>33</b>
c	Private Service Vehicles	37	37	42	47	52	<b>54</b>	<b>60</b>	<b>60</b>
d	Educational Institution Buses	27	59	98	145	176	<b>236</b>	<b>310</b>	<b>385</b>
e	Other Buses	20	20	22	23	24	<b>84</b>	<b>90</b>	<b>90</b>
	Total	1194	1282	1390	1514	1643	<b>1810</b>	<b>2009</b>	<b>2115</b>
14	<b>Taxis</b>								
a	Motor Cabs	1533	1577	1659	1928	2826	<b>3870</b>	<b>4230</b>	<b>4626</b>
b	Maxi Cabs	1163	1399	1606	1777	2027	<b>2169</b>	<b>2249</b>	<b>2336</b>
c	Other Taxis	10	296	602	756	759	<b>759</b>	<b>759</b>	<b>759</b>
	Total	2706	3272	3867	4461	5612	<b>6798</b>	<b>7238</b>	<b>7721</b>
15	<b>Light Motor Vehicles</b>								
a	3 Seaters (A/R)	3850	4345	4816	5390	5892	<b>6385</b>	<b>6725</b>	<b>7096</b>
b	4 TO 6 Seaters	345	345	345	345	346	<b>346</b>	<b>348</b>	<b>355</b>
	Total	4195	4690	5161	5735	6238	<b>6731</b>	<b>7073</b>	<b>7451</b>
16	Other Vehicles	927	930	932	949	1094	<b>1151</b>	<b>1164</b>	<b>1218</b>
	Total Transport Vehicles	<b>19172</b>	<b>21896</b>	<b>24615</b>	<b>27430</b>	<b>30668</b>	<b>33756</b>	<b>35890</b>	<b>38632</b>
	<b>GRAND TOTAL (TRANSPORT+NONTRANSPORT)</b>	<b>222778</b>	<b>250218</b>	<b>279795</b>	<b>315078</b>	<b>352355</b>	<b>388053</b>	<b>420405</b>	<b>456811</b>

## SHIVAMOGGA

SL NO	CATEGORY OF VEHICLE	31-03-2012	31-03-2013	31-03-2014	31-03-2015	31-03-2016	31-03-2017	31-03-2018	31-03-2019
	NON-TRANSPORT VEHICLES								
1	Two wheelers	247505	273842	302572	335682	369884	400834	434335	472797
2	Cars	19286	21510	24264	27756	31431	35377	39629	44000
3	Jeeps	1478	1478	1499	1540	1590	1602	1704	1757
4	Omni Buses	1010	1010	1031	1071	1115	1174	1208	1219
5	Tractors	12900	13722	14714	15790	17019	17941	18827	20019
6	Trailers	9099	9547	10096	10745	11409	11957	12382	12854
7	Construction Equipment Vehicles	827	830	967	1202	1699	1805	1887	1967
8	Other Vehicles	5556	5684	5829	6211	7711	7802	7876	7997
	Total Non-Transport	297661	327623	360972	399994	441858	478492	517848	562610
	TRANSPORT VEHICLES								
9	Multi axled/Articulated vehicle	1144	1166	1252	1283	1338	1369	1373	1386
10	Trucks & Lorries	6685	6907	7180	7362	7567	7873	8350	8605
	Total	7829	8073	8432	8645	8905	9226	9707	9974
	LIGHT GOODS VEHICLES								
11	4 Wheelers	1752	2413	3082	4100	4872	5383	5785	6713
12	3 Wheelers	799	980	1159	1384	1551	1796	1858	2050
	Total	2551	3393	4241	5484	6423	7140	7604	8724
13	Buses								
a	Stage carriages	375	418	441	462	489	502	528	590
b	Contract carriages	23	23	24	24	29	92	103	109
c	Private Service Vehicles	192	193	197	199	202	282	282	285
d	Educational Institution Buses	66	70	70	70	77	105	121	132
e	Other Buses	4	4	4	4	87	127	129	131
	Total	660	708	736	759	884	1108	1163	1247
14	Taxis								
a	Motor Cabs	1292	1421	1619	1945	2303	2584	2997	3275
b	Maxi Cabs	642	877	1054	1189	1312	1408	1438	1461
c	Other Taxis	9	9	9	9	16	24	25	26
	Total	1943	2307	2682	3143	3631	4016	4460	4762
15	Light Motor Vehicles								
a	3 Seaters (A/R)	4450	5126	5581	6115	6541	7008	7544	8029
b	4 to 6 Seaters	939	939	944	945	945	945	956	956
	Total	5389	6065	6525	7060	7486	7953	8500	8985
16	Other Vehicles	2168	2381	3018	3334	3580	3899	3996	4157
	Total Transport Vehicles	20540	22927	25634	28425	30844	33342	35430	37848
	GRAND TOTAL (TRANSPORT+NONTRANSPORT)	318201	350550	386606	428419	472702	511834	553278	600458

**CHITRADURGA**

SL NO	CATEGORY OF VEHICLE	31-03-2012	31-03-2013	31-03-2014	31-03-2015	31-03-2016	31-03-2017	31-03-2018	31-03-2019
	<b>NON-TRANSPORT VEHICLES</b>								
1	Two wheelers	109131	121242	139306	157538	176540	<b>196114</b>	<b>213572</b>	<b>235823</b>
2	Cars	6568	7379	8416	9628	9628	<b>9628</b>	<b>9628</b>	<b>9628</b>
3	Jeeps	835	835	837	841	842	<b>842</b>	<b>842</b>	<b>842</b>
4	Omni Buses	455	478	499	499	499	<b>501</b>	<b>502</b>	<b>502</b>
5	Tractors	11866	12801	14115	15448	17082	<b>18587</b>	<b>19584</b>	<b>21074</b>
6	Trailers	7696	8230	9081	9962	10939	<b>11711</b>	<b>12190</b>	<b>12580</b>
7	Construction Equipment Vehicles	161	161	173	173	173	<b>209</b>	<b>234</b>	<b>243</b>
8	Other Vehicles	1585	1649	1708	1742	4198	<b>4201</b>	<b>4205</b>	<b>4221</b>
	Total Non-Transport	138297	152775	174135	195831	221350	<b>243346</b>	<b>263882</b>	<b>289706</b>
	<b>TRANSPORT VEHICLES</b>								
9	Multi axled/Articulated vehicle	1076	1174	1321	1506	1711	<b>1757</b>	<b>1773</b>	<b>2089</b>
10	Trucks & Lorries	8639	8714	8786	8822	8883	<b>9083</b>	<b>9229</b>	<b>9514</b>
	Total	9715	9888	10107	10328	10594	<b>10840</b>	<b>11002</b>	<b>11603</b>
	<b>LIGHT GOODS VEHICLES</b>						<b>0</b>		
11	4 Wheelers	3620	4120	4827	5498	5963	<b>6112</b>	<b>6371</b>	<b>7378</b>
12	3 Wheelers	2539	2788	3142	3324	3752	<b>4385</b>	<b>5057</b>	<b>5349</b>
	Total	6159	6908	7969	8822	9715	<b>10497</b>	<b>11428</b>	<b>12727</b>
13	<b>Buses</b>								
a	Stage carriages	79	113	131	132	132	<b>133</b>	<b>133</b>	<b>137</b>
b	Contract carriages	23	23	23	23	23	<b>27</b>	<b>28</b>	<b>34</b>
c	Private Service Vehicles	263	263	265	265	330	<b>336</b>	<b>340</b>	<b>345</b>
d	Educational Institution Buses	10	10	11	11	11	<b>11</b>	<b>12</b>	<b>42</b>
e	Other Buses	2	2	2	2	4	<b>4</b>	<b>10</b>	<b>12</b>
	Total	377	411	432	433	500	<b>511</b>	<b>523</b>	<b>570</b>
14	<b>Taxies</b>								
a	Motor Cabs	2299	2456	2764	3026	3395	<b>3722</b>	<b>4029</b>	<b>4575</b>
b	Maxi Cabs	1879	2027	2294	2447	2588	<b>2679</b>	<b>2737</b>	<b>2818</b>
c	Other Taxies	0	0	12	12	12	<b>12</b>	<b>12</b>	<b>12</b>
	Total	4178	4483	5070	5485	5995	<b>6413</b>	<b>6778</b>	<b>7405</b>
15	<b>Light Motor Vehicles</b>								
a	3 Seaters (A/R)	3473	3910	4324	4894	5292	<b>5648</b>	<b>5944</b>	<b>6904</b>
b	4 TO 6 Seaters	286	286	293	293	294	<b>294</b>	<b>294</b>	<b>304</b>
	Total	3759	4196	4617	5187	5586	<b>5942</b>	<b>6238</b>	<b>7208</b>
16	Other Vehicles	991	1206	5139	5267	5466	<b>5574</b>	<b>5633</b>	<b>5680</b>
	Total Transport Vehicles	<b>25179</b>	<b>27092</b>	<b>33334</b>	<b>35522</b>	<b>37856</b>	<b>39777</b>	<b>41602</b>	<b>45193</b>
	<b>GRAND TOTAL (TRANSPORT+NONTRANSPORT)</b>	<b>163476</b>	<b>179867</b>	<b>207469</b>	<b>231353</b>	<b>259206</b>	<b>283123</b>	<b>305484</b>	<b>334899</b>

## DAVANGERE

SL NO	CATEGORY OF VEHICLE	31-03-2012	31-03-2013	31-03-2014	31-03-2015	31-03-2016	31-03-2017	31-03-2018	31-03-2019
	NON-TRANSPORT VEHICLES								
1	Two wheelers	230350	254747	282700	313597	346574	376319	404446	435950
2	Cars	17588	19835	22253	25280	28422	31678	34790	38389
3	Jeeps	993	993	993	993	993	993	993	993
4	Omni Buses	615	625	625	645	660	696	726	726
5	Tractors	23141	24858	26635	28732	30462	32337	34057	36133
6	Trailers	17961	18623	19475	20333	21163	21910	22519	22838
7	Construction Equipment Vehicles	228	228	228	237	245	267	274	274
8	Other Vehicles	1318	1357	1410	1448	1647	1649	1655	1655
	Total Non-Transport	292194	321266	354319	391265	430166	465849	499460	536958
	TRANSPORT VEHICLES								
9	Multi axled/Articulated vehicle	562	652	710	785	853	967	1033	1235
10	Trucks & Lorries	4549	4763	4956	5161	5255	5319	5406	5662
	Total	5111	5415	5666	5946	6108	6286	6439	6897
	LIGHT GOODS VEHICLES						0		
11	4 Wheelers	2713	3407	4039	4678	5248	5466	5958	6763
12	3 Wheelers	2367	2653	3054	3502	3917	4057	4265	4658
	Total	5080	6060	7093	8180	9165	9523	10223	11421
13	Buses								
a	Stage carriages	405	462	568	600	616	707	727	746
b	Contract carriages	21	21	21	23	26	26	26	26
c	Private Service Vehicles	184	233	233	260	265	268	339	345
d	Educational Institution Buses	201	201	201	206	241	241	250	313
e	Other Buses	615	716	741	795	832	1245	1646	1658
	Total	1426	1633	1764	1884	1980	2487	2988	3088
14	Taxis								
a	Motor Cabs	2004	2202	2202	2464	2724	3101	3422	3864
b	Maxi Cabs	1611	1837	2004	2149	2344	2425	2501	2647
c	Other Taxis	10	10	307	307	307	315	319	319
	Total	3625	4049	4513	4920	5375	5841	6242	6830
15	Light Motor Vehicles								
a	3 Seaters (A/R)	6466	7241	8076	8788	9853	11074	12077	13400
b	4 to 6 Seaters	256	256	256	256	256	256	256	256
	Total	6722	7497	8332	9044	10109	11330	12333	13656
16	Other Vehicles	2319	2324	2324	2350	2568	2753	2766	2773
	Total Transport Vehicles	24283	26978	29692	32324	35305	38220	40991	44665
	GRAND TOTAL (TRANSPORT+NONTRANSPORT)	316477	348244	384011	423589	465471	504069	540451	581623

**CHIKMAGALUR**

SL NO	CATEGORY OF VEHICLE	31-03-2012	31-03-2013	31-03-2014	31-03-2015	31-03-2016	31-03-2017	31-03-2018	31-03-2019
	<b>NON-TRANSPORT VEHICLES</b>								
1	Two wheelers	112355	126579	141306	158485	177203	199761	215635	<b>231120</b>
2	Cars	16288	18266	19972	22112	24978	28711	31812	<b>34151</b>
3	Jeeps	1202	1278	1365	1492	1625	1707	1980	<b>2199</b>
4	Omni Buses	2806	2924	3123	3325	3451	3707	3769	<b>3780</b>
5	Tractors	11582	12337	13144	13740	14653	15882	16833	<b>17876</b>
6	Trailers	8409	8878	9177	9505	10014	10920	11487	<b>11799</b>
7	Construction Equipment Vehicles	583	608	612	632	765	791	797	<b>811</b>
8	Other Vehicles	2260	2373	2562	2658	2789	2804	2831	<b>2833</b>
	Total Non-Transport	<b>155485</b>	<b>173243</b>	<b>191261</b>	<b>211949</b>	<b>235478</b>	<b>264283</b>	<b>285144</b>	<b>304569</b>
	<b>TRANSPORT VEHICLES</b>								
9	Multi axled/Articulated vehicle	78	78	78	79	89	89	89	<b>93</b>
10	Trucks & Lorries	3475	3624	3708	3881	3980	4049	4140	<b>4228</b>
	Total	3553	3702	3785	3960	4069	<b>4138</b>	<b>4229</b>	<b>4321</b>
	<b>LIGHT GOODS VEHICLES</b>								
11	4 Wheelers	2843	3871	4748	5628	6595	7291	8084	<b>8899</b>
12	3 Wheelers	2380	2643	2825	3048	3247	3491	3601	<b>3801</b>
	Total	<b>5223</b>	<b>6514</b>	<b>7573</b>	<b>8676</b>	<b>9842</b>	<b>10782</b>	<b>11685</b>	<b>12700</b>
13	Buses								
a	Stage carriages	542	568	597	627	643	643	653	<b>657</b>
b	Contract carriages	10	10	17	17	17	17	18	<b>18</b>
c	Private Service Vehicles	129	129	132	136	145	250	262	<b>272</b>
d	Educational Institution Buses	5	16	22	30	44	56	90	<b>115</b>
e	Other Buses	63	105	119	140	140	177	309	<b>350</b>
	Total	<b>749</b>	<b>828</b>	<b>887</b>	<b>950</b>	<b>989</b>	<b>1143</b>	<b>1332</b>	<b>1412</b>
14	Taxis								
a	Motor Cabs	1346	1417	1499	1552	1679	2056	2258	<b>2427</b>
b	Maxi Cabs	903	917	971	1053	1121	1201	1250	<b>1317</b>
c	Other Taxis	2	219	330	447	561	561	561	<b>561</b>
	Total	<b>2251</b>	<b>2553</b>	<b>2800</b>	<b>3052</b>	<b>3361</b>	<b>3818</b>	<b>4069</b>	<b>4305</b>
15	Light Motor Vehicles								
a	3 Seaters (A/R)	5487	6291	6910	7493	8019	8393	8604	<b>8948</b>
b	4 to 6 Seaters	275	275	275	275	278	285	298	<b>303</b>
	Total	<b>5762</b>	<b>6566</b>	<b>7185</b>	<b>7768</b>	<b>8297</b>	<b>8678</b>	<b>8902</b>	<b>9251</b>
16	Other Vehicles	1995	2049	2212	2651	2692	3007	3165	<b>3423</b>
	Total Transport Vehicles	<b>19533</b>	<b>22212</b>	<b>24443</b>	<b>27057</b>	<b>29250</b>	<b>31566</b>	<b>33382</b>	<b>35464</b>
	<b>GRAND TOTAL (TRANSPORT+NONTRANSPORT)</b>	<b>175018</b>	<b>195455</b>	<b>215704</b>	<b>239006</b>	<b>264728</b>	<b>295849</b>	<b>318526</b>	<b>340033</b>

**MANGALURU**

SL NO	CATEGORY OF VEHICLE	31-03-2012	31-03-2013	31-03-2014	31-03-2015	31-03-2016	31-03-2017	31-03-2018	31-03-2019
	NON-TRANSPORT VEHICLES								
1	Two wheelers	285725	311556	343608	385772	427796	477515	519885	565728
2	Cars	71368	81902	91897	102848	113055	124888	135796	147598
3	Jeeps	6757	6781	6869	6980	7095	7238	7379	7388
4	Omni Buses	4778	4873	4962	4979	5000	5206	5262	5293
5	Tractors	7287	7302	7317	7340	7368	7388	7411	7447
6	Trailers	7644	7665	7677	7680	7688	7692	7693	7699
7	Construction Equipment Vehicles	1031	1067	1067	1110	1123	1148	1149	1190
8	Other Vehicles	3226	3245	3366	3477	3774	4013	4510	5198
	Total Non-Transport	<b>387816</b>	<b>424391</b>	<b>466763</b>	<b>520186</b>	<b>572899</b>	<b>635088</b>	<b>689085</b>	<b>747541</b>
	TRANSPORT VEHICLES								
9	Multi axled/Articulated vehicle	1248	1416	1585	2236	2783	3032	3193	3449
10	Trucks & Lorries	19378	19998	20618	21004	21559	21996	22305	22709
	Total	<b>20626</b>	<b>21414</b>	<b>22203</b>	<b>23240</b>	<b>24342</b>	<b>25028</b>	<b>25498</b>	<b>26158</b>
	LIGHT GOODS VEHICLES								
11	4 Wheelers	3881	5252	6271	7143	7829	8874	10123	11188
12	3 Wheelers	3755	4017	4356	4748	5645	6095	6665	7066
	Total	<b>7636</b>	<b>9269</b>	<b>10627</b>	<b>11891</b>	<b>13474</b>	<b>14969</b>	<b>16788</b>	<b>18254</b>
13	Buses								
a	Stage carriages	2114	2275	2414	2521	2554	2575	2713	2768
b	Contract carriages	17	44	47	109	131	157	157	158
c	Private Service Vehicles	1316	1706	1709	1778	1887	2032	2058	2069
d	Educational Institution Buses	234	320	347	347	428	524	573	603
e	Other Buses	828	834	843	871	891	1022	1086	1097
	Total	<b>4509</b>	<b>5179</b>	<b>5360</b>	<b>5626</b>	<b>5891</b>	<b>6310</b>	<b>6587</b>	<b>6695</b>
14	Taxis								
a	Motor Cabs	10406	10797	11086	11667	12204	12444	12690	12968
b	Maxi Cabs	5818	6313	6573	6802	7003	7668	8030	8206
c	Other Taxis	32	32	34	34	34	34	46	51
	Total	<b>16256</b>	<b>17142</b>	<b>17693</b>	<b>18503</b>	<b>19241</b>	<b>20146</b>	<b>20766</b>	<b>21225</b>
15	Light Motor Vehicles								
a	3 Seaters (A/R)	12736	15129	17038	19565	22374	25758	28620	31103
b	4 to 6 Seaters	1634	1693	1695	1705	1722	1722	1722	1731
	Total	14370	16822	18733	21270	24096	27480	30342	32834
16	Other Vehicles	8792	9001	9209	9286	10312	10480	10597	10733
	Total Transport Vehicles	<b>72189</b>	<b>78827</b>	<b>83825</b>	<b>89816</b>	<b>97356</b>	<b>104413</b>	<b>110578</b>	<b>115901</b>
	GRAND TOTAL (TRANSPORT+NONTRANSPORT)	<b>460005</b>	<b>503218</b>	<b>550588</b>	<b>610002</b>	<b>670255</b>	<b>739501</b>	<b>799663</b>	<b>862972</b>

**UDUPI**

SL NO	CATEGORY OF VEHICLE	31-03-2012	31-03-2013	31-03-2014	31-03-2015	31-03-2016	31-03-2017	31-03-2018	31-03-2019
	<b>NON-TRANSPORT VEHICLES</b>								
1	Two wheelers	142818	163847	185772	209876	233795	256714	278830	<b>299557</b>
2	Cars	25538	29584	33759	38299	43482	49204	54870	<b>60660</b>
3	Jeeps	1121	1121	1121	1130	1132	1132	1132	<b>1132</b>
4	Omni Buses	1820	1820	1820	1822	1822	1823	1823	<b>1823</b>
5	Tractors	4281	4281	4283	4290	4296	4328	4363	<b>4396</b>
6	Trailers	142	142	143	146	149	161	166	<b>167</b>
7	Construction Equipment Vehicles	0	0	0	0	0	1	5	<b>36</b>
8	Other Vehicles	964	964	964	978	987	989	1010	<b>1027</b>
	<b>Total Non-Transport</b>	<b>176684</b>	<b>201759</b>	<b>227862</b>	<b>256541</b>	<b>285663</b>	<b>314352</b>	<b>342199</b>	<b>368798</b>
	<b>TRANSPORT VEHICLES</b>								
9	Multi axled/Articulated vehicle	628	658	671	678	792	854	854	<b>876</b>
10	Trucks & Lorries	3917	4231	4627	4994	5357	5671	5938	<b>6136</b>
	<b>Total</b>	<b>4545</b>	<b>4889</b>	<b>5298</b>	<b>5672</b>	<b>6149</b>	<b>6525</b>	<b>6792</b>	<b>7012</b>
	<b>LIGHT GOODS VEHICLES</b>								
11	4 Wheelers	4353	5366	6145	6998	7886	8648	9649	<b>10630</b>
12	3 Wheelers	1827	1971	2023	2071	2130	2224	2237	<b>2241</b>
	<b>Total</b>	<b>6180</b>	<b>7337</b>	<b>8168</b>	<b>9069</b>	<b>10016</b>	<b>10872</b>	<b>11886</b>	<b>12871</b>
13	<b>Buses</b>								
a	Stage carriages	615	728	789	858	934	1028	1089	<b>1161</b>
b	Contract carriages	23	23	28	28	57	71	78	<b>78</b>
c	Private Service Vehicles	523	529	542	549	564	572	578	<b>585</b>
d	Educational Institution Buses	420	474	510	574	639	747	815	<b>891</b>
e	Other Buses	59	65	69	71	73	77	77	<b>77</b>
	<b>Total</b>	<b>1640</b>	<b>1819</b>	<b>1938</b>	<b>2080</b>	<b>2267</b>	<b>2495</b>	<b>2637</b>	<b>2792</b>
14	<b>Taxis</b>								
a	Motor Cabs	2446	2882	3179	3530	3960	4389	4690	<b>4959</b>
b	Maxi Cabs	1348	1471	1590	1750	1880	2010	2029	<b>2039</b>
c	Other Taxis	10	10	10	10	10	10	11	<b>11</b>
	<b>Total</b>	<b>3804</b>	<b>4363</b>	<b>4779</b>	<b>5290</b>	<b>5850</b>	<b>6409</b>	<b>6730</b>	<b>7009</b>
15	<b>Light Motor Vehicles</b>								
a	3 Seaters (A/R)	7750	8611	9474	10536	11656	12947	13926	<b>15141</b>
b	4 to 6 Seaters	320	465	465	465	465	465	465	<b>465</b>
	<b>Total</b>	<b>8070</b>	<b>9076</b>	<b>9939</b>	<b>11001</b>	<b>12121</b>	<b>13412</b>	<b>14391</b>	<b>15606</b>
16	Other Vehicles	4586	4595	4618	4655	4705	4753	4756	<b>4772</b>
	<b>Total Transport Vehicles</b>	<b>28825</b>	<b>32079</b>	<b>34740</b>	<b>37767</b>	<b>41108</b>	<b>44466</b>	<b>47192</b>	<b>50062</b>
	<b>GRAND TOTAL (TRANSPORT+NONTRANSPORT)</b>	<b>205509</b>	<b>233838</b>	<b>262602</b>	<b>294308</b>	<b>326771</b>	<b>358818</b>	<b>389391</b>	<b>418860</b>

**BELAGAVI**

SL NO	CATEGORY OF VEHICLE	31-03-2012	31-03-2013	31-03-2014	31-03-2015	31-03-2016	31-03-2017	31-03-2018	31-03-2019
	NON-TRANSPORT VEHICLES								
1	Two wheelers	491374	547068	608154	682206	756644	832141	906585	<b>979360</b>
2	Cars	33093	37130	40856	45298	50078	55808	61609	<b>67382</b>
3	Jeeps	2227	2229	2229	2233	2238	2240	2240	<b>2261</b>
4	Omni Buses	11591	12372	12956	13584	13997	14487	15010	<b>15331</b>
5	Tractors	35656	37705	39651	41970	44331	46442	48542	<b>50624</b>
6	Trailers	37952	40454	42545	44798	46764	48810	50371	<b>51846</b>
7	Construction Equipment Vehicles	124	144	167	207	238	293	350	<b>424</b>
8	Other Vehicles	3021	3229	3333	3432	3847	4096	4389	<b>4520</b>
	Total Non-Transport	<b>615038</b>	<b>680331</b>	<b>749891</b>	<b>833728</b>	<b>918137</b>	<b>1004317</b>	<b>1089096</b>	<b>1171748</b>
	TRANSPORT VEHICLES								
9	Multi axled/Articulated vehicle	2016	2130	2250	2446	2654	2806	2924	<b>3169</b>
10	Trucks & Lorries	21167	21809	22362	22976	23590	23975	24437	<b>25248</b>
	Total	<b>23183</b>	<b>23939</b>	<b>24612</b>	<b>25422</b>	<b>26244</b>	<b>26781</b>	<b>27361</b>	<b>28417</b>
	LIGHT GOODS VEHICLES								
11	4 Wheelers	4896	6187	7529	9072	10616	12117	13629	<b>15610</b>
12	3 Wheelers	1452	1581	1725	1826	1894	1977	2076	<b>2151</b>
	Total	<b>6348</b>	<b>7768</b>	<b>9254</b>	<b>10898</b>	<b>12510</b>	<b>14094</b>	<b>15705</b>	<b>17761</b>
13	Buses								
a	Stage carriages	2020	2087	2173	2230	2271	2406	2609	<b>2637</b>
b	Contract carriages	89	106	109	111	111	111	111	<b>111</b>
c	Private Service Vehicles	113	126	136	139	155	166	188	<b>200</b>
d	Educational Institution Buses	122	154	208	273	404	514	612	<b>713</b>
e	Other Buses	22	27	28	33	41	43	43	<b>48</b>
	Total	<b>2366</b>	<b>2500</b>	<b>2654</b>	<b>2786</b>	<b>2982</b>	<b>3240</b>	<b>3563</b>	<b>3710</b>
14	Taxis								
a	Motor Cabs	2773	3020	3194	3429	3732	4108	4404	<b>4633</b>
b	Maxi Cabs	1166	1349	1501	1705	1847	2014	2143	<b>2240</b>
c	Other Taxis	15	17	18	18	21	24	26	<b>28</b>
	Total	<b>3954</b>	<b>4386</b>	<b>4713</b>	<b>5152</b>	<b>5600</b>	<b>6146</b>	<b>6573</b>	<b>6901</b>
15	Light Motor Vehicles								
a	3 Seaters (A/R)	11208	11771	12239	12771	13309	13940	14424	<b>14845</b>
b	4 to6 Seaters	410	410	410	419	420	420	420	<b>421</b>
	Total	<b>11618</b>	<b>12181</b>	<b>12649</b>	<b>13190</b>	<b>13729</b>	<b>14360</b>	<b>14844</b>	<b>15265</b>
16	Other Vehicles	4229	4311	4369	4404	4434	4457	4496	<b>5451</b>
	Total Transport Vehicles	<b>51698</b>	<b>55085</b>	<b>58251</b>	<b>61852</b>	<b>65499</b>	<b>69078</b>	<b>72542</b>	<b>77505</b>
	GRAND TOTAL (TRANSPORT+NONTRANSPORT)	<b>666736</b>	<b>735416</b>	<b>808142</b>	<b>895580</b>	<b>983636</b>	<b>1073395</b>	<b>1161638</b>	<b>1249253</b>



**GADAG**

SL NO	CATEGORY OF VEHICLE	31-03-2012	31-03-2013	31-03-2014	31-03-2015	31-03-2016	31-03-2017	31-03-2018	31-03-2019
	<b>NON-TRANSPORT VEHICLES</b>								
1	Two wheelers	66601	75174	83977	94576	106278	118741	131731	<b>144721</b>
2	Cars	4207	4721	5242	5921	6701	7494	8371	<b>9340</b>
3	Jeeps	413	413	413	413	413	413	413	<b>413</b>
4	Omni Buses	722	783	810	822	838	838	838	<b>838</b>
5	Tractors	10074	10730	11402	12340	13379	14291	15159	<b>16097</b>
6	Trailers	7166	8083	8402	8872	9404	9813	10160	<b>10461</b>
7	Construction Equipment Vehicles	0	16	16	16	16	16	26	<b>54</b>
8	Other Vehicles	1016	1016	1019	1019	1019	1053	1090	<b>1107</b>
	<b>Total Non-Transport</b>	<b>90199</b>	<b>100936</b>	<b>111281</b>	<b>123979</b>	<b>138048</b>	<b>152659</b>	<b>167788</b>	<b>183031</b>
	<b>TRANSPORT VEHICLES</b>								
9	Multi axled/Articulated vehicle	477	481	481	481	488	488	489	<b>537</b>
10	Trucks & Lorries	1584	1727	1814	1886	1947	2029	2186	<b>2266</b>
	<b>Total</b>	<b>2061</b>	<b>2208</b>	<b>2295</b>	<b>2367</b>	<b>2435</b>	<b>2517</b>	<b>2675</b>	<b>2803</b>
	<b>LIGHT GOODS VEHICLES</b>								
11	4 Wheelers	1541	1972	2254	2625	2932	3213	3533	<b>4020</b>
12	3 Wheelers	1184	1385	1459	1594	1703	1800	1943	<b>2026</b>
	<b>Total</b>	<b>2725</b>	<b>3357</b>	<b>3713</b>	<b>4219</b>	<b>4635</b>	<b>5013</b>	<b>5476</b>	<b>6046</b>
13	<b>Buses</b>								
a	Stage carriages	361	502	564	612	625	671	745	<b>751</b>
b	Contract carriages	24	24	24	24	24	24	24	<b>24</b>
c	Private Service Vehicles	21	24	24	24	25	25	25	<b>25</b>
d	Educational Institution Buses	41	50	50	67	74	96	115	<b>131</b>
e	Other Buses	2	3	3	3	3	5	21	<b>24</b>
	<b>Total</b>	<b>449</b>	<b>603</b>	<b>665</b>	<b>730</b>	<b>751</b>	<b>821</b>	<b>930</b>	<b>955</b>
14	<b>Taxies</b>						<b>0</b>	<b>0</b>	
a	Motor Cabs	1501	1585	1650	1735	1848	2047	2141	<b>2309</b>
b	Maxi Cabs	1121	1190	1255	1321	1375	1409	1438	<b>1466</b>
c	Other Taxies	10	10	10	10	10	10	10	<b>10</b>
	<b>Total</b>	<b>2632</b>	<b>2785</b>	<b>2915</b>	<b>3066</b>	<b>3233</b>	<b>3466</b>	<b>3589</b>	<b>3785</b>
15	<b>Light Motor Vehicles</b>								
a	3 Seaters (A/R)	2474	2774	2965	2993	3451	4007	4399	<b>4905</b>
b	4 to 6 Seaters	125	125	125	125	125	125	125	<b>125</b>
	<b>Total</b>	<b>2599</b>	<b>2899</b>	<b>3090</b>	<b>3118</b>	<b>3576</b>	<b>4132</b>	<b>4524</b>	<b>5030</b>
16	Other Vehicles	1362	1362	1411	1452	1485	<b>1494</b>	<b>1505</b>	<b>1517</b>
	<b>Total Transport Vehicles</b>	<b>11828</b>	<b>13214</b>	<b>14089</b>	<b>14952</b>	<b>16115</b>	<b>17443</b>	<b>18699</b>	<b>20136</b>
	<b>GRAND TOTAL (TRANSPORT+NONTRANSPORT)</b>	<b>102027</b>	<b>114150</b>	<b>125370</b>	<b>138931</b>	<b>154163</b>	<b>170102</b>	<b>186487</b>	<b>203167</b>

**DHARWAD**

SL NO	CATEGORY OF VEHICLE	31-03-2012	31-03-2013	31-03-2014	31-03-2015	31-03-2016	31-03-2017	31-03-2018	31-03-2019
	<b>NON-TRANSPORT VEHICLES</b>								
1	Two wheelers	242186	263319	284036	313306	345038	373480	389149	<b>441042</b>
2	Cars	33611	36783	40659	44908	49750	54250	57612	<b>65480</b>
3	Jeeps	1265	1265	1265	1265	1266	1266	1266	<b>1267</b>
4	Omni Buses	5128	5361	5406	5410	5423	5439	5454	<b>5463</b>
5	Tractors	24917	25558	26172	26806	27452	27940	28344	<b>29491</b>
6	Trailers	10807	11381	11892	12363	12791	13119	13325	<b>13748</b>
7	Construction Equipment Vehicles	100	102	245	245	245	245	245	<b>327</b>
8	Other Vehicles	2425	2425	2496	2509	2509	2519	2519	<b>2540</b>
	<b>Total Non-Transport</b>	<b>320439</b>	<b>346194</b>	<b>372171</b>	<b>406812</b>	<b>444474</b>	<b>478258</b>	<b>497914</b>	<b>559358</b>
	<b>TRANSPORT VEHICLES</b>								
9	Multi axled/Articulated vehicle	591	781	984	1471	1844	1844	1886	<b>2187</b>
10	Trucks & Lorries	1700	1928	2321	2430	2635	3024	3121	<b>3772</b>
	<b>Total</b>	<b>2291</b>	<b>2709</b>	<b>3305</b>	<b>3901</b>	<b>4479</b>	<b>4868</b>	<b>5007</b>	<b>5959</b>
	<b>LIGHT GOODS VEHICLES</b>								
11	4 Wheelers	14906	15762	16559	17411	18159	18907	19444	<b>21466</b>
12	3 Wheelers	5489	5614	5735	5960	6202	6335	6438	<b>6822</b>
	<b>Total</b>	<b>20395</b>	<b>21376</b>	<b>22294</b>	<b>23371</b>	<b>24386</b>	<b>25242</b>	<b>25882</b>	<b>28288</b>
13	Buses								
a	Stage carriages	2274	2323	2455	2491	2524	2565	2604	<b>2926</b>
b	Contract carriages	53	85	105	105	105	119	119	<b>163</b>
c	Private Service Vehicles	266	274	279	284	312	321	327	<b>330</b>
d	Educational Institution Buses	20	51	70	70	70	70	70	<b>105</b>
e	Other Buses	212	223	223	223	223	223	223	<b>230</b>
	<b>Total</b>	<b>2825</b>	<b>2956</b>	<b>3132</b>	<b>3173</b>	<b>3234</b>	<b>3298</b>	<b>3343</b>	<b>3754</b>
14	Taxis								
a	Motor Cabs	2376	2645	2833	3058	3264	3418	3635	<b>4132</b>
b	Maxi Cabs	1740	1901	2037	2155	2232	2292	2343	<b>2449</b>
c	Other Taxis	0	0	0	0	0	0	0	<b>1</b>
	<b>Total</b>	<b>4116</b>	<b>4546</b>	<b>4870</b>	<b>5213</b>	<b>5496</b>	<b>5710</b>	<b>5978</b>	<b>6582</b>
15	Light Motor Vehicles								
a	3 Seaters (A/R)	9337	10259	11194	12252	13167	14044	14549	<b>16845</b>
b	4 to 6 Seaters	318	338	346	352	355	355	355	<b>364</b>
	<b>Total</b>	<b>9655</b>	<b>10597</b>	<b>11540</b>	<b>12604</b>	<b>13522</b>	<b>14399</b>	<b>14904</b>	<b>17209</b>
16	Other Vehicles	6239	6273	6353	6563	7417	8346	8559	<b>8721</b>
	<b>Total Transport Vehicles</b>	<b>45521</b>	<b>48457</b>	<b>51494</b>	<b>54825</b>	<b>58769</b>	<b>61863</b>	<b>63673</b>	<b>70513</b>
	<b>GRAND TOTAL (TRANSPORT+NONTRANSPORT)</b>	<b>365960</b>	<b>394651</b>	<b>423665</b>	<b>461637</b>	<b>503243</b>	<b>540121</b>	<b>561587</b>	<b>629871</b>

## HAVERI

SL NO	CATEGORY OF VEHICLE	31-03-2012	31-03-2013	31-03-2014	31-03-2015	31-03-2016	31-03-2017	31-03-2018	31-03-2019
	<b>NON-TRANSPORT VEHICLES</b>								
1	Two wheelers	115599	134769	154433	176707	199423	223778	250004	<b>275398</b>
2	Cars	5812	6403	7188	8286	9467	10688	12361	<b>13907</b>
3	Jeeps	500	500	500	500	500	500	500	<b>500</b>
4	Omni Buses	1476	1476	1505	1580	1641	1692	1740	<b>1776</b>
5	Tractors	10653	11405	13131	14279	15002	15690	16441	<b>17597</b>
6	Trailers	7899	8493	9207	9619	10031	10357	10962	<b>11343</b>
7	Construction Equipment Vehicles	55	69	74	74	74	74	74	<b>115</b>
8	Other Vehicles	1400	1421	1825	1897	2646	2749	2751	<b>2770</b>
	<b>Total Non-Transport</b>	<b>143394</b>	<b>164536</b>	<b>187863</b>	<b>212942</b>	<b>238784</b>	<b>265528</b>	<b>294833</b>	<b>323406</b>
	<b>TRANSPORT VEHICLES</b>								
9	Multi axled/Articulated vehicle	585	600	734	734	748	774	774	<b>819</b>
10	Trucks & Lorries	2759	2869	2971	3272	3601	3792	3934	<b>4252</b>
	<b>Total</b>	<b>3344</b>	<b>3469</b>	<b>3705</b>	<b>4006</b>	<b>4349</b>	<b>4566</b>	<b>4708</b>	<b>5071</b>
	<b>LIGHT GOODS VEHICLES</b>								
11	4 Wheelers	1731	2232	2716	3083	3496	3885	4263	<b>5068</b>
12	3 Wheelers	1645	2020	2440	2852	3258	3697	4221	<b>4614</b>
	<b>Total</b>	<b>3376</b>	<b>4252</b>	<b>5156</b>	<b>5935</b>	<b>6754</b>	<b>7582</b>	<b>8484</b>	<b>9682</b>
13	Buses								
a	Stage carriages	830	855	855	858	870	893	893	<b>898</b>
b	Contract carriages	10	10	10	10	14	14	16	<b>16</b>
c	Private Service Vehicles	26	26	26	26	26	26	26	<b>55</b>
d	Educational Institution Buses	12	15	34	91	127	167	190	<b>207</b>
e	Other Buses	3	3	16	57	62	90	152	<b>152</b>
	<b>Total</b>	<b>881</b>	<b>909</b>	<b>941</b>	<b>1042</b>	<b>1099</b>	<b>1190</b>	<b>1277</b>	<b>1328</b>
14	Taxies						<b>0</b>		
a	Motor Cabs	1634	1841	2095	2514	2799	3178	3508	<b>3825</b>
b	Maxi Cabs	1077	1244	1325	1549	1737	1922	2042	<b>2114</b>
c	Other Taxies	0	0	0	0	0	<b>0</b>	<b>0</b>	<b>0</b>
	<b>Total</b>	<b>2711</b>	<b>3085</b>	<b>3420</b>	<b>4063</b>	<b>4536</b>	<b>5100</b>	<b>5550</b>	<b>5939</b>
15	Light Motor Vehicles								
a	3 Seaters (A/R)	3404	3842	4155	557	4932	5605	6073	<b>6544</b>
b	4 to 6 Seaters	180	183	239	575	924	1229	1571	<b>1649</b>
	<b>Total</b>	<b>3584</b>	<b>4025</b>	<b>4394</b>	<b>5132</b>	<b>5856</b>	<b>6834</b>	<b>7644</b>	<b>8193</b>
16	Other Vehicles	1923	1941	1941	1990	2116	2407	2442	<b>2559</b>
	<b>Total Transport Vehicles</b>	<b>15819</b>	<b>17681</b>	<b>19557</b>	<b>22168</b>	<b>24710</b>	<b>27679</b>	<b>30105</b>	<b>32772</b>
	<b>GRAND TOTAL (TRANSPORT+NONTRANSPORT)</b>	<b>159213</b>	<b>182217</b>	<b>207420</b>	<b>235110</b>	<b>263494</b>	<b>293207</b>	<b>324938</b>	<b>356178</b>

## VIJAYAPURA

SL NO	CATEGORY OF VEHICLE	31-03-2012	31-03-2013	31-03-2014	31-03-2015	31-03-2016	31-03-2017	31-03-2018	31-03-2019
	<b>NON-TRANSPORT VEHICLES</b>								
1	Two wheelers	122300	141728	169478	198476	229835	265799	301455	<b>333203</b>
2	Cars	5631	6911	8648	10731	13068	15479	17959	<b>20672</b>
3	Jeeps	888	1208	1372	1599	1656	1697	1712	<b>1762</b>
4	Omni Buses	3105	3153	3154	3173	3192	3197	3200	<b>3236</b>
5	Tractors	13433	14884	17002	19930	22186	24819	27574	<b>28922</b>
6	Trailers	9853	10886	12066	13819	15079	15977	16736	<b>17518</b>
7	Construction Equipment Vehicles	60	180	180	180	180	180	180	<b>232</b>
8	Other Vehicles	1492	1630	1789	2051	3117	4081	5759	<b>9061</b>
	<b>Total Non-Transport</b>	<b>156762</b>	<b>180580</b>	<b>213689</b>	<b>249958</b>	<b>288313</b>	<b>331229</b>	<b>374575</b>	<b>414606</b>
	<b>TRANSPORT VEHICLES</b>								
9	Multi axled/Articulated vehicle	783	909	986	1110	1494	1927	2375	<b>2622</b>
10	Trucks & Lorries	2508	2733	2955	3398	3472	3505	3608	<b>3781</b>
	<b>Total</b>	<b>3291</b>	<b>3642</b>	<b>3941</b>	<b>4508</b>	<b>4966</b>	<b>5432</b>	<b>5983</b>	<b>6403</b>
	<b>LIGHT GOODS VEHICLES</b>								
11	4 Wheelers	1581	2346	3154	4038	4884	5457	6176	<b>7460</b>
12	3 Wheelers	1593	2053	2524	2974	3320	3739	4149	<b>4272</b>
	<b>Total</b>	<b>3174</b>	<b>4399</b>	<b>5678</b>	<b>7012</b>	<b>8204</b>	<b>9196</b>	<b>10325</b>	<b>11732</b>
13	Buses								
a	Stage carriages	600	727	829	851	851	851	886	<b>894</b>
b	Contract carriages	30	30	30	30	30	30	30	<b>30</b>
c	Private Service Vehicles	16	16	21	23	37	42	44	<b>44</b>
d	Educational Institution Buses	38	89	146	213	219	296	381	<b>459</b>
e	Other Buses	132	132	136	136	192	226	330	<b>351</b>
	<b>Total</b>	<b>816</b>	<b>994</b>	<b>1162</b>	<b>1253</b>	<b>1329</b>	<b>1445</b>	<b>1671</b>	<b>1778</b>
14	Taxis								
a	Motor Cabs	1875	2042	2164	2317	2497	2873	3264	<b>3722</b>
b	Maxi Cabs	1198	1348	1477	1588	1670	1809	1927	<b>2022</b>
c	Other Taxis	0	0	1	17	17	17	34	<b>34</b>
	<b>Total</b>	<b>3073</b>	<b>3390</b>	<b>3642</b>	<b>3922</b>	<b>4184</b>	<b>4699</b>	<b>5225</b>	<b>5778</b>
15	Light Motor Vehicles								
a	3 Seaters (A/R)	2989	3191	3360	3776	3906	3940	4238	<b>4610</b>
b	4 to 6 Seaters	310	310	310	310	310	310	310	<b>310</b>
	<b>Total</b>	<b>3299</b>	<b>3501</b>	<b>3670</b>	<b>4086</b>	<b>4216</b>	<b>4250</b>	<b>4548</b>	<b>4920</b>
16	Other Vehicles	2493	2502	2585	2673	2843	2995	3105	<b>3521</b>
	<b>Total Transport Vehicles</b>	<b>16146</b>	<b>18428</b>	<b>20678</b>	<b>23454</b>	<b>25742</b>	<b>28017</b>	<b>30857</b>	<b>34132</b>
	<b>GRAND TOTAL (TRANSPORT+NONTRANSPORT)</b>	<b>172908</b>	<b>199008</b>	<b>234367</b>	<b>273413</b>	<b>314055</b>	<b>359246</b>	<b>405432</b>	<b>448738</b>

**BAGALKOTE**

SL NO	CATEGORY OF VEHICLE	31-03-2012	31-03-2013	31-03-2014	31-03-2015	31-03-2016	31-03-2017	31-03-2018	31-03-2019
	NON-TRANSPORT VEHICLES								
1	Two wheelers	142532	159310	181415	207720	234845	261053	286939	<b>313954</b>
2	Cars	6255	7290	8552	10060	11624	13301	15090	<b>16939</b>
3	Jeeps	806	806	806	806	806	806	806	<b>841</b>
4	Omni Buses	3872	4204	4500	4806	5256	5559	5735	<b>5903</b>
5	Tractors	17601	18726	19915	21270	22660	24117	25382	<b>26670</b>
6	Trailers	17377	18463	19491	20634	21507	22325	23026	<b>23793</b>
7	Construction Equipment Vehicles	243	307	330	362	578	672	713	<b>800</b>
8	Other Vehicles	615	656	689	716	753	814	888	<b>951</b>
	Total Non-Transport	189301	209762	235698	266374	298029	328647	358579	<b>389851</b>
	TRANSPORT VEHICLES								
9	Multi axled/Articulated vehicle	279	319	385	434	494	524	538	<b>630</b>
10	Trucks & Lorries	1694	1906	2007	2130	2313	2538	2733	<b>3087</b>
	Total	1973	2225	2392	2564	2807	3062	3271	<b>3717</b>
	LIGHT GOODS VEHICLES								
11	4 Wheelers	1500	2099	2787	3510	4222	4882	5551	<b>6445</b>
12	3 Wheelers	2241	2401	2573	2699	2878	3029	3205	<b>3315</b>
	Total	3741	4500	5360	6209	7100	7911	8756	<b>9760</b>
13	Buses								
a	Stage carriages	590	607	696	736	751	768	790	<b>792</b>
b	Contract carriages	22	22	22	22	22	44	44	<b>44</b>
c	Private Service Vehicles	17	18	27	28	29	29	29	<b>30</b>
d	Educational Institution Buses	69	113	134	197	278	368	436	<b>535</b>
e	Other Buses	3	10	22	22	22	24	31	<b>31</b>
	Total	701	770	901	1005	1102	1233	1330	<b>1432</b>
14	Taxis					0	0	0	
a	Motor Cabs	1243	1401	1549	1732	1954	2254	2531	<b>2794</b>
b	Maxi Cabs	1488	1576	1685	1796	1901	1980	2026	<b>2069</b>
c	Other Taxis	0	0	0	0	0	0	0	<b>0</b>
	Total	2731	2977	3234	3528	3855	4234	4557	<b>4863</b>
15	Light Motor Vehicles								
a	3 Seaters (A/R)	3290	3801	4415	5386	6309	7198	7704	<b>8345</b>
b	4 to 6 Seaters	255	258	258	258	258	258	258	<b>258</b>
	Total	3545	4059	4673	5644	6567	7456	7962	<b>8603</b>
16	Other Vehicles	2753	2817	2860	2897	2918	2971	2996	<b>3031</b>
	Total Transport Vehicles	<b>15444</b>	<b>17348</b>	<b>19420</b>	<b>21847</b>	<b>24349</b>	<b>26867</b>	<b>28872</b>	<b>31406</b>
	GRAND TOTAL (TRANSPORT+NONTRANSPORT)	<b>204745</b>	<b>227110</b>	<b>255118</b>	<b>288221</b>	<b>322378</b>	<b>355514</b>	<b>387451</b>	<b>421257</b>

**KARWAR**

SL NO	CATEGORY OF VEHICLE	31-03-2012	31-03-2013	31-03-2014	31-03-2015	31-03-2016	31-03-2017	31-03-2018	31-03-2019
	<b>NON-TRANSPORT VEHICLES</b>								
1	Two wheelers	179786	200520	223944	252926	281608	311909	342956	<b>370957</b>
2	Cars	12727	14145	15782	17737	19862	22335	25640	<b>28310</b>
3	Jeeps	614	614	621	627	635	645	645	<b>663</b>
4	Omni Buses	1702	1768	1937	2391	2799	3227	3572	<b>3911</b>
5	Tractors	3790	3812	3964	4133	4334	4638	5067	<b>5503</b>
6	Trailers	1309	1326	1426	1552	1701	1899	2100	<b>2282</b>
7	Construction Equipment Vehicles	109	109	112	112	132	155	169	<b>189</b>
8	Other Vehicles	427	469	491	530	726	848	1043	<b>1115</b>
	Total Non-Transport	200464	222763	248277	280008	311797	345656	381192	<b>412930</b>
	<b>TRANSPORT VEHICLES</b>								
9	Multi axled/Articulated vehicle	1112	1126	1128	1192	1297	1341	1346	<b>1370</b>
10	Trucks & Lorries	5271	5440	5568	5735	5886	5961	6089	<b>6235</b>
	Total	6383	6566	6696	6927	7183	7302	7435	<b>7605</b>
	<b>LIGHT GOODS VEHICLES</b>								
11	4 Wheelers	1120	1837	2453	3167	3847	4501	5181	<b>5938</b>
12	3 Wheelers	1990	2111	2215	2333	2453	2605	2710	<b>2799</b>
	Total	3110	3948	4668	5500	6300	7106	7891	<b>8737</b>
13	<b>Buses</b>								
a	Stage carriages	978	995	1074	1085	1108	1206	1308	<b>1315</b>
b	Contract carriages	6	8	12	14	15	17	18	<b>20</b>
c	Private Service Vehicles	57	68	70	85	96	107	109	<b>120</b>
d	Educational Institution Buses	69	102	128	160	200	247	269	<b>299</b>
e	Other Buses	10	10	10	17	20	25	25	<b>29</b>
	Total	1120	1179	1294	1361	1439	1602	1729	<b>1783</b>
14	<b>Taxis</b>					0	0	0	
a	Motor Cabs	1893	2079	2237	2606	2860	3250	3544	<b>3813</b>
b	Maxi Cabs	1081	1156	1218	1297	1360	1430	1480	<b>1514</b>
c	Other Taxis	1	4	4	5	6	7	7	<b>8</b>
	Total	2975	3239	3459	3908	4226	4687	5031	<b>5335</b>
15	<b>Light Motor Vehicles</b>								
a	3 Seaters (A/R)	3401	3729	4114	4486	4964	5569	6122	<b>6821</b>
b	4 to 6 Seaters	295	297	297	303	313	315	315	<b>315</b>
	Total	3696	4026	4411	4789	5277	5884	6437	<b>7136</b>
16	Other Vehicles	2715	2774	2804	2820	2881	2911	2937	<b>2993</b>
	Total Transport Vehicles	<b>19999</b>	<b>21732</b>	<b>23332</b>	<b>25305</b>	<b>27294</b>	<b>29492</b>	<b>31460</b>	<b>33589</b>
	<b>GRAND TOTAL (TRANSPORT+NONTRANSPORT)</b>	<b>220463</b>	<b>244495</b>	<b>271609</b>	<b>305313</b>	<b>339091</b>	<b>375148</b>	<b>412652</b>	<b>446519</b>

**KALABURGI**

SL NO	CATEGORY OF VEHICLE	31-03-2012	31-03-2013	31-03-2014	31-03-2015	31-03-2016	31-03-2017	31-03-2018	31-03-2019
	<b>NON-TRANSPORT VEHICLES</b>								
1	Two wheelers	173275	195661	220164	246241	269149	293783	319931	<b>346542</b>
2	Cars	9152	10283	11413	12668	14105	15871	17770	<b>20019</b>
3	Jeeps	2420	2670	2948	3292	3352	3391	3476	<b>3517</b>
4	Omni Buses	5719	5911	6060	6149	6160	6161	6166	<b>6169</b>
5	Tractors	11677	12535	13557	14555	15378	16351	17061	<b>17916</b>
6	Trailers	8087	8502	9114	9898	10325	10791	11135	<b>11393</b>
7	Construction Equipment Vehicles	0	0	0	62	78	188	393	<b>586</b>
8	Other Vehicles	178	178	381	381	715	716	716	<b>732</b>
	Total Non-Transport	210508	235740	263637	293246	319262	347252	376648	<b>406784</b>
	<b>TRANSPORT VEHICLES</b>								
9	Multi axled/Articulated vehicle	345	489	564	693	796	877	935	<b>1312</b>
10	Trucks & Lorries	5817	5979	6131	6221	6489	6758	7085	<b>7289</b>
	Total	6162	6468	6695	6914	7285	7635	8020	<b>8601</b>
	<b>LIGHT GOODS VEHICLES</b>								
11	4 Wheelers	2059	2588	3131	3660	3988	4376	4750	<b>5310</b>
12	3 Wheelers	3393	3780	4221	4685	5006	5399	5795	<b>6307</b>
	Total	5452	6368	7352	8345	8994	9775	10545	<b>11617</b>
13	<b>Buses</b>								
a	Stage carriages	845	941	996	1080	1082	1234	1335	<b>1391</b>
b	Contract carriages	56	62	68	69	69	69	69	<b>69</b>
c	Private Service Vehicles	11	14	14	14	14	33	39	<b>40</b>
d	Educational Institution Buses	266	343	433	501	554	638	753	<b>855</b>
e	Other Buses	7	7	10	10	13	17	17	<b>36</b>
	Total	1185	1367	1521	1674	1732	1991	2213	<b>2391</b>
14	<b>Taxis</b>								
a	Motor Cabs	1638	1820	1894	1989	2176	2455	2664	<b>3000</b>
b	Maxi Cabs	1197	1285	1360	1435	1495	1546	1584	<b>1645</b>
c	Other Taxis	5	12	26	37	55	56	56	<b>56</b>
	Total	2840	3117	3280	3461	3726	4057	4304	<b>4701</b>
15	<b>Light Motor Vehicles</b>								
a	3 Seaters (A/R)	5791	6873	7624	8251	8868	9461	10127	<b>10775</b>
b	4 TO 6 Seaters	230	239	241	245	259	260	260	<b>275</b>
	Total	6021	7112	7865	8496	9127	9721	10387	<b>11050</b>
16	<b>Other Vehicles</b>								
	Total Transport Vehicles	<b>25758</b>	<b>28635</b>	<b>31019</b>	<b>33243</b>	<b>35338</b>	<b>37780</b>	<b>40101</b>	<b>43000</b>
	<b>GRAND TOTAL (TRANSPORT+NONTRANSPORT)</b>	<b>236266</b>	<b>264375</b>	<b>294656</b>	<b>326489</b>	<b>354600</b>	<b>385032</b>	<b>416749</b>	<b>449784</b>

**YADGIRI**

SL NO.	CATEGORY OF VEHICLE	31-03-2012	31-03-2013	31-03-2014	31-03-2015	31-03-2016	31-03-2017	31-03-2018	31-03-2019
	<b>NON-TRANSPORT VEHICLES</b>								
1	Two wheelers	42509	50247	59937	70860	79822	90323	102665	<b>115736</b>
2	Cars	2203	2445	2772	3305	3851	4455	5050	<b>5729</b>
3	Jeeps	1028	1134	1275	1276	1291	1301	1310	<b>1313</b>
4	Omni Buses	1050	1112	1204	1222	1236	1243	1246	<b>1252</b>
5	Tractors	5602	6234	7047	8200	9024	9902	11091	<b>12136</b>
6	Trailers	3591	3792	4011	4517	4891	5233	5593	<b>5973</b>
7	Construction Equipment Vehicles	29	69	106	118	122	122	145	<b>198</b>
8	Other Vehicles	79	87	141	287	544	707	858	<b>903</b>
	Total Non-Transport	56093	65120	76493	89785	100781	113286	127958	<b>143240</b>
	<b>TRANSPORT VEHICLES</b>								
9	Multi axled/Articulated vehicle	76	100	107	138	154	155	155	<b>200</b>
10	Trucks & Lorries	1816	1842	1891	1977	2040	2118	2202	<b>2290</b>
	Total	1892	1942	1998	2115	2194	2273	2357	<b>2490</b>
	<b>LIGHT GOODS VEHICLES</b>								
11	4 Wheelers	569	894	1349	1718	1949	2106	2424	<b>2895</b>
12	3 Wheelers	285	326	401	507	564	613	652	<b>739</b>
	Total	854	1220	1750	2225	2513	2719	3076	<b>3634</b>
13	Buses								
a	Stage carriages	155	179	192	196	229	260	357	<b>398</b>
b	Contract carriages	1	1	1	1	1	1	1	<b>1</b>
c	Private Service Vehicles	20	20	20	22	22	22	22	<b>22</b>
d	Educational Institution Buses	21	27	37	57	76	103	131	<b>167</b>
e	Other Buses	0	2	2	3	3	11	11	<b>11</b>
	Total	197	229	252	279	331	397	522	<b>599</b>
14	Taxis								
a	Motor Cabs	895	908	944	999	1126	1287	1449	<b>1632</b>
b	Maxi Cabs	477	516	565	627	660	674	707	<b>747</b>
c	Other Taxis	9	9	9	9	9	9	10	<b>10</b>
	Total	1381	1433	1518	1635	1795	1970	2166	<b>2350</b>
15	Light Motor Vehicles								
a	3 Seaters (A/R)	2534	3319	3807	4567	5346	5864	6294	<b>6981</b>
b	4 TO 6 Seaters	256	274	288	297	297	297	297	<b>303</b>
	Total	2790	3593	4095	4864	5643	6161	6591	<b>7303</b>
16	Other Vehicles	1011	1011	1015	1051	1114	1214	1300	<b>1327</b>
	Total Transport Vehicles	<b>8125</b>	<b>9428</b>	<b>10628</b>	<b>12169</b>	<b>13590</b>	<b>14734</b>	<b>16012</b>	<b>17689</b>
	<b>GRAND TOTAL (TRANSPORT+NONTRANSPORT)</b>	<b>64218</b>	<b>74548</b>	<b>87121</b>	<b>101954</b>	<b>114371</b>	<b>128020</b>	<b>143970</b>	<b>160929</b>



## RAICHUR

SL NO	CATEGORY OF VEHICLE	31-03-2012	31-03-2013	31-03-2014	31-03-2015	31-03-2016	31-03-2017	31-03-2018	31-03-2019
	NON-TRANSPORT VEHICLES								
1	Two wheelers	126608	137780	162287	191109	214495	237835	262451	<b>291879</b>
2	Cars	6287	7561	9108	10933	12504	13980	15437	<b>16978</b>
3	Jeeps	639	639	645	646	656	659	659	<b>659</b>
4	Omni Buses	1057	1129	1252	1284	1314	1342	1359	<b>1566</b>
5	Tractors	17566	18737	20551	23020	24212	25612	26888	<b>28539</b>
6	Trailers	8262	8463	8720	9296	9716	10087	10469	<b>10817</b>
7	Construction Equipment Vehicles	25	25	25	25	25	25	27	<b>54</b>
8	Other Vehicles	618	696	703	739	752	788	830	<b>1030</b>
	Total Non-Transport	161062	175030	203291	237052	263674	290328	318120	<b>351522</b>
	TRANSPORT VEHICLES								
9	Multi axled/Articulated vehicle	347	443	500	522	601	700	815	<b>1012</b>
10	Trucks & Lorries	1300	1429	1726	1934	2105	2318	2411	<b>2577</b>
	Total	1647	1872	2226	2456	2706	3018	3226	<b>3589</b>
	LIGHT GOODS VEHICLES								
11	4 Wheelers	1254	1633	2229	3109	3329	3518	3973	<b>4440</b>
12	3 Wheelers	2056	2290	2508	2798	2929	3054	3149	<b>3273</b>
	Total	3310	3923	4737	5907	6258	6572	7122	<b>7713</b>
13	Buses								
a	Stage carriages	232	262	319	365	414	426	522	<b>531</b>
b	Contract carriages	0	4	4	4	4	4	4	<b>5</b>
c	Private Service Vehicles	50	67	68	70	108	133	134	<b>135</b>
d	Educational Institution Buses	3	22	23	41	43	73	92	<b>113</b>
e	Other Buses	151	151	151	161	161	161	164	<b>214</b>
	Total	436	506	565	641	730	797	916	<b>998</b>
14	Taxis								
a	Motor Cabs	1550	1623	1711	1875	2041	2193	2334	<b>2650</b>
b	Maxi Cabs	1141	1223	1302	1367	1435	1508	1531	<b>1592</b>
c	Other Taxis	0	0	0	0	0	0	0	<b>23</b>
	Total	2691	2846	3013	3242	3476	3701	3865	<b>4265</b>
15	Light Motor Vehicles								
a	3 Seaters (A/R)	2142	2530	3116	4032	4495	4947	5262	<b>5766</b>
b	4 TO 6 Seaters	292	292	301	305	316	316	317	<b>317</b>
	Total	2434	2822	3417	4337	4811	5263	5579	<b>6083</b>
16	Other Vehicles	3050	3159	3231	3263	3404	3481	3517	<b>3531</b>
	Total Transport Vehicles	<b>13568</b>	<b>15128</b>	<b>17189</b>	<b>19846</b>	<b>21385</b>	<b>22832</b>	<b>24225</b>	<b>26168</b>
	GRAND TOTAL (TRANSPORT+NONTRANSPORT)	<b>174630</b>	<b>190158</b>	<b>220480</b>	<b>256898</b>	<b>285059</b>	<b>313160</b>	<b>342345</b>	<b>377688</b>

**BELLARY**

SL NO	CATEGORY OF VEHICLE	31-03-2012	31-03-2013	31-03-2014	31-03-2015	31-03-2016	31-03-2017	31-03-2018	31-03-2019
	NON-TRANSPORT VEHICLES								
1	Two wheelers	246314	267816	292399	320768	347169	372669	395776	<b>429348</b>
2	Cars	14745	16550	18223	20248	22233	24483	26687	<b>28975</b>
3	Jeeps	1904	2061	2093	2113	2113	2114	2178	<b>2203</b>
4	Omni Buses	3590	3951	4307	4747	5002	5270	5562	<b>6013</b>
5	Tractors	17669	18675	19766	21255	22715	24001	25038	<b>26539</b>
6	Trailers	11729	12070	12488	12999	13512	14063	14390	<b>14724</b>
7	Construction Equipment Vehicles	161	209	258	308	332	407	440	<b>505</b>
8	Other Vehicles	1079	1083	1080	1094	1846	1921	1955	<b>1985</b>
	Total Non-Transport	297191	322415	350628	383532	414922	444928	472026	<b>510297</b>
	TRANSPORT VEHICLES								
9	Multi axled/Articulated vehicle	983	1155	1465	1708	2207	3253	3667	<b>4784</b>
10	Trucks & Lorries	9017	9174	9328	9587	10113	10585	10897	<b>11175</b>
	Total	9970	10329	10793	11295	12320	13838	14564	<b>15971</b>
	LIGHT GOODS VEHICLES								
11	4 Wheelers	2647	3763	4989	6242	7326	8185	9143	<b>9933</b>
12	3 Wheelers	1617	1908	2138	2332	2482	2583	2635	<b>2687</b>
	Total	4264	5671	7127	8574	9808	10768	11778	<b>13658</b>
13	Buses								
a	Stage carriages	420	452	475	487	522	540	578	<b>601</b>
b	Contract carriages	10	14	14	14	25	32	38	<b>54</b>
c	Private Service Vehicles	211	231	253	272	298	325	373	<b>401</b>
d	Educational Institution Buses	294	313	495	532	567	624	653	<b>708</b>
e	Other Buses	0	0	4	5	18	21	44	<b>77</b>
	Total	935	1010	1241	1310	1430	1542	1686	<b>1841</b>
14	Taxies								
a	Motor Cabs	2014	2180	2430	2627	2845	3130	3395	<b>3818</b>
b	Maxi Cabs	1173	1391	1595	1777	1943	2094	2162	<b>2262</b>
c	Other Taxies	8	8	48	81	113	115	139	<b>152</b>
	Total	3195	3579	4073	4485	4901	5339	5696	<b>6232</b>
15	Light Motor Vehicles								
a	3 Seaters (A/R)	5145	5587	5836	6143	6645	7021	7125	<b>7389</b>
b	4 TO 6 Seaters	157	184	185	185	210	222	253	<b>262</b>
	Total	5302	5771	6021	6328	6855	7243	7378	<b>7651</b>
16	Other Vehicles	4468	4666	4721	4801	4858	4909	5016	<b>5220</b>
	Total Transport Vehicles	<b>28134</b>	<b>31026</b>	<b>33976</b>	<b>36793</b>	<b>40172</b>	<b>43639</b>	<b>46118</b>	<b>50604</b>
	GRAND TOTAL (TRANSPORT+NONTRANSPORT)	<b>325325</b>	<b>353441</b>	<b>384604</b>	<b>420325</b>	<b>455094</b>	<b>488567</b>	<b>518144</b>	<b>560872</b>

**KOPPAL**

SL NO	CATEGORY OF VEHICLE	31-03-2012	31-03-2013	31-03-2014	31-03-2015	31-03-2016	31-03-2017	31-03-2018	31-03-2019
	NON-TRANSPORT VEHICLES								
1	Two wheelers	76391	88340	103113	120769	139253	158045	177101	<b>195500</b>
2	Cars	4175	4914	5804	6907	7952	9027	10019	<b>11115</b>
3	Jeeps	443	508	508	508	510	517	524	<b>525</b>
4	Omni Buses	1032	1163	1274	1376	1447	1501	1537	<b>1559</b>
5	Tractors	10147	10894	11931	13564	14875	16317	17377	<b>18477</b>
6	Trailers	6588	6835	7144	7695	8177	8683	9134	<b>9486</b>
7	Construction Equipment Vehicles	82	125	175	215	280	378	463	<b>522</b>
8	Other Vehicles	1425	1444	1475	1495	1761	1906	2165	<b>2235</b>
	Total Non-Transport	100283	114223	131424	152529	174255	196374	218320	<b>239419</b>
	TRANSPORT VEHICLES								
9	Multi axled/Articulated vehicle	91	123	160	200	296	413	488	<b>575</b>
10	Trucks & Lorries	1766	1895	2023	2082	2131	2184	2226	<b>2323</b>
	Total	1857	2018	2183	2282	2427	2597	2714	<b>2898</b>
	LIGHT GOODS VEHICLES								
11	4 Wheelers	1360	1905	2462	2972	3393	3763	4189	<b>4641</b>
12	3 Wheelers	1542	1715	1934	2136	2348	2503	2678	<b>2993</b>
	Total	2902	3620	4396	5108	5741	6266	6867	<b>7634</b>
13	Buses								
a	Stage carriages	250	250	287	337	376	402	527	<b>607</b>
b	Contract carriages	0	0	0	0	0	0	0	<b>0</b>
c	Private Service Vehicles	47	53	56	60	62	72	75	<b>78</b>
d	Educational Institution Buses	88	93	113	133	158	186	209	<b>245</b>
e	Other Buses	25	25	25	30	30	31	31	<b>32</b>
	Total	410	421	481	560	626	691	840	<b>960</b>
14	Taxis								
a	Motor Cabs	975	1131	1235	1328	1431	1663	1809	<b>1988</b>
b	Maxi Cabs	365	497	623	699	742	781	803	<b>826</b>
c	Other Taxis	9	17	17	17	17	17	17	<b>19</b>
	Total	1349	1645	1875	2044	2190	2461	2629	<b>2833</b>
15	Light Motor Vehicles								
a	3 Seaters (A/R)	1858	2228	2409	2505	2620	2779	2931	<b>3032</b>
b	4 TO 6 Seaters	178	180	180	180	180	180	180	<b>180</b>
	Total	2036	2408	2589	2685	2800	2959	3111	<b>3212</b>
16	Other Vehicles	2070	2082	2098	2099	2127	2142	2153	<b>2159</b>
	Total Transport Vehicles	<b>10624</b>	<b>12194</b>	<b>13622</b>	<b>14778</b>	<b>15911</b>	<b>17116</b>	<b>18314</b>	<b>19696</b>
	GRAND TOTAL (TRANSPORT+NONTRANSPORT)	<b>110907</b>	<b>126417</b>	<b>145046</b>	<b>167307</b>	<b>190166</b>	<b>213490</b>	<b>236634</b>	<b>259115</b>

**BIDAR**

SL NO	CATEGORY OF VEHICLE	31-03-2012	31-03-2013	31-03-2014	31-03-2015	31-03-2016	31-03-2017	31-03-2018	31-03-2019
	NON-TRANSPORT VEHICLES								
1	Two wheelers	83836	92977	104733	120217	134529	150774	165623	<b>181553</b>
2	Cars	4147	4607	5011	5636	6198	7147	8302	<b>9520</b>
3	Jeeps	377	391	421	438	461	490	507	<b>520</b>
4	Omni Buses	1262	1285	1297	1321	1337	1362	1376	<b>1391</b>
5	Tractors	3552	3905	4305	4701	4901	5256	5575	<b>6148</b>
6	Trailers	3678	3926	4201	4457	4607	4892	5110	<b>5373</b>
7	Construction Equipment Vehicles	0	0	0	0	6	30	51	<b>80</b>
8	Other Vehicles	25	38	44	55	201	229	247	<b>277</b>
	Total Non-Transport	96877	107129	120012	136825	152240	170180	186791	<b>204861</b>
	TRANSPORT VEHICLES								
9	Multi axled/Articulated vehicle	289	334	429	504	680	978	1399	<b>1834</b>
10	Trucks & Lorries	3519	3704	4012	4147	4265	4421	4511	<b>4736</b>
	Total	3808	4038	4441	4651	4945	5399	5910	<b>6559</b>
	LIGHT GOODS VEHICLES								
11	4 Wheelers	2741	2919	3084	3294	3631	3846	4057	<b>4263</b>
12	3 Wheelers	1393	1555	1722	1930	2071	2193	2271	<b>2409</b>
	Total	4134	4474	4806	5224	5702	6039	6328	<b>6672</b>
13	Buses								
a	Stage carriages	404	422	446	454	471	471	471	<b>490</b>
b	Contract carriages	90	108	110	110	110	112	112	<b>112</b>
c	Private Service Vehicles	91	91	91	91	92	92	92	<b>92</b>
d	Educational Institution Buses	16	33	61	76	80	170	196	<b>237</b>
e	Other Buses	5	12	13	15	17	38	43	<b>51</b>
	Total	606	666	721	746	770	880	910	<b>978</b>
14	Taxis								
a	Motor Cabs	1060	1091	1124	1151	1187	1317	1413	<b>1536</b>
b	Maxi Cabs	1114	1210	1267	1312	1360	1405	1452	<b>1498</b>
c	Other Taxis	7	29	50	52	53	53	54	<b>62</b>
	Total	2181	2330	2441	2515	2600	2775	2919	<b>3094</b>
15	Light Motor Vehicles								
a	3 Seaters (A/R)	2651	2934	3090	3478	4096	4578	4948	<b>5327</b>
b	4 to 6 Seaters	96	109	125	127	129	129	130	<b>130</b>
	Total	2747	3043	3215	3605	4225	4707	5078	<b>5457</b>
16	Other Vehicles	1045	1091	1146	1205	1633	1677	1709	<b>1743</b>
	Total Transport Vehicles	<b>14521</b>	<b>15642</b>	<b>16770</b>	<b>17946</b>	<b>19875</b>	<b>21477</b>	<b>22854</b>	<b>24510</b>
	GRAND TOTAL (TRANSPORT+NONTRANSPORT)	<b>111398</b>	<b>122771</b>	<b>136782</b>	<b>154771</b>	<b>172115</b>	<b>191657</b>	<b>209645</b>	<b>229375</b>

### 34. CATEGORY WISE VEHICLES REGISTERED IN KARNATAKA STATE LAST 8 YEARS

SL NO	CATEGORY OF VEHICLE	31-03-2012	31-03-2013	31-03-2014	31-03-2015	31-03-2016	31-03-2017	31-03-2018	31-03-2019
	NON-TRANSPORT VEHICLES								
1	Two wheelers	7737366	8575104	9533892	10644368	11768570	12955113	14105344	15376777
2	Cars	1269430	1420767	1572521	1741831	1916373	2110493	2300838	2495728
3	Jeeps	42179	43263	44287	45257	45909	46319	47171	48173
4	Omni Buses	113204	116987	120384	123892	127155	130890	134145	137501
5	Tractors	363993	386376	413208	442705	470224	498977	525886	557779
6	Trailers	251553	267436	283101	301049	317707	335745	348095	361082
7	Construction Equipment Vehicles	6774	7854	8660	9382	10590	11405	12170	14053
8	Other Vehicles	63021	65163	69473	71851	92888	97730	105029	111869
	<b>Total Non-Transport</b>	<b>9847520</b>	<b>10882950</b>	<b>12045526</b>	<b>13380335</b>	<b>14749416</b>	<b>16186672</b>	<b>17578678</b>	<b>19102962</b>
	TRANSPORT VEHICLES								
9	Multi-axled/Articulated vehicle	45483	49415	54016	59944	66863	74195	81240	91047
10	Trucks & Lorries	187939	198224	206973	215027	223552	232095	239530	252334
	<b>Total</b>	<b>233422</b>	<b>247639</b>	<b>260989</b>	<b>274971</b>	<b>290415</b>	<b>306254</b>	<b>320770</b>	<b>343381</b>
	LIGHT GOODS VEHICLES								
11	4 Wheelers	126673	154619	180768	208002	233469	256913	283628	320500
12	3 Wheelers	94487	104082	113498	123379	134103	143445	152260	162740
	<b>Total</b>	<b>221160</b>	<b>258701</b>	<b>294266</b>	<b>331381</b>	<b>367572</b>	<b>400335</b>	<b>435888</b>	<b>483240</b>
13	Buses								
a	Stage carriages	32548	35895	38256	39458	40198	41431	44634	45974
b	Contract carriages	1445	1811	2102	2418	2903	3421	3649	4002
c	Private Service Vehicles	10888	12291	13226	14534	16218	17469	18157	19047
d	Educational Institution Buses	10063	11616	13497	15671	17870	20440	22855	25830
e	Other Buses	7557	8105	8448	8830	9355	10929	12150	12510
	<b>Total</b>	<b>62501</b>	<b>69718</b>	<b>75529</b>	<b>80911</b>	<b>86544</b>	<b>93684</b>	<b>101445</b>	<b>107363</b>
14	Taxis								
a	Motor Cabs	83319	94802	104793	119994	147624	185154	205851	227556
b	Maxi Cabs	57498	64167	69790	75699	82793	88728	92812	97394
c	Other Taxis	1883	3925	6644	9481	15153	18438	19794	20967
	<b>Total</b>	<b>142700</b>	<b>162894</b>	<b>181227</b>	<b>205174</b>	<b>245570</b>	<b>292334</b>	<b>318457</b>	<b>345917</b>
15	Light Motor Vehicles								
a	3 Seaters (A/R)	251535	285637	312565	341867	372715	403052	431353	469191
b	4 to 6 Seaters	33873	34845	36579	38923	41946	44843	46384	51883
	<b>Total</b>	<b>285408</b>	<b>320482</b>	<b>349144</b>	<b>380790</b>	<b>414661</b>	<b>447895</b>	<b>477737</b>	<b>521074</b>
16	Other Vehicles	116890	121302	128425	131399	137587	144137	148778	166614
	<b>Total Transport Vehicles</b>	<b>1062081</b>	<b>1180736</b>	<b>1289580</b>	<b>1404626</b>	<b>1542568</b>	<b>1684883</b>	<b>1803075</b>	<b>1967589</b>
	<b>GRAND TOTAL (TRANSPORT+NONTRANSPORT)</b>	<b>10909601</b>	<b>12063686</b>	<b>13335106</b>	<b>14784961</b>	<b>16291984</b>	<b>17872242</b>	<b>19384846</b>	<b>21073227</b>

**35. The details of vehicle registered from last 11 years (2008-09 to 2018-19) in Bengaluru City and Karnataka (cumulative)**

<b>SL.NO</b>	<b>YEAR</b>	<b>BENGALURU CITY</b>	<b>KARNATAKA STATE</b>
1	2008-09	<b>3240740</b>	<b>8294202</b>
2	2009-10	<b>3490565</b>	<b>9043976</b>
3	2010-11	<b>3791318</b>	<b>9930483</b>
4	2011-12	<b>4156132</b>	<b>10909601</b>
5	2012-13	<b>4591176</b>	<b>12063686</b>
6	2013-14	<b>5050057</b>	<b>13335667</b>
7	2014-15	<b>5559730</b>	<b>14784961</b>
8	2015-16	<b>6112897</b>	<b>16291984</b>
9	2016-17	<b>6833080</b>	<b>17872242</b>
10	2017-18	<b>7406202</b>	<b>19384846</b>
11	2018-19	<b>8049891</b>	<b>21073227</b>

**36. The details of more than 15 years old vehicles in Bengaluru Metropolitan City and Karnataka State as on 31.03.2019**

SL. No	CATEGORY OF VEHICLES	BENGALURU URBAN DIVISION	KARNATAKA STATE
1	Two wheelers	892165	3481856
2	Cars	257880	652228
3	Jeep	5857	25791
4	Omni buses	10067	19665
5	Tractors	7506	129735
6	Trailers	1734	65226
7	Construction Equipment vehicle	1645	4056
8	Other vehicles	496	9057
	Total Non-Transport	<b>1177350</b>	<b>4320369</b>
9	TRANSPORT VEHICLE		
a	Multi Axled /Articulated Vehicles	3639	7940
b	Trucks & lorries	11195	117630
	Total	<b>14282</b>	<b>125018</b>
10	LIGHT GOODS VEHICLES		
a	Four Wheelers	24402	74199
b	Three wheelers	6909	41450
	Total	<b>31151</b>	<b>115489</b>
11	BUSES		
a	Stage Carriages	2800	14744
b	Contract Carriages	2585	2785
c	Private Service Vehicle	761	2314
d	Educational Institution Buses	2811	5330
e	Other Buses	3314	4396
	Total	<b>12271</b>	<b>29560</b>
12	TAXIES		
a	Motor Cabs	22071	40822
b	Maxi Cabs	10070	26251
c	Other taxi	66	1950
	Total	<b>32207</b>	<b>69123</b>
13	L MV(psngr)		
a	Three Seaters(A/R)	25812	114074
b	Four to Six Seaters	850	12690
	<b>Total</b>	<b>26662</b>	<b>126783</b>
14	Other vehicles not covered above	673	15809
15	Ambulances	714	1706
	Total	<b>1387</b>	<b>17523</b>
	Total Transport	<b>117960</b>	<b>483496</b>
	Total Trans+Non-Transport	<b>1295310</b>	<b>4749996</b>

**37. The details of driving licence and conductor licence in Karnataka AS ON 31.03.2019  
STATEMENT SHOWING THE DETAILS OF DRIVING LICENCE ISSUED IN THE KARNATAKA STATE DURING THE YEAR  
2018-19**

TOTAL NUMBER OF DL AS ON 31-03-2018			NEW DRIVING LICENCE ISSUED IN THE YEAR 2018-19			TOTAL NUMBER OF DRIVING LICENCE AT THE END OF 31-03-2019		
1	2	3(1+2)	4	5	6(4+5)	7	8	9(7+8)
MALE	FEMALE	TOTAL	MALE	FEMALE	TOTAL	MALE	FEMALE	TOTAL
13429278	2363933	15793211	803645	156565	960210	14232923	2520498	16753421

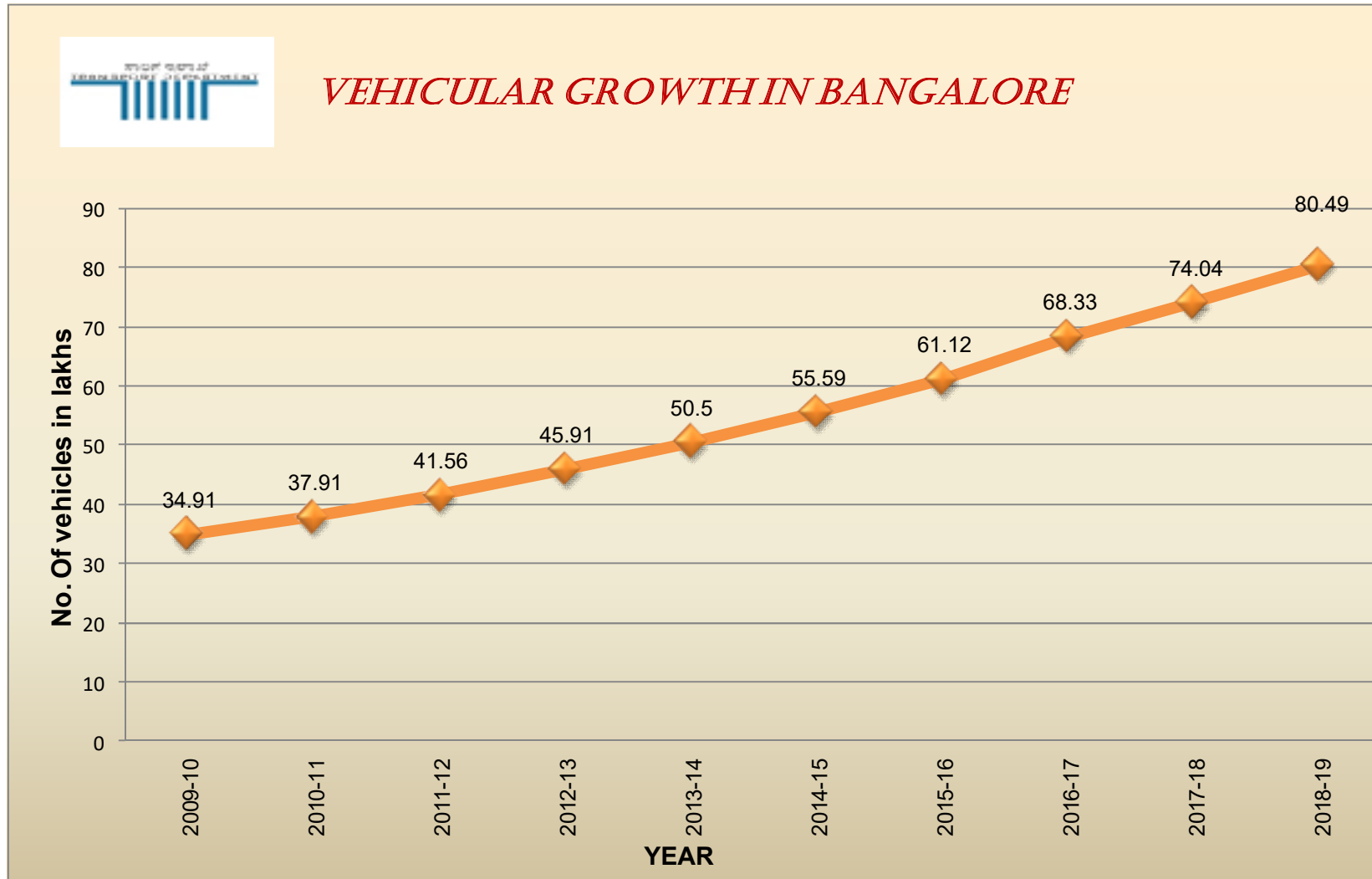
**39.1 STATEMENT SHOWING THE DETAILS OF DRIVING LICENCE (CUMMULATIVE)ISSUED IN THE KARNATAK STATE**

YEAR	PROFESSIONAL						NON-PROFESSIONAL			TOTAL		
	AUTHORISED TO DRIVE PUBLIC SERVICE VEHICLES			OTHERS								
	1	2	3(1+2)	4	5	6(4+5)	7	8	9(7+8)	10	11	12(10+11)
	MALE	FEMALE	TOTAL	MALE	FEMALE	TOTAL	MALE	FEMALE	TOTAL	MALE	FEMALE	TOTAL
<b>31-03-2018</b>	1687814	17571	1705385	653634	57754	745941	11093380	2288573	13381953	13429278	2363933	15793211
<b>2018-19</b>	80744	272	89599	65822	9301	75123	657302	147529	804831	803645	156565	960210
<b>31-03-2019</b>	<b>1768558</b>	<b>17843</b>	<b>1794984</b>	<b>719456</b>	<b>67055</b>	<b>821064</b>	<b>11750682</b>	<b>2436102</b>	<b>14186784</b>	<b>14232923</b>	<b>2520498</b>	<b>16753421</b>

**39.2 STATEMENT SHOWING THE DETAILS OF CONDUCTOR LICENCE ISSUED IN THE KARNATAKA**

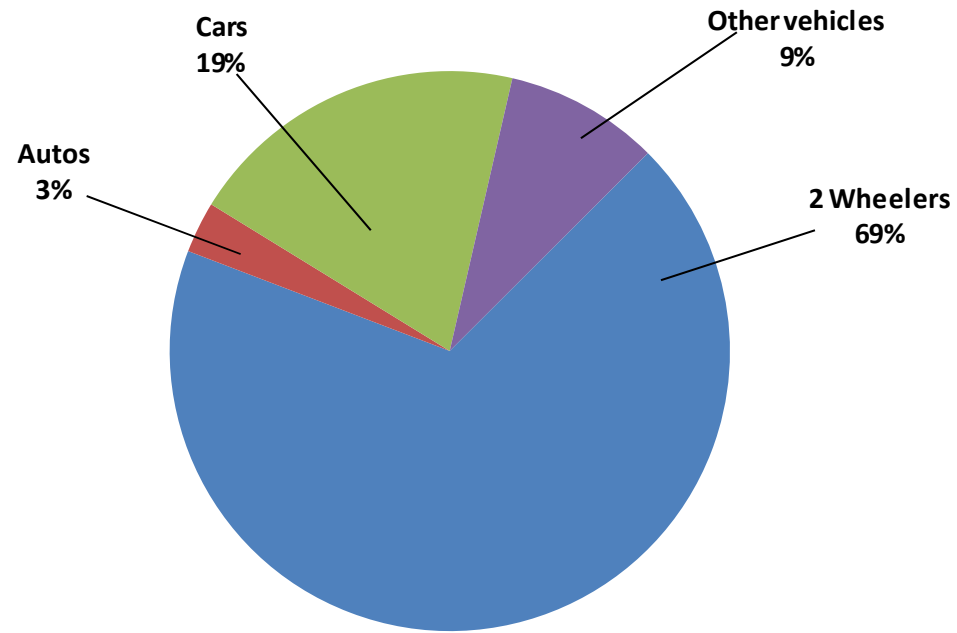
CONDUCTOR LICENCE AT THE END OF 31-03-2018			CONDUCTOR LICENCE ISSUED DURING 2018-19			CONDUCTOR LICENCE AT THE END OF 31-03-2018		
1	2	3(1+2)	4	5	6(4+5)	7	8	9(7+8)
MALE	FEMALE	TOTAL	MALE	FEMALE	TOTAL	MALE	FEMALE	TOTAL
<b>936839</b>	<b>109620</b>	<b>1046459</b>	<b>8075</b>	<b>952</b>	<b>9027</b>	<b>944914</b>	<b>110572</b>	<b>1055486</b>

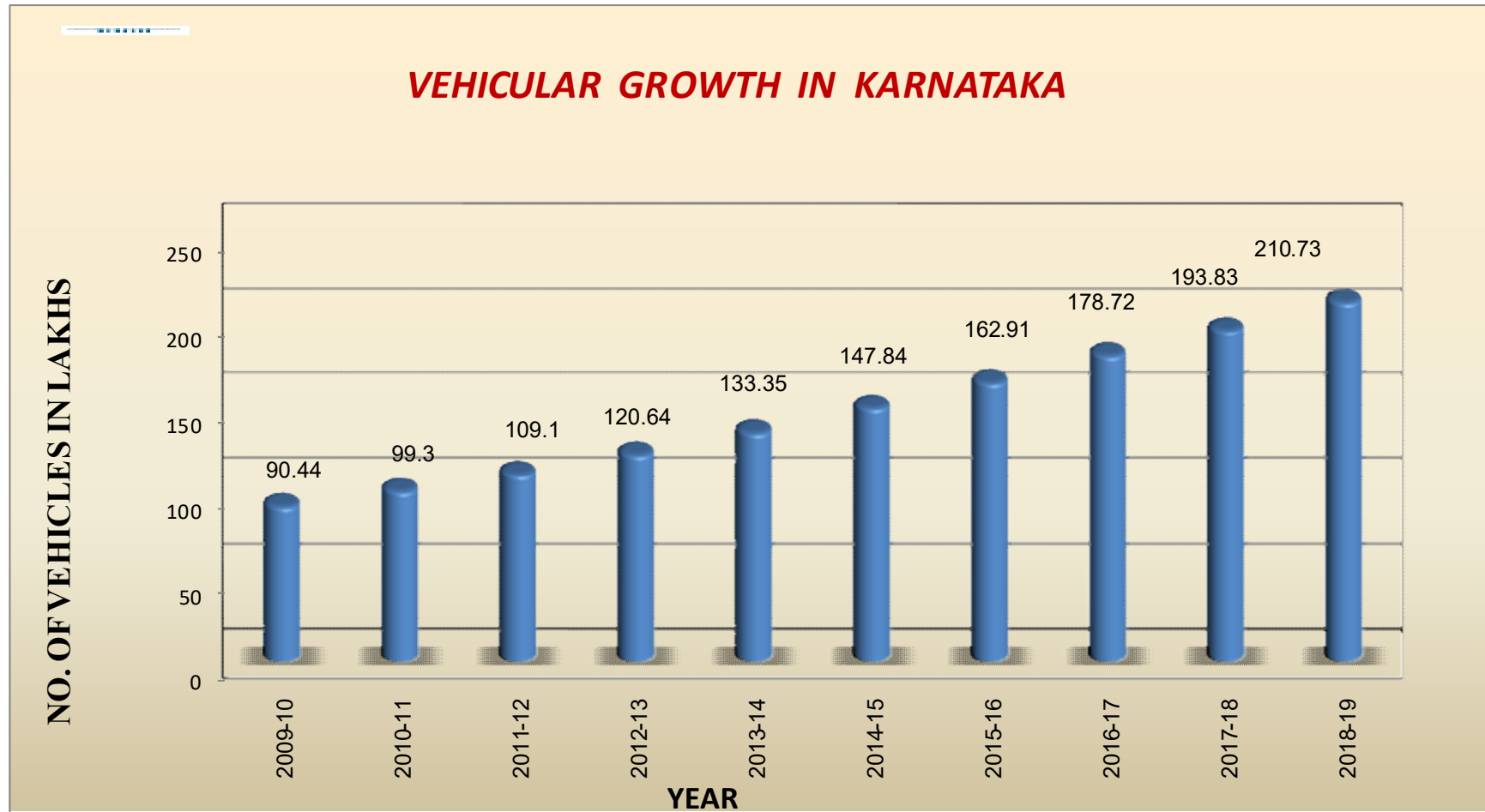






## Composition of Vehicles in Bangalore as on 31.3.2019 in Percentage







### Composition of Vehicles in Karnataka As on 31-03-2019

